



Friedman Memorial Airport Authority

Regular Board Meeting

October 1, 2019





Approve Agenda



Public Comment

(10 Minutes)



Approval of Meeting Minutes

September 3, 2019 Regular Meeting



Reports

Reports

- ▶ Chairman Report
- ▶ Blaine County Report
- ▶ City of Hailey Report
- ▶ Fly Sun Valley Alliance Report
- ▶ Airport Manager's Report

Airport Manager's Report

Conferences

- ▶ NWAAAE Annual Conference
 - Fairbanks, AK
 - Sept. 22–25
- ▶ FAA Helena ADO Conference
 - Helena, MT
 - Oct. 23–24



NORTHWEST CHAPTER
AMERICAN ASSOCIATION
OF AIRPORT EXECUTIVES



In The Works...

- ▶ Audit
- ▶ Winter Ops prep
 - New broom and loader in Nov.
 - Part-time help

“On the Horizon”

- ▶ Rates and Charges Review and Discussion
 - Parking lot rates
 - Tie-down fees

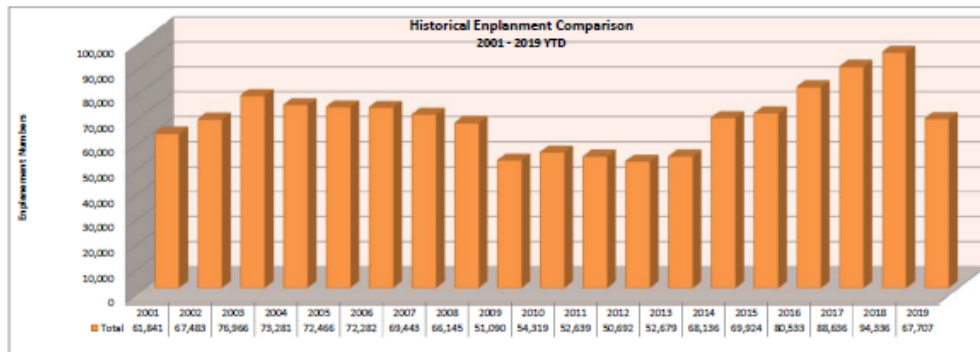
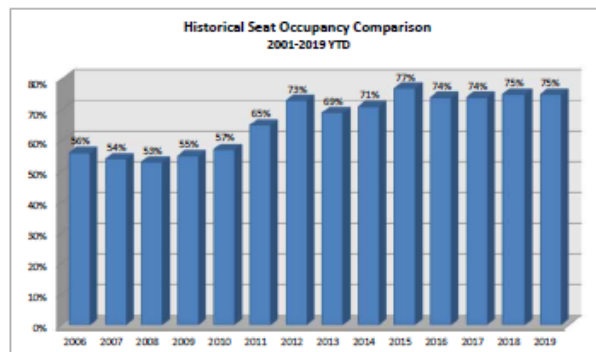


Airport Staff Brief Questions

**Friedman Memorial Airport
August 2019**
(Revised 9/12/2019)

2019 Seat Occupancy																		
Month	Alaska Airlines				Delta Airlines				United Airlines				Seat Occupancy Totals			Seat Occupancy Totals Prior Year Comparison		
	Departure Flights	Seats Available*	Seats Occupied	Percent Occupied	Departure Flights	Seats Available*	Seats Occupied	Percent Occupied	Departure Flights	Seats Available*	Seats Occupied	Percent Occupied	Total Seats Available	Total Seats Occupied	Total Percent Occupied	Prior Year % Change Total Seats Available	Prior Year % Change Total Seats Occupied	Prior Year % Change Total % Occupied
Jan-19	31	2,356	1,922	82%	78	5,928	3,974	67%	69	5,244	3,225	61%	13,528	9,121	67%	4%	-7%	-9%
Feb-19	21	1,596	1,354	85%	47	3,572	1,826	51%	44	3,344	2,025	61%	8,512	5,205	61%	-18%	-31%	-12%
Mar-19	31	2,356	2,018	86%	98	6,860	5,283	77%	92	6,992	4,951	71%	16,208	12,252	76%	11%	12%	1%
Apr-19	0	0	0	0%	59	4,484	3,804	85%	0	0	0	0%	4,484	3,804	85%	13%	14%	1%
May-19	0	0	0	0%	62	4,340	3,616	83%	0	0	0	0%	4,340	3,616	83%	6%	12%	4%
Jun-19	23	1,748	1,239	71%	83	6,225	4,922	79%	34	2,584	1,167	45%	10,557	7,328	69%	5%	13%	5%
Jul-19	31	2,356	1,915	81%	92	6,992	5,719	82%	93	7,068	5,219	74%	16,416	12,853	78%	-6%	2%	5%
Aug-19	32	2,432	2,039	84%	92	6,992	6,010	86%	93	7,068	5,479	78%	16,492	13,528	82%	-1%	2%	3%
Totals	169	12,844	10,487	82%	611	45,393	35,154	77%	425	32,300	22,066	68%	90,537	67,707	75%	-1%	-3%	-1%

Note: *Preliminary available seat calculations based on scheduled flights. Actual available seat calculations will be updated periodically when official DOT numbers are obtained.





**Action
New Business**

None



Action Continuing Business

None



Discussion and Updates

New Business

None



Discussion and Updates

Continuing Business

Construction and Capital Projects

AIP Grant – RPZ Acquisition

- ▶ Grant offer received
 - Sept. 23rd
- ▶ Closing TBD

Obstruction Removal – Phase 2

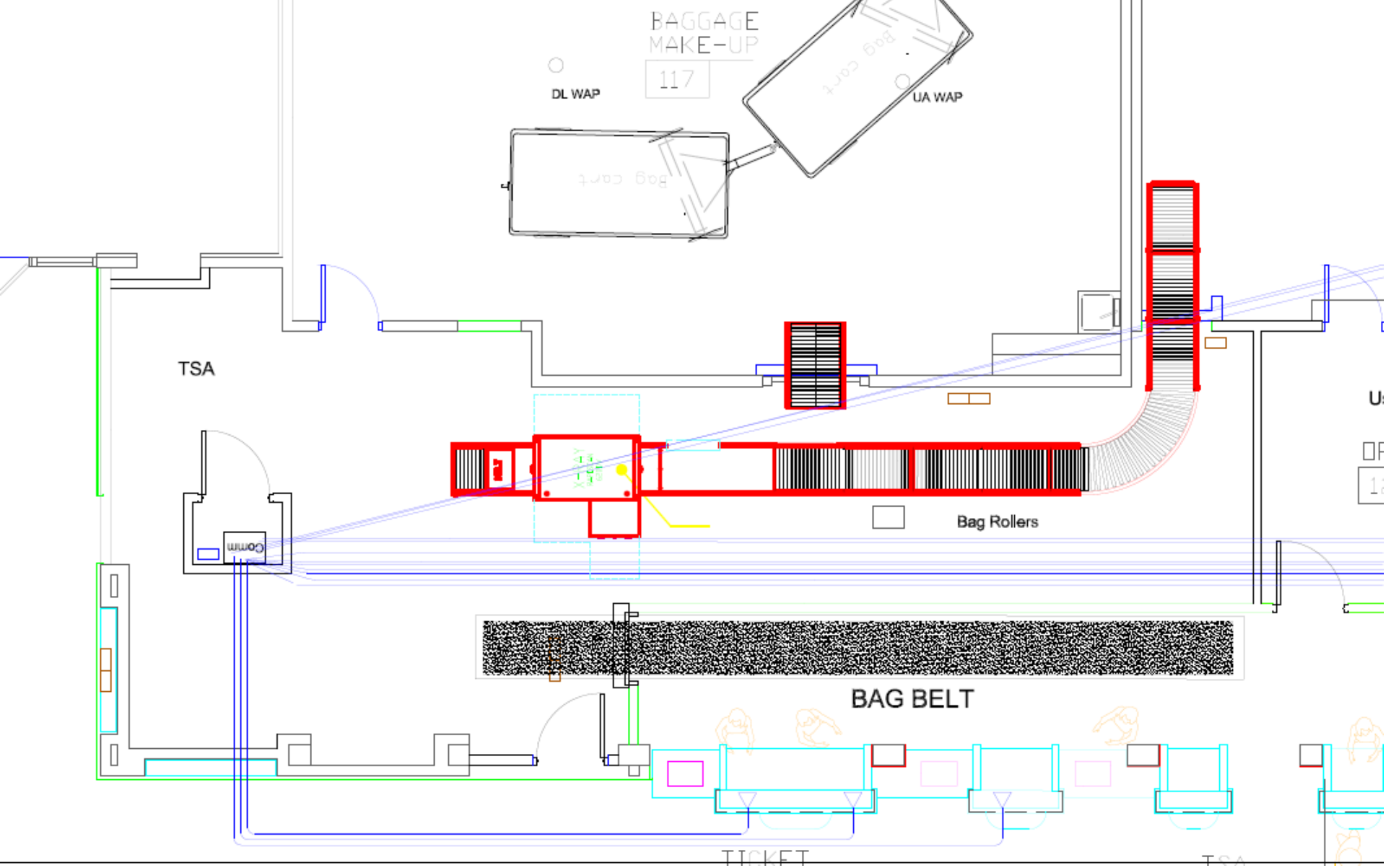
- ▶ Phase 2
 - Stump removal
- ▶ Last week of October
 - Approximately 2 weeks
- ▶ Obstruction database update

Airport Planning Projects

Terminal – ATO and Baggage Screening Area Enhancements

- ▶ Overview of challenges
 - Constrained space
 - Airline Ticket Counter
 - Baggage Screening
 - Baggage back-ups
 - Numerous movements of bags
 - Risk of injuries





Terminal Area Plan

- ▶ Draft Scope of Work
 - Mead & Hunt and FAA
- ▶ Deliverables
 - Terminal improvement options and phasing
 - Airline Ticket Office
 - Baggage screening area
 - TSA screening
 - Holdroom
 - Baggage claim
 - Parking lot improvement options
 - Revised forecasts of demand
 - CIP and financial feasibility
- ▶ Schedule
 - Approximately 9–12 months





Public Comment

Executive Session

I.C §74-206 (c) To acquire an interest in real property which is not owned by a public agency

I.C §74-206 (f) to communicate with legal counsel to discuss legal ramifications for controversy imminently likely to be litigated



Thank You!

