

**NOTICE OF A REGULAR MEETING OF
THE FRIEDMAN MEMORIAL AIRPORT AUTHORITY**

PLEASE TAKE NOTICE that a regular meeting of the Friedman Memorial Airport Authority shall be held Tuesday, May 5, 2020 at 5:30 p.m. at the **old Blaine County Courthouse Meeting Room** Hailey, Idaho. All matters shall be considered Joint Decision Matters unless otherwise noted. **This meeting is open to the public, but attendees are STRONGLY ENCOURAGED to attend by web access. Instructions below:**

Please join the meeting from your computer, tablet, or smartphone.

<https://global.gotomeeting.com/join/741318061>

You can also dial in using your phone.

United States: 1 (872) 240-3212

Dial In Access Code: 741-318-061

The proposed Agenda for the meeting is as follows:

**AGENDA
May 5, 2020**

- I. APPROVE AGENDA – ACTION ITEM**
- II. PUBLIC COMMENT (10 Minutes Allotted)**
- III. FRIEDMAN MEMORIAL AIRPORT AUTHORITY MEETING MINUTES OF:**
 - A. April 7, 2020 Regular Meeting – Motion to Approve – **Attachment #1 ACTION ITEM**
- IV. REPORTS**
 - A. Chairman Report
 - B. Blaine County Report
 - C. City of Hailey Report
 - D. Fly Sun Valley Alliance Report
 - E. Airport Manager Report
- V. AIRPORT STAFF BRIEF (5 Minutes Allotted)**
 - A. Noise Complaints in April
 - B. Profit & Loss, ATCT Traffic Operations Count and Enplanement Data – **Attachment #2 – #4**
 - C. Airport Commercial Flight Interruptions (unofficial)
 - D. Review Correspondence
- VI. ACTION ITEMS (a vote may occur but is not required to be taken)**
 - A. NEW BUSINESS
 - 1. Airport Pavement Maintenance Project – Bid Award – **ACTION ITEM**
 - 2. SUN CARES Act and Airport Improvement Program (AIP) Grant Offers – Consideration of Recommendation of Acceptance – **ACTION ITEM**
 - B. CONTINUING BUSINESS
 - 1. None
- VII. DISCUSSION AND UPDATES**
 - A. NEW BUSINESS
 - 1. None
 - B. CONTINUING BUSINESS
 - 1. Construction and Capital Projects
 - i. Parking Lot Improvement Project – Update
 - 2. Airport Planning Projects
 - i. Terminal Area Plan – Update
 - ii. Instrument Approach Improvements – Update
 - 3. Miscellaneous
 - i. None
- VIII. PUBLIC COMMENT**
- IX. EXECUTIVE SESSION**
 - I.C. §74-206 (1),(c) To acquire an interest in real property which is not owned by a public agency
 - I.C. §74-206 (1),(f) To communicate with legal counsel to discuss legal ramifications for controversy imminently likely to be litigated
- X. ADJOURNMENT**

III. FRIEDMAN MEMORIAL AIRPORT AUTHORITY MEETING MINUTES OF:

A. April 7, 2020 Regular Meeting – Motion to Approve - **Attachment #1 ACTION ITEM**

IV. REPORTS

A. Chairman Report

This item is on the agenda to permit a Chairman report if appropriate.

B. Blaine County Report

This item is on the agenda to permit a County report if appropriate.

C. City of Hailey Report

This item is on the agenda to permit a City report if appropriate.

D. Fly Sun Valley Alliance Report

This item is on the agenda to permit a report if appropriate.

E. Airport Manager Report

This item is on the agenda to permit an Airport Manager report if appropriate.

V. AIRPORT STAFF BRIEF - (5 Minutes Allotted)

A. Noise Complaints in April

LOCATION	DATE	TIME	AIRCRAFT TYPE	INCIDENT	ACTION/RESPONSE
East Fork	4/22/2020	9:53 a.m.	Prop	Caller stated a small plane flew low over his house and was below the tree line.	Ops manager investigated, including talking to the tower. This occurred outside SUN airspace and we were unable to verify the incident. The caller was requested to let us know if it happens again.

B. Profit & Loss, ATCT Traffic Operations Count and Enplanement Data - **Attachments #2- #4**

Attachment #2 is Friedman Memorial Airport Profit & Loss Budget vs. Actual (unaudited)

Attachment #3 is 2001 - 2020 ATCT Traffic Operations data comparison by month

Attachment #4 is 2020 Enplanement, Deplanement and Seat Occupancy data

The following revenue and expense analysis is provided for Board information and review:

February 2020		
Total Non-Federal Revenue	February, 2020	\$318,084.63
Total Non-Federal Revenue	February, 2019	\$205,061.45
Total Non-Federal Revenue	FY '20 thru February	\$1,720,135.30
Total Non-Federal Revenue	FY '19 thru February	\$1,468,002.02
Total Non-Federal Expenses	February, 2020	\$304,084.38
Total Non-Federal Expenses	February, 2019	\$346,191.57
Total Non-Federal Expenses	FY '20 thru February	\$1,565,527.68
Total Non-Federal Expenses	FY '19 thru February	\$1,677,220.16
Net Income excluding Federal Programs	FY '20 thru February	\$154,607.62
Net Income excluding Federal Programs	FY '19 thru February	-\$209,218.14
Net Income to include Federal Programs	FY '20 thru February	-\$54,821.03
Net Income to include Federal Programs	FY '19 thru February	-\$83,712.10

C. Airport Commercial Flight Interruptions (unofficial):

AIRLINE	FLIGHT CANCELLATIONS	FLIGHT DIVERSIONS
Alaska Airlines	N/A – Alaska not currently operating	N/A
Delta	None	None
United	N/A – United not currently operating	N/A

D. Review Correspondence

None

VI. ACTION ITEMS (a vote may occur but is not required to be taken)

A. NEW BUSINESS

1. Airport Pavement Maintenance Project – Bid Award - **ACTION ITEM**

On April 6th, bids were opened for the Airfield Pavement Maintenance Project. This project includes crack repair, fog seal and remark of the Section 2 and Section 4 Aprons and Taxilanes along with rubber removal, crack repair and remark of Runway 13-31. Bids were only accepted by mail, UPS or FedEx and the bid opening was conducted by teleconference. Five bids were received and are shown in the table below.

Contractor	Location	Total Bid
C.R. Contracting, LLC	Bend, Oregon	\$193,790.00
Road Products, Inc.	Spokane, Washington	\$228,275.00
Idaho Lines & Signs, LLC	Boise, Idaho	\$244,061.00
Curtis Clean Sweep, Inc.	Boise, Idaho	\$248,665.00
Straight Stripe Painting, Inc.	St. George, Utah	\$276,444.00
Engineers Estimate	N/A	\$256,835.00

After bid opening, all bids were reviewed and all bids were found to be responsive. The lowest, responsive bidder was CR Contracting of Bend, Oregon. All work bid as part of the project was AIP eligible however not all work will be included in the upcoming AIP grant. The work associated with the runway will be funded locally in the amount of \$54,835. We are also adding maintenance of the pavement directly in front of all hangars in the Section 2 and Section 4 areas, which is not eligible for AIP funds, to the project in the amount of \$14,950.

We are recommending award of the project, pending FAA concurrence, to CR Contracting in the amount of \$206,440 with \$136,655 to be funded by an AIP grant and \$69,785 funded locally.

This work is still scheduled to take place the first week of June, weather permitting. Additional coordination with stakeholders and affected tenants is forthcoming.

2. SUN CARES Act and Airport Improvement Program (AIP) Grant Offers – Consideration of Recommendation of Acceptance - **ACTION ITEM**

As the Board was previously advised, on Tuesday, April 14, 2020, the FAA announced grant amounts to airports under the CARES Act which included \$10 billion for airport relief. SUN's grant amount is \$18.4 million. A main priority from Congress was to ensure the continued safe operation of the airport and the protection of airport jobs. As a result, the grant funds can be used for Operational and Maintenance (O&M) expenses as well as capital development projects.

With the Airport Chairman's approval, the Airport Manager submitted two applications for federal assistance to the FAA for our CARES Act grant funds the week of April 20, 2020. One was for O&M expenses and the other for capital projects.

Also with the Chairman's approval, the Airport Manager submitted a grant application for federal assistance to the FAA for our regular FY20 AIP grant on April 2, 2020.

Steve Engebrecht, FAA ADO Project Manager, recently advised FAA Grant Offers for both our CARES Act and regular FY20 AIP grants are forthcoming in the next few weeks. The CARES Act Grant Offers will total \$18.4 million and the regular FY20 AIP Grant Offer will be for a total of approximately \$1,514,949. The CARES Act grant will not require a local match. Further, the CARES Act also relieves airports from their local match requirement for regular FY20 AIP grants and will fund the projects 100% versus 93.75%. All regular FY20 AIP projects were included in the budget.

- BOARD ACTION:
1. Recommend execution of the SUN CARES Act and regular FY20 Grant Offers from the FAA by the City of Hailey and Blaine County as airport co-sponsors. The action will further direct Staff and Legal Counsel to develop the appropriate City and County Resolutions to support acceptance of the SUN CARES Act and regular FY20 Grant Offers.

B. CONTINUING BUSINESS

1. None

VII. DISCUSSION AND UPDATES

A. NEW BUSINESS

1. None

B. CONTINUING BUSINESS

1. Construction and Capital Projects

- i. Parking Lot Improvement Project – Update

As previously discussed, the Board approved moving forward with design and bidding of the parking lot improvement project at the March meeting. Over the past month, Staff has been working with T-O Engineers, The Car Park, and our parking lot consultant to develop and review alternatives and cost estimates for the project. Staff will provide an update to the Board at the meeting.

2. Airport Planning Projects

- i. Terminal Area Plan – Update

Due to COVID-19 related impacts, the start of this project has been delayed. A new tentative start date will be June pending the continuing evolution of the virus. Staff will provide an update to the Board at the meeting, as necessary.

ii. Instrument Approach Improvements – Update

Our approach designer is currently making changes to the procedure based on his meetings with the FAA. The changes will require an additional simulator test and will extend the approval process by a few months. Full approval and completion of the procedure is still anticipated before this winter. Staff will provide an update to the Board at the meeting.

3. Miscellaneous

i. None

VIII. PUBLIC COMMENT

- IX. EXECUTIVE SESSION - I.C. §74-206 (1),(c) To acquire an interest in real property which is not owned by a public agency**
I.C. §74-206 (1),(f) To communicate with legal counsel to discuss legal ramifications for controversy imminently likely to be litigated

X. ADJOURNMENT

**MINUTES OF A REGULAR MEETING
OF THE
FRIEDMAN MEMORIAL AIRPORT AUTHORITY***
April 7, 2020
5:30 P.M.

IN ATTENDANCE:

BOARD MEMBERS: Chairman - Jacob Greenberg, Vice-Chairman – Don Keirn, Treasurer - Ron Fairfax, Board Members - Fritz Haemmerle, Angenie McCleary, Patrick Cooley, and Dick Fosbury

FRIEDMAN MEMORIAL AIRPORT STAFF: Airport Manager – Chris Pomeroy, Contracts/Finance Administrator – Lisa Emerick, ASC/Special Projects Coordinator/Executive Assistant – Steve Guthrie, Airport Operations Manager – Todd Emerick; Airport Administrative Coordinators – Sue Heaphy & Jenna Elliott

CONSULTANTS: T-O Engineers –Nathan Cuvala, Centerlyne – Sara Shepard

AIRPORT LEGAL COUNSEL: Lawson Laski Clark, PLLC – Jim Laski

CALL TO ORDER:

The meeting was called to order at 5:30 p.m. by Chairman Greenberg

I. APPROVE AGENDA

The agenda was approved as presented.

MOTION: *Made by Board Vice-Chairman Keirn to approve the agenda.
Seconded by Board Member McCleary.*

PASSED UNANIMOUSLY

II. PUBLIC COMMENT

No Public Comment

**III. APPROVE FMAA
MEETING MINUTES**

A. March 3, 2020 Regular Meeting Minutes - **Attachment #1**

MOTION: *Made by Board Member Fairfax to approve the board meeting minutes of the March 3, 2020 Regular Meeting. Seconded by Board Vice-Chairman Keirn.*

PASSED UNANIMOUSLY

IV. REPORTS

A. Chairman Report

Chairman Greenberg reported on the Blaine County COVID-19, self-isolation order, and the impact the virus has had on the community. He reported he is working with county, city, public health officials, and the County's Emergency Operations Center (EOC) on how to move forward. He indicated this group is working very hard to keep the public informed. He expressed appreciation for everyone's efforts and said his final message is to please stay safe.

B. Blaine County Report

No report was given.

C. City of Hailey Report

No report was given.

D. Fly Sun Valley Alliance Report

Carol Waller reported the diversion and bus service ended a few weeks early due to the decrease in flights and closures due to COVID-19. She is working with the airline carriers on summer and fall, 2020 flight schedules. She anticipates the schedules to be finalized in the next two weeks.

E. Airport Manager Report **COVID-19** (see Power Point Presentation)

Airport Manager Pomeroy reported he is very proud of how the FMA airport staff has handled the response to the COVID-19. They have worked together as a team

to make many essential changes to keep the airport operational during this challenging time.

Airport Manager Pomeroy reported, due to the COVID-19, there has been discussion regarding whether the airport would remain open. He explained the Airport is designated as an essential infrastructure by the state, local, and federal agencies.

Airport Manager Pomeroy reported on the reduced air carrier schedules that started on March 20th, which was earlier than expected, due to the COVID-19 outbreak in Blaine County. He explained there has been a drastic decrease in overall activity, with both commercial and general aviation air traffic.

Airport Manager Pomeroy reported that passenger enplanements on a national level are down 97% in comparison to the same time last year. Airport Manager Pomeroy indicated, for this time of year, the average number of takeoff and landings per day would be 40-50. These have decreased to 28/day, March 20-27th, and decreased again to an average of around 14/day on March 28-April 5th. Current activity primarily consists of one daily airline flight, life flight, UPS/FedEx, and limited general aviation.

General Manager, Brian Blackburn, Atlantic Aviation, confirmed the data collected by Atlantic was in line with what Airport Manager Pomeroy was reporting. Atlantic Aviation had 85 landings April 1st -6th of 2019, and 24 in April 1st – 6th 2020. This is a drastic reduction. Atlantic Aviation is staying open, with limited staffing, and they have implemented procedures for employees and passengers traveling to adhere the local social distancing measures. Board Chairman Greenberg asked if the people arriving in private aircraft were local citizens or, second homeowners or visitors. Mr. Blackburn mentioned that he believed most, if not all, were second homeowners. He stated he is not noticing any visitor/leisure traffic. Mr. Blackburn mentioned he saw increased traffic for two weeks in mid-March, while people were trying to get to their place of preference for the self-isolation orders starting to take place throughout the US.

Airport Manager Pomeroy reported the Airport administrative staff is working primarily from home, airport operations staff continues to work with new social distancing standards in place and the security badging operations have been suspended with TSA approval. He also explained that efforts have been made to limit access to the terminal by only being open to the public two hours before airline flights and closed approximately thirty minutes after flight departure. Airport Staff has installed signs within the terminal encouraging passengers to comply with essential travel and social distancing restrictions. He expressed appreciation to the Airport's communication consultants and explained they have been essential in relaying information to the public via the Airport's website and social media.

Airport Manager Pomeroy reported the Coronavirus Aid, Relief and Economic Security Act or CARES Act is being developed in response to the COVID-19 outbreak. He expects the Airport to receive financial assistance from the federal government but an amount is to be determined.

Board Member Fosbury asked about the possibility of future testing of all incoming passengers for COVID-19. Airport Attorney Laski stated that the Airport Authority does not have the authority or the expertise to carry out the testing function. He stated, he believes, testing would require a Federal order by the US government.

Airport Manager Pomeroy reported the following is "On the Horizon:"

- Pavement maintenance bid results and approval
- Terminal Area Plan (TAP) kick-off meeting

V. AIRPORT STAFF BRIEF

- A. Noise Complaints (See Brief)
- B. Profit & Loss, ATCT Traffic Operations Count and Enplanement Data (See **Attachment #2-#4**)
- C. Airport Commercial Flight Interruptions (See Brief)
- D. Review Correspondence

VI. ACTION ITEMS

A. NEW BUSINESS (See Brief & Power Point)

1. Vector Airport Systems – Landing Fee Collection **Attachment #5 ACTION ITEM**

Airport Manager Pomeroy reported he believes it would be in the best interest of the airport to consider a new method of collecting aircraft landing fees that are currently being collected, by contract, with Atlantic Aviation. He indicated he has been in contact with Vector Airport Systems, that has an automated landing data collection and billing system. Staff and the Airport Finance Committee recently participated in a teleconference and were provided with a demonstration of Vector's collection system which uses on-site cameras to capture aircraft tail numbers and then, using the data collected, landing fees are invoiced to the aircraft owner. All reporting, invoicing, and collection would be managed by Vector. It is anticipated that not only would the system be more reliable and consistent, the increase in projected revenue would pay for the needed one-time equipment expense and maintenance fees.

Finance Committee members Keirn, Fairfax and Greenberg agreed this automated system would be a benefit to the Airport. They referenced the proven record at other similar airports.

MOTION: *Made by Board Member Haemmerle to approve and enter into an agreement with Vector Airport Systems to purchase equipment and provide annual maintenance and administrative services per negotiated terms and subject to legal counsel review. Seconded by Board Member Fairfax.*

PASSED UNANIMOUSLY

B. CONTINUING BUSINESS

1. Revised Rates and Charges Schedule – Consideration of Approval – **Attachment #6 - #9 ACTION ITEM**

Airport Manager Pomeroy presented the proposed revisions to the Friedman Memorial Airport Rates and Charges Schedule. He mentioned this is the third month the Rates & Charges have been on the agenda. He presented supporting data, as requested by the board and noted there were not any revisions since the May meeting.

MOTION: *Made by Board Member Haemmerle to approve the new rates and charges schedule as proposed by attachment #6. Seconded by Board Vice-Chairman Keirn.*

PASSED UNANIMOUSLY

VII. DISCUSSION AND UPDATES

A. NEW BUSINESS

1. None

B. CONTINUING BUSINESS

1. **Construction and Capital Project**

i. Airport Pavement Maintenance Project GA Aprons and Taxi lanes

Airport Manager Pomeroy reported bids for the Airport Pavement Maintenance Project were opened on April 6, 2020. Five bids were received. C.R. Contracting, LLC appeared to be the lowest eligible bid.

Nathan Cuvala, T-O Engineers, reported the bid opening was conducted via teleconference. After a review of the bids has been completed, he will issue a recommendation of award that will be sent to Airport Manager Pomeroy and the FAA. After the FAA issues concurrence of award, it will be presented to the Board. He is hopeful to have FAA concurrence of award by the next Board meeting. If approved, the plan is to start work in early June.

Airport Manager Pomeroy reported the project would include runway closures for limited hours on June 2-3rd. This will be coordinated with all tenants.

ii. Parking Lot Improvement Project

Airport Manager Pomeroy reported, as approved by the Board, he is working with T-O Engineers with the design of terminal parking lot improvements and a potential bid process. Airport Manager Pomeroy has presented The Car Park and Airport parking consultant, Chris Johnson, with the preliminary designs and is collecting their feedback. An update on project progress will be presented to the Board in May.

2. Airport Planning Projects

i. Terminal Area Plan – Update

Airport Manager Pomeroy reported the contract has been finalized with Mead & Hunt to conduct a Terminal Area Plan (TAP). He indicated he wanted to schedule a kick-off meeting in April but will need to reschedule it due to COVID-19.

ii. Instrument Approach Improvements

Airport Manager Pomeroy reported an additional simulator test is required with a minor adjustment. The test is pending based on SkyWest's schedule, resulting in a one to two-month delay in approval. The approach is still in process and continues to move forward.

iii. Air Traffic Control Tower Relocation

Airport Manager Pomeroy reported he will continue to coordinate with vendors work and with the Congressional delegation to, hopefully, move the process forward.

3. Miscellaneous

i. None

VIII. PUBLIC COMMENT

No Public Comment

IX. EXECUTIVE SESSION

MOTION: *Made by Board Member Haemmerle to enter into executive session pursuant to Idaho Code §74-206 paragraph 1(c) to acquire an interest in real property which is not owned by a public agency, and Idaho Code §74-206 1, (f) to communicate with legal counsel to discuss legal ramifications for controversy imminently likely to be litigated. Seconded by Board Member Fosbury.*

Roll Call Vote:

Board Member Haemmerle Yes

Board Member Fosbury Yes

Board Member McCleary Yes

Board Member Fairfax Yes

Board Vice-Chairman Keirn Yes

Board Member Cooley Yes

Board Chairman Greenberg Yes

PASSED UNANIMOUSLY

X. ADJOURNMENT

The April 7, 2020 Regular Meeting of the Friedman Memorial Airport Authority was adjourned at approximately 7:00 p.m.

Angenie McCleary, Secretary

* *Additional resources/materials that should be reviewed with these meeting minutes include but are not limited to the Friedman Memorial Airport Authority Board Packet briefing, the PowerPoint presentation prepared for this meeting and any referenced attachments.*

1:39 PM

04/28/20

**Friedman Memorial Airport
Profit & Loss Budget vs. Actual (COMBINED '20)**

Accrual Basis

	Oct '19 - Feb 20	Budget	\$ Over Budget	% of Budget
Ordinary Income/Expense				
Income				
4000-00 · AIRCARRIER				
4000-01 · Aircarrier - Lease Space	147,690.89	145,831.00	1,859.89	101.3%
4000-02 · Aircarrier - Landing Fees	93,385.73	75,000.00	18,385.73	124.5%
4000-04 · Aircarrier - Utility Fees	150.00	0.00	150.00	100.0%
4010-07 · Aircarrier - '14 PFC App	127,538.44	156,500.00	-28,961.56	81.5%
Total 4000-00 · AIRCARRIER	368,765.06	377,331.00	-8,565.94	97.7%
4020-00 · TERMINAL AUTO PARKING REVENUE				
4020-01 · Automobile Parking - Terminal	224,222.95	212,000.00	12,222.95	105.8%
Total 4020-00 · TERMINAL AUTO PARKING REVENUE	224,222.95	212,000.00	12,222.95	105.8%
4030-00 · AUTO RENTAL REVENUE				
4030-01 · Automobile Rental - Commission	264,679.83	228,000.00	36,679.83	116.1%
4030-02 · Automobile Rental - Lease Space	12,095.80	12,125.00	-29.20	99.8%
4030-03 · Automobile Rental - Auto Prkng	25,917.50	57,250.00	-31,332.50	45.3%
4030-04 · Automobile Rental - Utilities	467.49	1,250.00	-782.51	37.4%
Total 4030-00 · AUTO RENTAL REVENUE	303,160.62	298,625.00	4,535.62	101.5%
4040-00 · TERMINAL CONCESSION REVENUE				
4040-01 · Terminal Shops - Commission	4,980.10	4,100.00	880.10	121.5%
4040-03 · Terminal Shops - Utility Fees	467.48	0.00	467.48	100.0%
4040-10 · Advertising - Commission	20,816.90	21,500.00	-683.10	96.8%
4040-11 · Vending Machines - Commission	3,933.77	7,000.00	-3,066.23	56.2%
4040-12 · Terminal ATM	375.00	375.00	0.00	100.0%
Total 4040-00 · TERMINAL CONCESSION REVENUE	30,573.25	32,975.00	-2,401.75	92.7%
4050-00 · FBO REVENUE				
4050-01 · FBO - Lease Space	80,950.80	79,950.00	1,000.80	101.3%
4050-02 · FBO - Tiedown Fees	82,363.20	81,000.00	1,363.20	101.7%
4050-03 · FBO - Landing Fees - Trans.	153,257.35	137,000.00	16,257.35	111.9%
4050-04 · FBO - Commission	14,019.06	13,000.00	1,019.06	107.8%
Total 4050-00 · FBO REVENUE	330,590.41	310,950.00	19,640.41	106.3%
4060-00 · FUEL FLOWAGE REVENUE				
4060-01 · Fuel Flowage - FBO	157,759.68	145,000.00	12,759.68	108.8%
Total 4060-00 · FUEL FLOWAGE REVENUE	157,759.68	145,000.00	12,759.68	108.8%
4070-00 · TRANSIENT LANDING FEES REVENUE				
4070-02 · Landing Fees - Non-Comm./Gov't	281.34	0.00	281.34	100.0%
Total 4070-00 · TRANSIENT LANDING FEES REVENUE	281.34	0.00	281.34	100.0%
4080-00 · HANGAR REVENUE				
4080-01 · Land Lease - Hangar	306,643.93	336,907.50	-30,263.57	91.0%
4080-02 · Land Lease - Hangar/Trans. Fee	7,676.25	0.00	7,676.25	100.0%
4080-03 · Hangar/Utilities (E8,11,24)	0.00	0.00	0.00	0.0%
4080-05 · Land Lease - FMA Hangar Rentals	16,106.26	16,312.50	-206.24	98.7%
Total 4080-00 · HANGAR REVENUE	330,426.44	353,220.00	-22,793.56	93.5%
4090-00 · TIEDOWN PERMIT FEES REVENUE				
4090-01 · Tiedown Permit Fees (FMA)	14,874.96	12,000.00	2,874.96	124.0%
Total 4090-00 · TIEDOWN PERMIT FEES REVENUE	14,874.96	12,000.00	2,874.96	124.0%
4100-00 · CARGO CARRIERS REVENUE				
4100-01 · Cargo Carriers - Landing Fees	7,391.80	4,600.00	2,791.80	160.7%
4100-02 · Cargo Carriers - Tiedown	3,588.75	3,000.00	588.75	119.6%
Total 4100-00 · CARGO CARRIERS REVENUE	10,980.55	7,600.00	3,380.55	144.5%
4110-00 · MISCELLANEOUS REVENUE				
4110-01 · Misc. Revenue	112.66	0.00	112.66	100.0%
4110-05 · Misc. Incident/Accident	511.08	0.00	511.08	100.0%
Total 4110-00 · MISCELLANEOUS REVENUE	623.74	0.00	623.74	100.0%
4120-00 · GROUND TRANSP. PERMIT REVENUE				
4120-01 · Ground Transportation Permit	19,300.00	20,000.00	-700.00	96.5%
4120-02 · GTSP - Trip Fee	2,140.00	2,081.00	59.00	102.8%
Total 4120-00 · GROUND TRANSP. PERMIT REVENUE	21,440.00	22,081.00	-641.00	97.1%
4400-00 · TSA/SECURITY				
4400-02 · Terminal Lease	16,818.75	16,825.00	-6.25	100.0%
4400-03 · Security Prox. Cards	23,630.00	22,000.00	1,630.00	107.4%
Total 4400-00 · TSA/SECURITY	40,448.75	38,825.00	1,623.75	104.2%
4500-00 · IDAHO STATE GRANT PROGRAM REV.				
4500-19 · SUN-19 AIP Sponsor Match	0.00	15,000.00	-15,000.00	0.0%
Total 4500-00 · IDAHO STATE GRANT PROGRAM REV.	0.00	15,000.00	-15,000.00	0.0%
4520-00 · INTEREST REVENUE				
4520-01 · Interest Revenue - General	13,525.99	18,750.00	-5,224.01	72.1%
4520-07 · Interest Revenue - '14 PFC	16.64	0.00	16.64	100.0%

Friedman Memorial Airport

Profit & Loss Budget vs. Actual (COMBINED '20)

	Oct '19 - Feb 20	Budget	\$ Over Budget	% of Budget
4520-08 · Finance Fee Revenue	0.00	0.00	0.00	0.0%
Total 4520-00 · INTEREST REVENUE	13,542.63	18,750.00	-5,207.37	72.2%
4743-00 · AIP 43 - Air Carrier /Pkg. Lot				
4743-01 · AIP 43 - Air Carrier/Pkg. Lot	9,675.05	0.00	9,675.05	100.0%
Total 4743-00 · AIP 43 - Air Carrier /Pkg. Lot	9,675.05	0.00	9,675.05	100.0%
4744-00 · AIP '44 RPZ Acquisition EA	0.00	0.00	0.00	0.0%
4745-00 · AIP '45 Terminal Apron Expan				
4745-02 · AIP '45 Expand AC Apr	0.00	0.00	0.00	0.0%
4745-01 · AIP '45 Terminal Apron Expan	1,763.88	0.00	1,763.88	100.0%
Total 4745-00 · AIP '45 Terminal Apron Expan	1,763.88	0.00	1,763.88	100.0%
4746-00 · AIP '46 Acquire SRE ARFF				
4746-01 · AIP '46 Acquire SRE ARFF	2,659.55	0.00	2,659.55	100.0%
4746-00 · AIP '46 Acquire SRE ARFF - Other	0.00	0.00	0.00	0.0%
Total 4746-00 · AIP '46 Acquire SRE ARFF	2,659.55	0.00	2,659.55	100.0%
4747-00 · AIP '47 - Acq.SRE/ARFF, Obs.Rem				
4747-01 · AIP '47-Acq.SRE/ARFF&Obs. Remov	519,435.38	0.00	519,435.38	100.0%
Total 4747-00 · AIP '47 - Acq.SRE/ARFF, Obs.Rem	519,435.38	0.00	519,435.38	100.0%
4748-00 · AIP '48 Land Acquisition				
4748-01 · AIP '48 Land Acquisition	1,770,240.16	0.00	1,770,240.16	100.0%
Total 4748-00 · AIP '48 Land Acquisition	1,770,240.16	0.00	1,770,240.16	100.0%
Total Income	4,151,464.40	1,844,357.00	2,307,107.40	225.1%
Gross Profit	4,151,464.40	1,844,357.00	2,307,107.40	225.1%
Expense				
EXPENDITURES				
"A" EXPENSES				
5000-01 · Salaries - Airport Manager	65,341.15	65,650.23	-309.08	99.5%
5010-00 · Salaries -Contracts/Finance Adm	58,502.39	47,087.62	11,414.77	124.2%
5010-01 · Salaries - Office Assist.	50,608.76	85,416.65	-34,807.89	59.2%
5020-00 · Salaries - ARFF/OPS Manager	47,688.11	45,584.40	2,103.71	104.6%
5030-00 · Salaries - ARFF/OPS Specialist	193,654.97	186,933.75	6,721.22	103.6%
5040-00 · Salaries-ASC/Sp.Prjct./Ex. Assi	37,864.57	35,069.55	2,795.02	108.0%
5050-00 · Salaries-Seasonal-Snow Removal	31,913.00	39,000.00	-7,087.00	81.8%
5050-01 · Salaries - Seasonal - Arpt Host	5,137.50	5,000.00	137.50	102.8%
5050-02 · Salaries - Merit Increase	0.00	18,593.29	-18,593.29	0.0%
5060-01 · Overtime - General	0.00	0.00	0.00	0.0%
5060-02 · Overtime - Snow Removal	27,040.75	30,000.00	-2,959.25	90.1%
5060-04 · OT - Security	0.00	0.00	0.00	0.0%
5100-00 · Retirement	58,213.08	58,739.04	-525.96	99.1%
5110-00 · Social Security/Medicare	36,349.22	38,704.00	-2,354.78	93.9%
5120-00 · Life Insurance	542.88	833.35	-290.47	65.1%
5130-00 · Medical Insurance	79,127.02	91,875.00	-12,747.98	86.1%
5160-00 · Workman's Compensation	16,400.00	8,333.31	8,066.69	196.8%
5170-00 · Unemployment Claims	354.92	0.00	354.92	100.0%
Total "A" EXPENSES	708,738.32	756,820.19	-48,081.87	93.6%
"B" EXPENDITURES				
"B" EXPENSES - ADMINISTRATIVE				
6000-00 · TRAVEL EXPENSE				
6000-01 · Travel	4,373.31	0.00	4,373.31	100.0%
Total 6000-00 · TRAVEL EXPENSE	4,373.31	0.00	4,373.31	100.0%
6010-00 · SUPPLIES/EQUIPMENT EXPENSE				
6010-01 · Supplies - Office	2,457.65	4,581.00	-2,123.35	53.6%
6010-02 · Supplies - Parking	536.04	0.00	536.04	100.0%
6010-03 · Supplies - Computer	12.59	5,415.00	-5,402.41	0.2%
Total 6010-00 · SUPPLIES/EQUIPMENT EXPENSE	3,006.28	9,996.00	-6,989.72	30.1%
6020-00 · INSURANCE				
6020-01 · Insurance -	26,628.50	55,000.00	-28,371.50	48.4%
Total 6020-00 · INSURANCE	26,628.50	55,000.00	-28,371.50	48.4%
6030-00 · UTILITIES				
6030-01 · Utilities - Gas/Terminal	5,875.00	8,331.00	-2,456.00	70.5%
6030-02 · Utilities - Gas/AOB & Cold Stor	1,585.00	3,956.00	-2,371.00	40.1%
6030-03 · Utilities - Elect./Runway&PAPI	2,586.58	3,415.00	-828.42	75.7%
6030-04 · Utilities - Elec./AOB & Cold St	3,254.59	3,956.00	-701.41	82.3%
6030-05 · Utilities - Electric/Terminal	23,280.06	23,000.00	280.06	101.2%
6030-06 · Utilities - Telephone	8,113.94	6,875.00	1,238.94	118.0%
6030-07 · Utilities - Water	1,209.84	8,000.00	-6,790.16	15.1%
6030-08 · Utilities - Garbage Removal	5,726.92	5,000.00	726.92	114.5%
6030-09 · Utilities - Sewer	1,599.84	1,665.00	-65.16	96.1%
6030-11 · Utilities - Electric/Tower	2,752.37	2,900.00	-147.63	94.9%
6030-12 · Utilities - Elec./Brdrfd.Hghl	167.29	206.00	-38.71	81.2%
6030-13 · Utilities - Elec. Exit Booth	1,066.35	1,400.00	-333.65	76.2%
6030-15 · Utilities - Elec/AWOS	1,986.15	1,400.00	586.15	141.9%

Friedman Memorial Airport

Profit & Loss Budget vs. Actual (COMBINED '20)

	Oct '19 - Feb 20	Budget	\$ Over Budget	% of Budget
6030-16 · Utilities - Elec. Wind Cone	52.75	62.50	-9.75	84.4%
6030-17 · Utilities - Elec./Gas- Hangar	1,564.45	1,800.00	-235.55	86.9%
6030-18 · Utilities - Lubricant Wst. Dspl	0.00	208.31	-208.31	0.0%
Total 6030-00 · UTILITIES	60,821.13	72,174.81	-11,353.68	84.3%
6040-00 · SERVICE PROVIDER				
6040-01 · Service Provider - General	0.00	0.00	0.00	0.0%
6040-02 · Service Provider - Term. Serv.	6,391.76	3,125.00	3,266.76	204.5%
6040-03 · Service Provider - AOB Services	28,118.48	19,300.00	8,818.48	145.7%
6040-04 · Service Provider - Operations	13,350.00	16,000.00	-2,650.00	83.4%
Total 6040-00 · SERVICE PROVIDER	47,860.24	38,425.00	9,435.24	124.6%
6050-00 · PROFESSIONAL SERVICES				
6050-01 · Professional Services - Legal	26,318.60	20,831.00	5,487.60	126.3%
6050-02 · Professional Serv. - Audit/Fina	33,310.73	47,000.00	-13,689.27	70.9%
6050-03 · Professional Services - Enginee	2,711.25	10,405.00	-7,693.75	26.1%
6050-05 · Professional Services - Gen.	14,458.20	4,165.00	10,293.20	347.1%
6050-10 · Prof. Svcs.-IT/Comp. Support	3,630.75	6,250.00	-2,619.25	58.1%
6050-12 · Prof. Serv.- Planning Air Serv.	615.00	0.00	615.00	100.0%
6050-13 · Prof. Serv.-Website Des.& Maint	1,671.64	1,665.00	6.64	100.4%
6050-15 · Prof. Serv.-Comm.Coord/Pub.Outr	2,812.80	15,415.00	-12,602.20	18.2%
6050-17 · Prof. Serv. - Airspace Consult.	31,438.00	0.00	31,438.00	100.0%
6050-19 · Prof. Serv.-ATCT Relocation	0.00	0.00	0.00	0.0%
Total 6050-00 · PROFESSIONAL SERVICES	116,966.97	105,731.00	11,235.97	110.6%
6060-00 · MAINTENANCE-OFFICE EQUIPMENT				
6060-01 · Maint.-Office Equip./Gen.	0.00	0.00	0.00	0.0%
6060-04 · Maintenance - Copier	726.39	831.00	-104.61	87.4%
6060-05 · Maintenance - Phone	1,215.00	520.00	695.00	233.7%
Total 6060-00 · MAINTENANCE-OFFICE EQUIPMENT	1,941.39	1,351.00	590.39	143.7%
6070-00 · RENT/LEASE OFFICE EQUIPMENT				
6070-02 · Rent/Lease - Postage Meter	585.30	500.00	85.30	117.1%
Total 6070-00 · RENT/LEASE OFFICE EQUIPMENT	585.30	500.00	85.30	117.1%
6080-00 · DUES/MEMBERSHIPS/PUBLICATIONS E				
6080-01 · Dues/Memberships	1,511.01	2,500.00	-988.99	60.4%
6080-04 · Publications	313.64	2,081.00	-1,767.36	15.1%
Total 6080-00 · DUES/MEMBERSHIPS/PUBLICATION...	1,824.65	4,581.00	-2,756.35	39.8%
6090-00 · POSTAGE				
6090-01 · Postage/Courier Service	295.33	831.00	-535.67	35.5%
Total 6090-00 · POSTAGE	295.33	831.00	-535.67	35.5%
6100-00 · EDUCATION/TRAINING				
6100-01 · Education/Training - Admin.	1,345.00	6,250.00	-4,905.00	21.5%
6100-02 · Education/Training - OPS	1,124.80	6,250.00	-5,125.20	18.0%
6100-03 · Education/Training - ARFF	9,743.22	7,500.00	2,243.22	129.9%
6100-04 · Ed/Train. - ARFF Trienn. Drill	765.00	3,125.00	-2,360.00	24.5%
6100-06 · Education - Security	0.00	1,250.00	-1,250.00	0.0%
6100-08 · Education/Training - HFD Coop.	0.00	2,500.00	-2,500.00	0.0%
Total 6100-00 · EDUCATION/TRAINING	12,978.02	26,875.00	-13,896.98	48.3%
6101-00 · PUBLIC OUTREACH/COMMUNICATIONS				
6101-01 · Public Outr/Comm - General	15,399.81	13,750.00	1,649.81	112.0%
6101-02 · Public Outr/Comm - Noise Abatem	0.00	250.00	-250.00	0.0%
6101-03 · Public Outr/Comm - SAAC	1,945.52	4,000.00	-2,054.48	48.6%
Total 6101-00 · PUBLIC OUTREACH/COMMUNICATI...	17,345.33	18,000.00	-654.67	96.4%
6110-00 · CONTRACTS				
6110-01 · Contracts - General	0.00	500.00	-500.00	0.0%
6110-02 · Contracts - FMAA	17,500.00	17,500.00	0.00	100.0%
6110-03 · Contracts - FBO/Fee Collection	19,600.00	24,540.00	-4,940.00	79.9%
6110-16 · Contracts - Prkg Mngt Fee/Ops	134,084.15	68,750.00	65,334.15	195.0%
Total 6110-00 · CONTRACTS	171,184.15	111,290.00	59,894.15	153.8%
6120-00 · PERMITS				
6120-01 · Permits - General	0.00	0.00	0.00	0.0%
Total 6120-00 · PERMITS	0.00	0.00	0.00	0.0%
6130-00 · MISCELLANEOUS EXPENSES				
6130-01 · Misc. - General	8,402.36	6,250.00	2,152.36	134.4%
6130-02 · Misc. - Incident/Accident	0.00	0.00	0.00	0.0%
6140-00 · Bank Fees	9,010.83	6,665.00	2,345.83	135.2%
6140-01 · Merchant Fees	5.47			
6150-01 · Interest Exp. - Prkg. Lot Equip	1,783.75	2,750.00	-966.25	64.9%
6150-02 · Interest Expense	0.00	0.00	0.00	0.0%
Total 6130-00 · MISCELLANEOUS EXPENSES	19,202.41	15,665.00	3,537.41	122.6%
Total "B" EXPENSES - ADMINISTRATIVE	485,013.01	460,419.81	24,593.20	105.3%
"B" EXPENSES - OPERATIONAL				

Friedman Memorial Airport Profit & Loss Budget vs. Actual (COMBINED '20)

	Oct '19 - Feb 20	Budget	\$ Over Budget	% of Budget
6500-00 · SUPPLIES/EQUIPMENT-OPERATIONS				
6500-01 · Supplies/Equipment - General	1,834.59	2,081.00	-246.41	88.2%
6500-02 · Supplies/Equipment - Tools	1,444.72	0.00	1,444.72	100.0%
6500-03 · Supplies/Equipment - Clothing	0.00	2,081.00	-2,081.00	0.0%
6500-04 · Supplies/Equipment - Janitorial	11,587.13	8,331.00	3,256.13	139.1%
Total 6500-00 · SUPPLIES/EQUIPMENT-OPERATIONS	14,866.44	12,493.00	2,373.44	119.0%
6505-00 · EQUIP/VEHICLE - LEASE/RENTAL				
6505-01 · Eq./Vehi Lease/Rental - General	87,759.16	90,000.00	-2,240.84	97.5%
Total 6505-00 · EQUIP/VEHICLE - LEASE/RENTAL	87,759.16	90,000.00	-2,240.84	97.5%
6510-00 · FUEL/LUBRICANTS				
6510-01 · General	185.50	831.00	-645.50	22.3%
6510-02 · Fuel	25,512.33	41,500.00	-15,987.67	61.5%
6510-03 · Lubricants	657.92	0.00	657.92	100.0%
Total 6510-00 · FUEL/LUBRICANTS	26,355.75	42,331.00	-15,975.25	62.3%
6520-00 · VEHICLES/MAINTENANCE				
6520-01 · R/M Equipment - General	9,224.28	0.00	9,224.28	100.0%
6520-06 · R/M Equip. - '85 Ford Dump	875.64	0.00	875.64	100.0%
6520-08 · R/M Equip. - '96 Tiger Tractor	37.15	0.00	37.15	100.0%
6520-09 · R/M Equip. - '96 Oshkosh Swp.	34.97	0.00	34.97	100.0%
6520-17 · R/M Equip. '01 Case 921 Ldr.	1,639.94	0.00	1,639.94	100.0%
6520-18 · R/M Equip. - '97 Chevy Blazer	0.00	0.00	0.00	0.0%
6520-19 · R/M Equip. '02 Ford F-150 PU	112.75	0.00	112.75	100.0%
6520-20 · R/M Equip. - '02 Kodiak Blower	897.96	0.00	897.96	100.0%
6520-25 · R/M Equip. - '04 Batts De-Ice	0.00	0.00	0.00	0.0%
6520-28 · R/M Equip. - '06 Case 621 Loader	756.90	0.00	756.90	100.0%
6520-29 · R/M Equip. - '10 Waus Broom/Plow	9,581.87	0.00	9,581.87	100.0%
6520-30 · R/M Equip. - '05 Ford F-350	829.71	0.00	829.71	100.0%
6520-31 · R/M Equip. - '10 Oshkosh Blower	1,995.23	0.00	1,995.23	100.0%
6520-32 · R/M Equip. - '09 Mini Truck	282.07	0.00	282.07	100.0%
6520-34 · R/M Equip. - '12 Case 921F Load	6,107.54	0.00	6,107.54	100.0%
6520-35 · R/M Equip. - '14 Ford Explorer	237.57	0.00	237.57	100.0%
6520-36 · R/M Equip. - '10 Toyota Forklif	0.00	0.00	0.00	0.0%
6520-37 · R/M Equip. - '15 Tool Cat	2,161.21	0.00	2,161.21	100.0%
6520-38 · R/M Equip. - '15 Wausau Broom	84.18	0.00	84.18	100.0%
6520-39 · R/M Equip. - Boss Spreader	283.80	0.00	283.80	100.0%
6520-40 · R/M Equip. - '17 Ford-350 Super	1,082.94	0.00	1,082.94	100.0%
6520-41 · R/M Equip. - '17 Kodiak Blower	1,435.58	0.00	1,435.58	100.0%
6520-42 · R/M Equip. - '18 Kodiak Attach.	0.00	0.00	0.00	0.0%
6520-43 · R/M Equip. - '18 279D Skid St.	271.62	0.00	271.62	100.0%
6520-44 · R/M Equip. - '18 Cat 972M Ldr	1,540.76	0.00	1,540.76	100.0%
6520-45 · R/M Equip. - '19 Oshkosh Broom	34.58	0.00	34.58	100.0%
Total 6520-00 · VEHICLES/MAINTENANCE	39,508.25	0.00	39,508.25	100.0%
6530-00 · ARFF MAINTENANCE				
6530-01 · ARFF Maint. Gen/Supplies	498.17	4,165.00	-3,666.83	12.0%
6530-03 · ARFF Maint. - '87 Oshkosh	527.57	0.00	527.57	100.0%
6530-04 · ARFF Maint. - Radios	254.19	0.00	254.19	100.0%
6530-05 · ARFF Maint. - '03 E-One	0.00	0.00	0.00	0.0%
Total 6530-00 · ARFF MAINTENANCE	1,279.93	4,165.00	-2,885.07	30.7%
6540-00 · REPAIRS/MAINTENANCE - BUILDING				
6540-01 · R/M Bldg. - General	1,026.54	831.00	195.54	123.5%
6540-02 · R/M Bldg. - Terminal	37,695.20	39,581.00	-1,885.80	95.2%
6540-03 · R/M Bldg. - Terminal Concession	859.14	1,040.00	-180.86	82.6%
6540-04 · R/M Bldg. - Cold Storage	201.98	831.00	-629.02	24.3%
6540-05 · R/M Bldg. - AOB/SHOP	4,754.10	8,331.00	-3,576.90	57.1%
6540-06 · R/M Bldg. - Hangars	0.00	1,040.00	-1,040.00	0.0%
6540-07 · R/M Bldg. - Tower	4,344.63	2,500.00	1,844.63	173.8%
6540-08 · R/M Bldg. - Parking Booth	120.00	603.00	-483.00	19.9%
Total 6540-00 · REPAIRS/MAINTENANCE - BUILDING	49,001.59	54,757.00	-5,755.41	89.5%
6550-00 · REPAIRS/MAINTENANCE - AIRSIDE				
6550-01 · R/M - General	990.30	2,081.00	-1,090.70	47.6%
6550-02 · R/M - Airfield/Runway	53,244.70	25,000.00	28,244.70	213.0%
6550-03 · R/M - Airfield/Runway - Deice	0.00	120,000.00	-120,000.00	0.0%
6550-04 · R/M - Lights	3,815.01	5,000.00	-1,184.99	76.3%
Total 6550-00 · REPAIRS/MAINTENANCE - AIRSIDE	58,050.01	152,081.00	-94,030.99	38.2%
6551-00 · REPAIRS/MAINTENANCE - LANDSIDE				
6551-01 · RM - General	0.00	1,040.00	-1,040.00	0.0%
6551-02 · R/M - Parking Lot	3,969.00	3,331.00	638.00	119.2%
6551-03 · R/M - Landscaping	2,187.17	4,165.00	-1,977.83	52.5%
Total 6551-00 · REPAIRS/MAINTENANCE - LANDSIDE	6,156.17	8,536.00	-2,379.83	72.1%
6560-00 · SECURITY EXPENSE				
6560-01 · Security - General	957.95	0.00	957.95	100.0%
6560-02 · Security - Law Enf. Offi. (LEO)	3,648.50	0.00	3,648.50	100.0%
6560-03 · Security - Subscription Licen.	23,100.00	0.00	23,100.00	100.0%
6560-04 · Security - Perim./Access/CCTV	2,253.32	0.00	2,253.32	100.0%
6560-05 · Security - Professional Serv.	0.00	0.00	0.00	0.0%

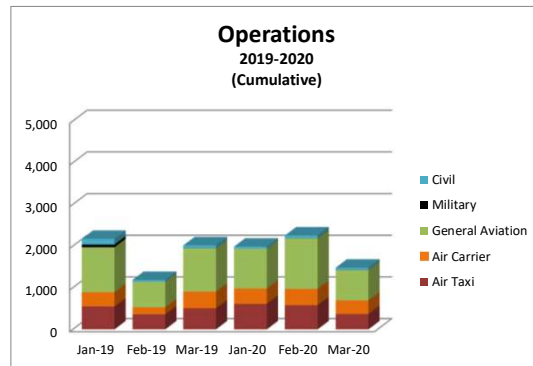
Friedman Memorial Airport Profit & Loss Budget vs. Actual (COMBINED '20)

	Oct '19 - Feb 20	Budget	\$ Over Budget	% of Budget
6560-06 · Security - Prof. Services/IT	2,563.72	0.00	2,563.72	100.0%
Total 6560-00 · SECURITY EXPENSE	32,523.49	0.00	32,523.49	100.0%
6570-00 · REPAIRS/MAINT.-AERONAUTICAL EQU				
6570-01 · R/M Aeronautical Equip - NDB/DME	4,147.64	5,500.00	-1,352.36	75.4%
6570-02 · R/M Aeronautical Equip. - Tower	2,974.08	4,500.00	-1,525.92	66.1%
6570-03 · R/M Aeronautical Equip.-Swt. Sys	0.00	0.00	0.00	0.0%
6570-04 · R/M Aeron. Equip. - AWOS/ATIS	4,118.40	5,500.00	-1,381.60	74.9%
Total 6570-00 · REPAIRS/MAINT.-AERONAUTICAL E...	11,240.12	15,500.00	-4,259.88	72.5%
Total "B" EXPENSES - OPERATIONAL	326,740.91	379,863.00	-53,122.09	86.0%
Total "B" EXPENDITURES	811,753.92	840,282.81	-28,528.89	96.6%
"C" EXPENSES				
7001-00 · CAPITAL EXPENDITURES				
7001-0* · CONTINGENCY	0.00	10,415.00	-10,415.00	0.0%
7001-01 · Land	0.00	0.00	0.00	0.0%
7001-02 · Buildings and Improvements	20,328.70	0.00	20,328.70	100.0%
7001-03 · Airfield & General Improvements	0.00	0.00	0.00	0.0%
7001-04 · Office Equipment	0.00	0.00	0.00	0.0%
7001-05 · Maintenance Equipment /Vehicle	24,706.74	0.00	24,706.74	100.0%
7001-06 · Assessments/Plans/Studies	0.00	0.00	0.00	0.0%
7001-09 · Security Equipment	0.00	0.00	0.00	0.0%
Total 7001-00 · CAPITAL EXPENDITURES	45,035.44	10,415.00	34,620.44	432.4%
7543-00 · AIP '43 EXPENSE - Air Carr. Apr				
7543-01 · AIP '43 - AC Apron - Eligible	-2,500.00	0.00	-2,500.00	100.0%
7543-02 · AIP '43 - Parking - Non-Eligibl	294.00	0.00	294.00	100.0%
7543-03 · AIP '43 - SRE Equipment	3,000.13	0.00	3,000.13	100.0%
7543-05 · AIP '43 - Retainer - Eligible	84,016.52	0.00	84,016.52	100.0%
7543-06 · AIP '43 - Non-Elig. Retainer	18,246.30	0.00	18,246.30	100.0%
Total 7543-00 · AIP '43 EXPENSE - Air Carr. Apr	103,056.95	0.00	103,056.95	100.0%
7544-00 · AIP '44 EXPENSE RPZ EA				
7544-01 · AIP '44 - Eligible	0.00	0.00	0.00	0.0%
7544-00 · AIP '44 EXPENSE RPZ EA - Other	0.00	0.00	0.00	0.0%
Total 7544-00 · AIP '44 EXPENSE RPZ EA	0.00	0.00	0.00	0.0%
7545-00 · AIP '45 EXPENSE - Exp. AC Apron				
7545-01 · AIP '45 - Eligible	2,500.00	0.00	2,500.00	100.0%
7545-02 · AIP '45 - Non-Eligible	0.00	0.00	0.00	0.0%
7545-03 · AIP '45 - Retainer - Eligible	35,072.86	0.00	35,072.86	100.0%
7545-04 · AIP '45 - Non-Elig. Retainer	258.75	0.00	258.75	100.0%
Total 7545-00 · AIP '45 EXPENSE - Exp. AC Apron	37,831.61	0.00	37,831.61	100.0%
7546-00 · AIP '46 EXPENSE - SRE/ARFF EQU				
7546-01 · AIP '46 - Eligible	3,966.25	0.00	3,966.25	100.0%
7546-02 · AIP '46 - Non-Eligible	0.00	0.00	0.00	0.0%
7546-03 · AIP '46 - Retainer - Eligible	0.00	0.00	0.00	0.0%
7546-04 · AIP '46 - Non-Elig. Retainer	0.00	0.00	0.00	0.0%
7546-00 · AIP '46 EXPENSE - SRE/ARFF EQU - Other	0.00	0.00	0.00	0.0%
Total 7546-00 · AIP '46 EXPENSE - SRE/ARFF EQU	3,966.25	0.00	3,966.25	100.0%
7547-00 · AIP '47 EXPENSE - Acq. SRE/ARFF				
7547-01 · AIP '47 - Eligible	581,433.00	0.00	581,433.00	100.0%
7547-02 · AIP '47 - Non-Eligible	0.00	0.00	0.00	0.0%
Total 7547-00 · AIP '47 EXPENSE - Acq. SRE/ARFF	581,433.00	0.00	581,433.00	100.0%
7548-00 · AIP '48 EXPENSE - LAND ACQU				
7548-01 · AIP '48 - Eligible	1,888,256.20	0.00	1,888,256.20	100.0%
7548-02 · AIP '48 - Non-Eligible	0.00	0.00	0.00	0.0%
Total 7548-00 · AIP '48 EXPENSE - LAND ACQU	1,888,256.20	0.00	1,888,256.20	100.0%
7549-00 · AIP '49 - TBD				
7549-01 · AIP '49 - Eligible	26,213.74	0.00	26,213.74	100.0%
Total 7549-00 · AIP '49 - TBD	26,213.74	0.00	26,213.74	100.0%
7550-00 · AIP TBD -				
7550-01 · AIP TBD	0.00	0.00	0.00	0.0%
Total 7550-00 · AIP TBD -	0.00	0.00	0.00	0.0%
Total "C" EXPENSES	2,685,793.19	10,415.00	2,675,378.19	25,787.7%
Total EXPENDITURES	4,206,285.43	1,607,518.00	2,598,767.43	261.7%
Total Expense	4,206,285.43	1,607,518.00	2,598,767.43	261.7%
Net Ordinary Income	-54,821.03	236,839.00	-291,660.03	-23.1%
Net Income	-54,821.03	236,839.00	-291,660.03	-23.1%

**Friedman Memorial Airport
March 2020**

ATTACHMENT 3

ATCT Traffic Operations Record																				
Month	2001	2002	2003	2004	2005	2006	2007	2008	2009	2010	2011	2012	2013	2014	2015	2016	2017	2018	2019	2020
January	3,622	3,893	3,912	2,600	3,028	2,787	4,547	2,520	2,070	2,379	2,408	2,098	2,454	2,128	2,249	1,842	1,665	2,019	2,172	1,987
February	4,027	4,498	3,073	3,122	3,789	3,597	3,548	2,857	2,244	2,647	2,117	2,205	2,612	1,417	2,268	2,533	1,629	1,914	1,187	2,253
March	4,952	5,126	3,086	4,097	3,618	2,918	4,677	3,097	2,145	2,709	1,813	1,921	2,753	1,924	2,023	1,917	1,895	1,860	2,016	1,480
April	2,494	3,649	2,213	2,840	2,462	2,047	2,581	2,113	1,724	1,735	1,604	1,513	1,509	1,210	1,337	1,380	1,426	1,257	1,116	0
May	3,905	4,184	2,654	3,282	2,729	2,134	1,579	2,293	2,280	1,891	1,533	1,693	1,852	555	668	1,501	1,802	1,442	1,174	0
June	4,787	5,039	4,737	4,438	3,674	3,656	5,181	3,334	2,503	3,019	2,898	2,761	3,203	2,164	2,387	2,475	2,502	2,552	2,292	0
July	6,359	8,796	6,117	5,910	5,424	5,931	7,398	4,704	4,551	5,005	5,004	4,810	5,345	4,345	4,159	4,562	4,573	5,033	4,266	0
August	6,479	6,917	5,513	5,707	5,722	6,087	8,196	4,570	4,488	4,705	4,326	3,823	4,644	3,114	2,932	3,719	3,873	3,175	3,260	0
September	3,871	4,636	4,162	4,124	4,609	3,760	4,311	2,696	3,376	3,128	3,359	2,396	2,403	2,237	2,292	2,379	2,036	2,224	2,235	0
October	3,879	3,656	3,426	2,936	3,570	3,339	3,103	2,134	2,145	2,012	1,886	1,658	1,874	1,760	1,789	1,377	1,939	1,670	1,571	0
November	3,082	2,698	2,599	2,749	2,260	2,912	2,892	1,670	1,901	1,309	1,114	1,325	1,475	908	1,229	1,314	1,135	1,392	1,328	0
December	3,401	2,805	3,247	3,227	2,722	3,834	2,699	1,848	2,272	1,811	2,493	2,066	2,016	1,545	1,482	1,717	2,217	2,033	1,960	0
Totals	50,858	55,897	44,739	45,032	43,607	43,002	50,712	33,836	31,699	32,350	30,555	28,269	32,140	23,307	24,815	26,716	26,692	26,571	24,577	5,720



ATCT Operations Change (March 2019 vs. March 2020)			
	2020	2019	% Change
Air Taxi	370	507	-27%
Air Carrier	327	399	-18%
General Aviation	729	1,044	-30%
Military	2	2	0%
Civil	52	64	-19%
Total	1,480	2,016	-26.59%
YTD Total	5,720	5,375	6.42%

**Friedman Memorial Airport
March 2020**

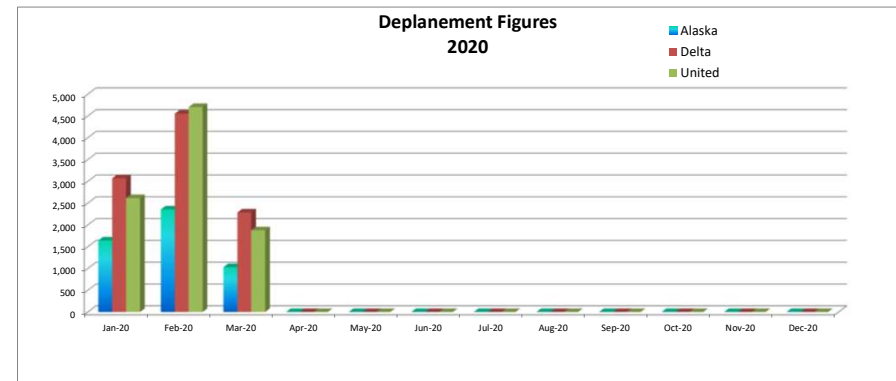
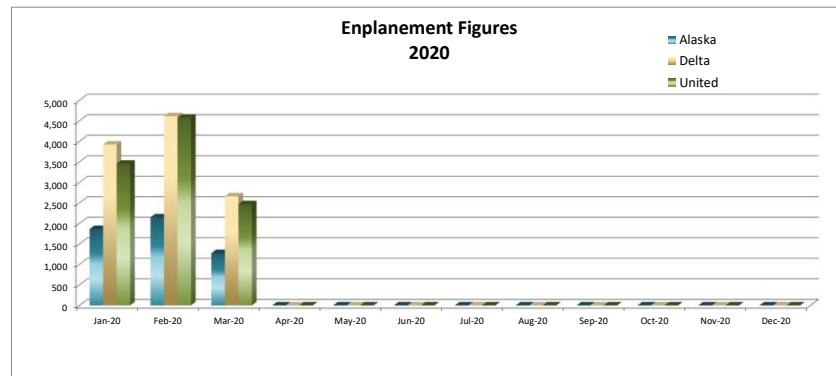
ATTACHMENT 4

2020 Enplanements																		
Date	Alaska Airlines					Delta Airlines					United Airlines					Total Enp.	Prior Year Total Enp.	Total % Change
	Revenue	Non-Revenue	Total	Prior Year Month	Total % Change	Revenue	Non-Revenue	Total	Prior Year Month	Total % Change	Revenue	Non-Revenue	Total	Prior Year Month	Total % Change			
Jan-20	1,814	48	1,862	1,922	-3%	3,858	64	3,922	3,974	-1%	3,414	39	3,453	3,225	7%	9,237	9,121	1.3%
Feb-20	2,104	42	2,146	1,354	58%	4,521	92	4,613	1,826	153%	4,512	64	4,576	2,025	126%	11,335	5,205	117.8%
Mar-20	1,217	57	1,274	2,018	-37%	2,572	87	2,659	5,283	-50%	2,434	33	2,467	4,951	-50%	6,400	12,252	-47.8%
Totals	5,135	147	5,282	5,294	0%	10,951	243	11,194	11,083	1%	10,360	136	10,496	10,201	3%	26,972	26,578	1.5%

Legend for Chart:

2020 Deplanements																		
Date	Alaska Airlines					Delta Airlines					United Airlines					Total Dep.	Prior Year Total Dep.	Total % Change
	Revenue	Non-Revenue	Total	Prior Year Month	Total % Change	Revenue	Non-Revenue	Total	Prior Year Month	Total % Change	Revenue	Non-Revenue	Total	Prior Year Month	Total % Change			
Jan-20	1,589	53	1,642	1,774	-7%	3,009	60	3,069	3,044	1%	2,567	47	2,614	2,331	12%	7,325	7,149	2.5%
Feb-20	2,316	38	2,354	1,447	63%	4,467	84	4,551	2,582	76%	4,640	64	4,704	2,268	107%	11,609	6,297	84.4%
Mar-20	965	65	1,030	2,066	-50%	2,220	64	2,284	5,375	-58%	1,840	35	1,875	4,192	-55%	5,189	11,633	-55.4%
Totals	4,870	156	5,026	5,287	-5%	9,696	208	9,904	11,001	-10%	9,047	146	9,193	8,791	5%	24,123	25,079	-3.8%

Legend for Chart:



**Friedman Memorial Airport
March 2020**

2020 Seat Occupancy																		
Date	Alaska Airlines				Delta Airlines				United Airlines				Seat Occupancy Totals			Seat Occupancy Totals Prior Year Comparison		
	Departure Flights	Seats Available*	Seats Occupied	Percent Occupied	Departure Flights	Seats Available*	Seats Occupied	Percent Occupied	Departure Flights	Seats Available*	Seats Occupied	Percent Occupied	Total Seats Available	Total Seats Occupied	Total Percent Occupied	Prior Year % Change Total Seats Available	Prior Year % Change Total Seats Occupied	Prior Year % Change Total % Occupied
Jan-20	32	2,432	1,862	77%	69	5,106	3,922	77%	74	5,624	3,453	61%	13,162	9,237	70%	-3%	1%	3%
Feb-20	37	2,812	2,146	76%	78	5,760	4,613	80%	81	6,156	4,576	74%	14,728	11,335	77%	73%	118%	16%
Mar-20	37	2,812	1,274	45%	78	5,826	2,659	46%	55	4,180	2,467	59%	12,818	6,400	50%	-21%	-48%	-26%
Totals	106	8,056	5,282	66%	225	16,692	11,194	67%	210	15,960	10,496	66%	40,708	26,972	66%	6%	1%	-3%

Note: *Preliminary available seat calculations based on scheduled flights. Actual available seat calculations will be updated periodically when official DOT numbers are obtained.

