

**NOTICE OF A REGULAR MEETING OF  
THE FRIEDMAN MEMORIAL AIRPORT AUTHORITY**

**PLEASE TAKE NOTICE** that a regular meeting of the Friedman Memorial Airport Authority shall be held Tuesday, July 7, 2020 at 5:30 p.m. at the **old Blaine County Courthouse Meeting Room** Hailey, Idaho. All matters shall be considered Joint Decision Matters unless otherwise noted. ***This meeting is open to the public, but attendees are STRONGLY ENCOURAGED to attend by web access. Instructions below:***

Please join the meeting from your computer, tablet, or smartphone.

<https://global.gotomeeting.com/join/723981309>

You can also dial in using your phone.

United States: 1 (312) 757-3121

Dial In Access Code: 723-981-309

The proposed Agenda for the meeting is as follows:

**AGENDA  
July 7, 2020**

- I. APPROVE AGENDA – ACTION ITEM**
- II. PUBLIC COMMENT (10 Minutes Allotted)**
- III. FRIEDMAN MEMORIAL AIRPORT AUTHORITY MEETING MINUTES OF:**
  - A. June 2, 2020 Regular Meeting – Motion to Approve – **Attachment #1 ACTION ITEM**
- IV. REPORTS**
  - A. Chairman Report
  - B. Blaine County Report
  - C. City of Hailey Report
  - D. Fly Sun Valley Alliance Report
  - E. Airport Manager Report
- V. AIRPORT STAFF BRIEF (5 Minutes Allotted)**
  - A. Noise Complaints in June
  - B. Profit & Loss, ATCT Traffic Operations Count and Enplanement Data – **Attachment #2 – #4**
  - C. Airport Commercial Flight Interruptions (unofficial)
  - D. Review Correspondence
- VI. ACTION ITEMS (a vote may occur but is not required to be taken)**
  - A. NEW BUSINESS
    - 1. Rates and Charges Schedule - Consideration of Revisions – **Attachment #5 ACTION ITEM**
    - 2. Approval of Settlement Agreement of Aircraft Landing and Parking Fees – **Attachment #6-7 ACTION ITEM**
  - B. CONTINUING BUSINESS
    - 1. None
- VII. DISCUSSION AND UPDATES**
  - A. NEW BUSINESS
    - 1. None
  - B. CONTINUING BUSINESS
    - 1. Second Review of DRAFT Fiscal Year 2021 Budget – Discussion – **Attachment #8**
    - 2. Construction and Capital Projects
      - i. Parking Lot Improvement Project – Update
    - 3. Airport Planning Projects
      - i. Land Acquisition Environmental Assessment (EA) - Update
      - ii. Terminal Area Plan – Update
    - 4. Miscellaneous
      - i. None
- VIII. PUBLIC COMMENT**
- IX. EXECUTIVE SESSION**
  - I.C. §74-206 (1),(c) To acquire an interest in real property which is not owned by a public agency**
  - I.C. §74-206 (1),(f) To communicate with legal counsel to discuss legal ramifications for controversy imminently likely to be litigated**

**X. ADJOURNMENT**

FRIEDMAN MEMORIAL AIRPORT AUTHORITY MEETINGS ARE OPEN TO ALL INTERESTED PARTIES. SHOULD YOU DESIRE TO ATTEND A BOARD MEETING AND NEED A REASONABLE ACCOMMODATION TO DO SO, PLEASE CONTACT THE AIRPORT MANAGER'S OFFICE AT LEAST ONE WEEK IN ADVANCE BY CALLING 208-788-4956 OR WRITING TO 1616 AIRPORT CIRCLE, HAILEY, IDAHO 83333.

### III. FRIEDMAN MEMORIAL AIRPORT AUTHORITY MEETING MINUTES OF:

#### A. June 2, 2020 Regular Meeting – Motion to Approve - **Attachment #1 ACTION ITEM**

### IV. REPORTS

#### A. Chairman Report

This item is on the agenda to permit a Chairman report if appropriate.

#### B. Blaine County Report

This item is on the agenda to permit a County report if appropriate.

#### C. City of Hailey Report

This item is on the agenda to permit a City report if appropriate.

#### D. Fly Sun Valley Alliance Report

This item is on the agenda to permit a report if appropriate.

#### E. Airport Manager Report

This item is on the agenda to permit an Airport Manager report if appropriate.

### V. AIRPORT STAFF BRIEF - (5 Minutes Allotted)

#### A. Noise Complaints in June

LOCATION	DATE	TIME	AIRCRAFT TYPE	INCIDENT	ACTION/RESPONSE
Hailey	6/4/20	5:33 p.m.	Jet	Caller stated that every day, over the past week at around 5 p.m., a jet has been sitting at the north end of the runway and idling very loudly for extended periods of time.	The Airport Manager informed the caller that it was the Airport's runway broom sweeping the runway due to the pavement maintenance project.
Bellevue	6/16/20	11:40 p.m.	Prop	Late at night a loud prop type plane flew very low over Bellevue.	Ops Manager informed the resident that the Airport would investigate and remind the pilot of the noise abatement procedures. It was discovered to be a life flight operation.
Bellevue	6/24/20	12:44 p.m.	Jets	A Bellevue resident called to report that all the landing aircraft, including Delta and United, are not following our noise abatement procedures and flying very low over the neighborhood.	The caller was very friendly and understood that the procedures are voluntary. The Ops Manager informed the caller that the Airport will continue their efforts on educating the flying community.
Hailey	6/25/20	3:00 p.m.	Jet	Due to the winds, a Gulfstream made a steep low turn directly over Hailey to land on Runway 13. The airport and Atlantic Aviation received an extremely large number of complaints and many residents of Hailey thought that it was going to crash.	Airport management contacted the charter service and informed them that their actions were not appreciated by the Airport or the residents of Hailey. They were very friendly and apologized and said it would not happen again.
Hailey	6/30/20	5:40 a.m.	Jet	Noisy jet departed at 5:40 a.m.	The resident was contacted and was informed that the pilot had been reminded of the Airport's noise abatement procedures.

B. Profit & Loss, ATCT Traffic Operations Count and Enplanement Data - **Attachments #2- #4**

**Attachment #2** is Friedman Memorial Airport Profit & Loss Budget vs. Actual (unaudited)

**Attachment #3** is 2001 - 2020 ATCT Traffic Operations data comparison by month

**Attachment #4** is 2020 Enplanement, Deplanement and Seat Occupancy data

The following revenue and expense analysis is provided for Board information and review:

<b>April 2020</b>		
Total Non-Federal Revenue	April, 2020	\$254,248.06
Total Non-Federal Revenue	April, 2019	\$350,026.33
Total Non-Federal Revenue	FY '20 thru April	\$2,168,089.57
Total Non-Federal Revenue	FY '19 thru April	\$2,117,963.08
Total Non-Federal Expenses	April, 2020	\$273,293.83
Total Non-Federal Expenses	April, 2019	\$265,612.32
Total Non-Federal Expenses	FY '20 thru April	\$2,098,947.12
Total Non-Federal Expenses	FY '19 thru April	\$2,258,705.35
Net Income excluding Federal Programs	FY '20 thru April	\$69,142.45
Net Income excluding Federal Programs	FY '19 thru April	-\$140,742.27
Net Income to include Federal Programs	FY '20 thru April	-\$78,243.95
Net Income to include Federal Programs	FY '19 thru April	\$82,966.70

C. Airport Commercial Flight Interruptions (unofficial):

<b>AIRLINE</b>	<b>FLIGHT CANCELLATIONS</b>	<b>FLIGHT DIVERSIONS</b>
Alaska Airlines	N/A – Alaska not currently operating	N/A
Delta	1	None
United	N/A – United not currently operating	N/A

D. Review Correspondence

None

## VI. ACTION ITEMS (a vote may occur but is not required to be taken)

### A. NEW BUSINESS

#### 1. Rates and Charges Schedule – Consideration of Revisions – **Attachment #5 ACTION ITEM**

As approved by the Board at the April 7, 2020 meeting, staff continues to coordinate with Vector Airport Systems to install a new landing fee collection system at the airport. In addition to the installation of camera equipment, the system will include an administrative function performed by Vector Airport Systems to invoice and collect landing fees for the airport.

Based on the complexity of our current landing fee structure, Vector Airport Systems is recommending revisions to our current structure to make it easier to track aircraft and resulting landing fees in their billing system. The proposed changes will not affect the specific landing fee rates in our current Rates and Charges schedule, rather it will result in a change in structure from the current weight, wingspan, and approach speed system, to a pure weight based system. Based on analysis performed by Vector Airport Systems, the proposed structure will result in similar, if not minimally more, revenue collections. The proposed structure is a more widely accepted method of establishing landing fee tiers and similar structures are in use by Vector Airport Systems at their other client airports.

The proposed structure has been coordinated with the Finance Committee and both Staff and the Committee recommend the Board approve the proposed new structure so the new system can become operational on August 1. Staff is seeking action by the Board to approve the proposed structure and will summarize specific details at the meeting.

#### 2. Approval of Settlement Agreement of Aircraft Landing and Parking Fees – **Attachment #6-7 ACTION ITEM**

Earlier this year, it was discovered that there was a discrepancy in the amount of aircraft landing and parking fees that were being collected by Atlantic Aviation. After auditing the amount and making a demand for payment, the legal counsel in consultation with the Airport Manager has negotiated a settlement where Atlantic will pay \$215,584.84 for past due amounts through February 12, 2020. The Settlement Agreement is **Attachment #6**.

As a result of the payment discrepancy, the FMAA has previously engaged a new system to track landing fees. The Settlement incorporated language to cancel the existing contract with Atlantic when the new system is up and running and as well as a new agreement relating to collection of Parking Fees only (**Attachment #7**) which allows them to retain 10% of the collected amount.

Pending Board discussion, staff is seeking Board approval of the Settlement Agreement and the Aircraft Parking Agreement and to authorize the Chairman to execute the Settlement Agreement and Aircraft Parking Agreement with Atlantic.

### B. CONTINUING BUSINESS

#### 1. None

## VII. DISCUSSION AND UPDATES

### A. NEW BUSINESS

1. None

### B. CONTINUING BUSINESS

1. Second Review of DRAFT Fiscal Year 2021 Budget – Discussion – **Attachment #8**

**Attachment #8** is the second draft of the FY '21 budget for Board review and discussion. As discussed at the June Meeting, airport Staff has been coordinating with the Finance Committee and Ricondo & Associates to evaluate the effects of the COVID-19 pandemic on the FY '21 budget.

This draft incorporates recent revenue analysis by Ricondo & Associates. While the reduced activity and resulting decline in revenues due to the COVID-19 pandemic is certainly obvious, the Ricondo analysis has resulted in more optimistic revenue projections and a reduced overall loss for the year now projected at just under \$2.6 million versus \$4.0 million in the first draft presented in June.

As intended, the offset of losses by our recent CARES Act grant of \$11.4 million for Operational and Maintenance expenses is critical to the airport's financial health in this uncertain time, including this budget.

Staff and the Finance Committee will present a detailed overview of the proposed second draft FY '21 budget at the meeting.

2. Construction and Capital Projects

- i. Parking Lot Improvement Project – Update

Due to a delay in the bidding process, bids will not be available for Board review this meeting. Staff continues to work with T-O Engineers regarding design, bidding, and Design Review with the City of Hailey, associated with the project. It is expected bids will be opened the week of July 13 and be ready for Board review at the August meeting. Staff will provide an update to the Board as necessary at the meeting.

3. Airport Planning Projects

- i. Land Acquisition Environmental Assessment (EA) – Update

Initial efforts for the Environmental Assessment for the land acquisition project are underway by our consultant, Mead & Hunt. The Board can expect a formal project kick-off presentation at the August meeting. Mead & Hunt will present status of efforts to date, project milestones, overall project schedule, and answer any questions the Board may have regarding the project and upcoming process.

ii. Terminal Area Plan – Update

As discussed at the June meeting, due to COVID-19 related impacts and based on recommendations from both the FAA and our consultant team, the start of this project is delayed until at least September.

4. Miscellaneous

i. None

**VIII. PUBLIC COMMENT**

**IX. EXECUTIVE SESSION - I.C. §74-206 (1),(c) To acquire an interest in real property which is not owned by a public agency**  
**I.C. §74-206 (1),(f) To communicate with legal counsel to discuss legal ramifications for controversy imminently likely to be litigated**

**X. ADJOURNMENT**

**MINUTES OF A REGULAR MEETING  
OF THE  
FRIEDMAN MEMORIAL AIRPORT AUTHORITY\***  
**June 2, 2020**  
**5:30 P.M.**

**IN ATTENDANCE:** **BOARD MEMBERS:** Board Chairman - Jacob Greenberg, Board Vice-Chairman – Don Keirn, Treasurer - Ron Fairfax, Board Members - Angenie McCleary, Dick Fosbury, Fritz Haemmerle, and Patrick Cooley  
**FRIEDMAN MEMORIAL AIRPORT STAFF:** Airport Manager – Chris Pomeroy, Contracts/Finance Administrator – Lisa Emerick, Airport Operations Manager – Todd Emerick, ASC/Special Projects Coordinator/Executive Assistant – Steve Guthrie, Airport Administrative Coordinators – Jenna Elliott & Sue Heaphy and Airport Business Operations Coordinator – Sarah Funk  
**CONSULTANTS:** Mead & Hunt - Brad Rolf, P.E.  
**AIRPORT LEGAL COUNSEL:** Lawson Laski Clark, PLLC – Jim Laski

**CALL TO ORDER:** The meeting was called to order at 5:36 p.m. by Board Chairman Greenberg

**I. APPROVE AGENDA** June 2, 2020 Agenda was approved as presented.

**MOTION:** *Made by Board Vice-Chairman Keirn to approve the agenda.  
Seconded by Board Member Haemmerle.*

**PASSED UNANIMOUSLY**

**II. PUBLIC COMMENT** No public comment.

**III. APPROVE FMAA  
MEETING MINUTES**

A. May 5, 2020 Regular Meeting Minutes – **Attachment #1**

**MOTION:** *Made by Board Member McCleary to approve the Board meeting minutes of the May 5, 2020 Regular Meeting.  
Seconded by Board Member Fosbury.*

**PASSED UNANIMOUSLY**

**IV. REPORTS**

- A. Chairman Report  
No Report was given.
- B. Blaine County Report  
Board Chairman Greenberg reported Blaine County is open for business. The Department of Motor Vehicles (DMV) is experiencing great success and increased efficiency since implementing their “by appointment only” procedure.
- C. City of Hailey Report  
No report was given.  
Reserved comments for business at hand.
- D. Fly Sun Valley Alliance Report  
Carol Waller with Fly Sun Valley Alliance (FSVA) reported the 2020 summer schedule was released two weeks ago, and the airlines will maintain service to main destinations even with the changes in demand. Aircraft loads will be based on an airline determined reduced capacity, but service will continue this summer. After FSVA published the schedule, the airlines informed FSVA that they will continue to update their schedules based on demand.  
FSVA has made customer service surveys available to customers when they log into airport provided Wi-Fi.

- A. Airport Manager Report (see Power Point Presentation)
- Airport Manager Pomeroy reported the pavement maintenance is ahead of schedule. He also explained the FMA has requested a nighttime work allowance from the City of Hailey to keep the project moving.
- Airport Manager Pomeroy reported, as of now, all closures will continue as scheduled that includes significant access restrictions in the south end hangar area. Tenants have been receptive, flexible, and understanding.
- Airport Manager Pomeroy reported on the Terminal COVID-19 Activity Status including limiting public access, installing social distancing signage and removal and reorganization of furniture. Additional sanitization stations have been installed and enhanced cleaning efforts are in place. Airport vendors are also implementing vendor specific preventatives such as sneeze guards.
- Airport Manager Pomeroy reported that the office staff will continue to work split schedules. However, the badging office will reopen June 15<sup>th</sup> with the same protective and scheduling measures adopted by the Blaine County DMV.
- Airport Manager Pomeroy reported the following is “On the Horizon:”
- Parking Lot bid review
  - FY '21 Budget second review

## V. AIRPORT STAFF BRIEF

- A. Noise Complaints in May (See Brief)
- B. Profit & Loss, ATCT Traffic Operations Count and Enplanements Data – **Attachments #2 – #4**
- C. Airport Commercial Flight Interruptions (unofficial) (See Brief)
- D. Review Correspondence

## VI. ACTION ITEMS

- A. NEW BUSINESS (See Brief & Power Point)
1. Initial discussion by the Board to consider the acquisition of 385 acres of the Eccles Flying Hat Ranch for the purposes of Approach and Departure Protection and Land Use Compatibility – Discussion Only
- Airport Manager Pomeroy reported the purpose of the acquisition is to protect approach and departure surfaces and ensuring land use compatibility by mitigating future potential encroachment near the airport. This acquisition is in partnership and coordination with the FAA. Funding from the FAA will be provided through AIP grants for 93.75% and 6.25% local match. All local funding will be factored into the airport's annual budget and no city or county tax funds will be expended.
- Airport Manager Pomeroy reported that the acquisition of the Eccles Flying Hat Ranch, which is anticipated in 2022, is not a move to expand the airport, rather the intention is for the land to remain in its current agricultural use only.
- Board Member Haemmerle believes this is the most exciting and dynamic project of which he has a part. The City of Hailey is against the airport expansion in all forms and in October 2019 the FAA assured Board Member Haemmerle that the acquisition is for protection from encroachment. Acquisition of the Eccles Flying Hat Ranch will protect the area currently zoned as green agricultural space for the foreseeable future. Board Member Haemmerle stated he wholeheartedly supports this acquisition.
- Vice-Chairman Keirn stated his agreement with Board Member Haemmerle.
- Board Chairman Greenberg prefaced his statement with the fact that the City of Hailey, City of Bellevue, and Blaine County are currently working on Area of City Impact (ACI) agreements and those discussions include Eccles Ranch. Board Chairman Greenberg supports the acquisition and review of the Environmental Assessment after further Board discussion.
- Board Member Cooley, Board Member McCleary, and Board Member Fosbury expressed their support of the acquisition.



2. Scope of Work – Environmental Assessment – Approach and Departure Protection Land Acquisition (Eccles Flying Hat Ranch) – Consideration of Approval – **Attachment #5 ACTION ITEM**

Airport Manager Pomeroy reported the potential development of 17 acres on the southwest corner of the airport has been laid out in the Master Plan and included on the Airport Layout Plan that was approved in 2018. Including this area in the Environmental Assessment (EA) would be cost effective. This does not indicate there will be any development in the coming months or years. The need to develop the land for aeronautical development would be based on future demand and require approval by the Board.

Airport Manager Pomeroy stated it is imperative to point out that the Board, at any point and time, can decide to develop that land if it is warranted.

Brad Rolf, Project Manager, Mead & Hunt, reported the acquisition of Eccles Flying Hat Ranch will trigger the NEPA requirements for an EA (**Attachment #5**.) The EA is used in cases like this acquisition where there is no expected impact on the environment and will review any possible alternatives, results, mitigation measures, and reasons to find there is no impact. Any significant impact discovered could escalate the EA to requiring an Environmental Impact Statement. This EA will disclose potential impacts, both positively and negatively, that can result from the project and will include public review and comment prior to federal actions being taken, which are included in the documentation. The FAA and Mead & Hunt expect the EA will take approximately nine months to complete.

Board Member Fosbury asked if the EA will have an impact on “recreational resources” west of SH 75 and the Big Wood River, which is west of, and near, this acquisition.

Project Manager Rolf answered that it will depend on a few things including whether the recreational area is managed by an external authority. There are many regulations regarding rivers and the impact of this acquisition. He explained these will be noted in the EA.

Board Member Fairfax included that there was an EA done recently regarding the removal of the trees on Eccles Flying Hat Ranch and there was no impact in the EA regarding the Big Wood River.

Airport Manager Pomeroy reported Mead & Hunt’s negotiated fee for conducting the EA is \$207,102 after an Independent Fee Estimate process. He asked for consideration of a motion to approve the Scope of Work **Attachment #5** and negotiated fee in the amount of \$207,102.

**MOTION:** *Made by Board Member Haemmerle to accept recommendation of bid award to Mead & Hunt in the amount of \$207,102. Seconded by Board Vice-Chairman Keirn.*

**PASSED UNANIMOUSLY**

Board Chairman Greenberg opened the floor to public comment.

Amy Trujillo, Deputy Director, Wood River Land Trust stated she supports the protection of this property for open space and the protection of public health and safety. She believes there could be some significant river restoration reconnecting the Big Wood River to its floodplain and potential fishing access if it does not interfere with airport operations.

B. CONTINUING BUSINESS

1. None

## VII. DISCUSSION AND UPDATES

### A. NEW BUSINESS

#### 1. Review of DRAFT Fiscal Year 2021 Budget – Discussion – **Attachment #6**

Contracts/Finance Administrator Emerick presented the DRAFT Fiscal Year 2021 Budget **Attachment #6** with COVID-19 impact assumptions and projections. These assumptions are expected to be revised upon an industry specific review that is being prepared by airport's financial consultant, Ricondo.

It was explained that conservative revenue projections and assumptions have been made based on data from FY '20 October through March and FY '19 April through September. A very aggressive reduction of 75% was applied to air carrier landing and PFC revenues and all commission and aircraft activity-based revenues have been reduced by 90%.

Contracts/Finance Administrator, Emerick highlighted the new fee collection agreement with Vector Airport Systems that will provide an enhanced revenue collection of aircraft landing fees. She also reminded the Board that The Car Park contract is scheduled to be reviewed prior to the end of September 2020 and does have an option to be renewed.

The conservative approach was also applied to expense projections. Staff salaries do not include increases or cost of living adjustments.

Contracts/Finance Administrator Emerick provided a summary of FAA/AIP projects that are anticipated to be initiated in FY '21. These include runway rehabilitation design, Terminal Area Plan, and the Environmental Assessment related to approach protection.

Airport Manager Pomeroy reported the design of the runway pavement needs will include a mill and overlay. The project will not begin until FY '22 but the design will need to begin by the end of calendar year '21.

Contracts/Finance Administrator Emerick reported that the coordination with Ricondo's financial analysis is ongoing and should provide staff and the Board with a better understanding of expected economic conditions. The current budget, which remains to be a working document, predicts a reserve fund estimated balance of \$3.2 million at the end of FY 2021.

Finance and Contract Manager Emerick explained the current plan is to apply \$11.4 million of the CARES Act funding received, over a three-year period, to offset anticipated losses. Staff will continue to work with the FAA to understand the CARES Act requirements and how to appropriate the funding.

Board Vice-Chairman Keirn stated that during this time of uncertainty and change, the \$11.4 million from the CARES Act will be of great assistance to FMA.

Board Member Fairfax reported that even if these reduced revenue projections are accurate and were to continue for three years, he feels the airport would be ok. I think that this is the important take-away from the CARES Act.

Contracts/Finance Administrator Emerick explained the draft budget will be reviewed by the Finance and Lease Committee and will be ready for second Board review in July. Budget revisions must be completed by July 11<sup>th</sup> to accommodate required public notifications. The Board should expect to conduct a public hearing and adoption the FY '21 budget in August.

**B. CONTINUING BUSINESS**

**1. Construction and Capital Project**

**i. Parking Lot Improvement Project – Update**

Airport Manager Pomeroy reported the Board chose Option 1 that provides an additional 80 parking spaces, with an engineer's estimated cost of \$594,380 (\$7,430 per stall). The design preparation is being completed and will be submitted to the City of Hailey for design review. Airport Manager Pomeroy's stated he hopes to have bids available for Board review by the July meeting.

**2. Airport Planning Projects**

**i. Terminal Area Plan – Update**

Airport Manager Pomeroy reported the Terminal Area Plan is being delayed due to the lack of accurate forecasting because of COVID-19. Anticipated kick-off meeting scheduled for September or later at this point.

**3. Miscellaneous**

**i. None**

**VIII. PUBLIC COMMENT**

No Public Comment

**IX. EXECUTIVE SESSION**

**MOTION:** *Made by Board Member Haemmerle to enter into executive session pursuant to Idaho Code §74-206 paragraph 1(c) to acquire an interest in real property which is not owned by a public agency, and Idaho Code §74-206 1, (f) to communicate with legal counsel to discuss legal ramifications for controversy imminently likely to be litigated. Seconded by Board Member Fosbury.*

**Roll Call Vote:**

Board Member Haemmerle	Yes
Board Member Fosbury	Yes
Board Member McCleary	Yes
Board Member Fairfax	Yes
Board Vice-Chairman Keirn	Yes
Board Member Cooley	Yes
Board Chairman Greenberg	Yes

**PASSED UNANIMOUSLY**

**X. ADJOURNMENT**

The June 2, 2020 Regular Meeting of the Friedman Memorial Airport Authority was adjourned at approximately 7:24 p.m.

---

Angenie McCleary, Secretary

\* Additional resources/materials that should be reviewed with these meeting minutes include but are not limited to the Friedman Memorial Airport Authority Board Packet briefing, the PowerPoint presentation prepared for this meeting and any referenced attachments.

11:49 AM

06/29/20

**Friedman Memorial Airport**  
**Profit & Loss Budget vs. Actual (COMBINED '20)**

Accrual Basis

	Oct '19 - Apr 20	Budget	\$ Over Budget	% of Budget
<b>Ordinary Income/Expense</b>				
<b>Income</b>				
<b>4000-00 · AIRCARRIER</b>				
4000-01 · Aircarrier - Lease Space	206,767.25	204,165.00	2,602.25	101.3%
4000-02 · Aircarrier - Landing Fees	118,503.18	110,000.00	8,503.18	107.7%
4000-04 · Aircarrier - Utility Fees	210.00	0.00	210.00	100.0%
4010-07 · Aircarrier - '14 PFC App	205,350.58	249,500.00	-44,149.42	82.3%
<b>Total 4000-00 · AIRCARRIER</b>	<b>530,831.01</b>	<b>563,665.00</b>	<b>-32,833.99</b>	<b>94.2%</b>
<b>4020-00 · TERMINAL AUTO PARKING REVENUE</b>				
4020-01 · Automobile Parking - Terminal	249,420.45	297,000.00	-47,579.55	84.0%
<b>Total 4020-00 · TERMINAL AUTO PARKING REVENUE</b>	<b>249,420.45</b>	<b>297,000.00</b>	<b>-47,579.55</b>	<b>84.0%</b>
<b>4030-00 · AUTO RENTAL REVENUE</b>				
4030-01 · Automobile Rental - Commission	310,259.36	303,000.00	7,259.36	102.4%
4030-02 · Automobile Rental - Lease Space	16,934.12	16,975.00	-40.88	99.8%
4030-03 · Automobile Rental - Auto Prkng	36,284.50	71,750.00	-35,465.50	50.6%
4030-04 · Automobile Rental - Utilities	977.19	1,875.00	-897.81	52.1%
<b>Total 4030-00 · AUTO RENTAL REVENUE</b>	<b>364,455.17</b>	<b>393,600.00</b>	<b>-29,144.83</b>	<b>92.6%</b>
<b>4040-00 · TERMINAL CONCESSION REVENUE</b>				
4040-01 · Terminal Shops - Commission	5,780.04	6,000.00	-219.96	96.3%
4040-03 · Terminal Shops - Utility Fees	977.18	0.00	977.18	100.0%
4040-10 · Advertising - Commission	20,816.90	25,000.00	-4,183.10	83.3%
4040-11 · Vending Machines - Commission	4,691.97	10,000.00	-5,308.03	46.9%
4040-12 · Terminal ATM	525.00	525.00	0.00	100.0%
<b>Total 4040-00 · TERMINAL CONCESSION REVENUE</b>	<b>32,791.09</b>	<b>41,525.00</b>	<b>-8,733.91</b>	<b>79.0%</b>
<b>4050-00 · FBO REVENUE</b>				
4050-01 · FBO - Lease Space	121,426.20	119,925.00	1,501.20	101.3%
4050-02 · FBO - Tiedown Fees	93,945.84	113,000.00	-19,054.16	83.1%
4050-03 · FBO - Landing Fees - Trans.	181,448.51	178,000.00	3,448.51	101.9%
4050-04 · FBO - Commission	16,889.58	17,000.00	-110.42	99.4%
<b>Total 4050-00 · FBO REVENUE</b>	<b>413,710.13</b>	<b>427,925.00</b>	<b>-14,214.87</b>	<b>96.7%</b>
<b>4060-00 · FUEL FLOWAGE REVENUE</b>				
4060-01 · Fuel Flowage - FBO	175,839.78	190,000.00	-14,160.22	92.5%
<b>Total 4060-00 · FUEL FLOWAGE REVENUE</b>	<b>175,839.78</b>	<b>190,000.00</b>	<b>-14,160.22</b>	<b>92.5%</b>
<b>4070-00 · TRANSIENT LANDING FEES REVENUE</b>				
4070-02 · Landing Fees - Non-Comm./Gov't	328.23	0.00	328.23	100.0%
<b>Total 4070-00 · TRANSIENT LANDING FEES REVENUE</b>	<b>328.23</b>	<b>0.00</b>	<b>328.23</b>	<b>100.0%</b>
<b>4080-00 · HANGAR REVENUE</b>				
4080-01 · Land Lease - Hangar	456,238.62	505,361.25	-49,122.63	90.3%
4080-02 · Land Lease - Hangar/Trans. Fee	8,038.75	0.00	8,038.75	100.0%
4080-03 · Hangar/Utilities (E8,11,24)	0.00	0.00	0.00	0.0%
4080-05 · Land Lease - FMA Hangar Rentals	24,241.89	24,468.75	-226.86	99.1%
<b>Total 4080-00 · HANGAR REVENUE</b>	<b>488,519.26</b>	<b>529,830.00</b>	<b>-41,310.74</b>	<b>92.2%</b>
<b>4090-00 · TIEDOWN PERMIT FEES REVENUE</b>				
4090-01 · Tiedown Permit Fees (FMA)	15,183.47	12,000.00	3,183.47	126.5%
<b>Total 4090-00 · TIEDOWN PERMIT FEES REVENUE</b>	<b>15,183.47</b>	<b>12,000.00</b>	<b>3,183.47</b>	<b>126.5%</b>
<b>4100-00 · CARGO CARRIERS REVENUE</b>				
4100-01 · Cargo Carriers - Landing Fees	9,191.92	6,050.00	3,141.92	151.9%
4100-02 · Cargo Carriers - Tiedown	3,588.75	3,000.00	588.75	119.6%
<b>Total 4100-00 · CARGO CARRIERS REVENUE</b>	<b>12,780.67</b>	<b>9,050.00</b>	<b>3,730.67</b>	<b>141.2%</b>
<b>4110-00 · MISCELLANEOUS REVENUE</b>				
4110-01 · Misc. Revenue	112.66	0.00	112.66	100.0%
4110-05 · Misc. Incident/Accident	511.08	0.00	511.08	100.0%
<b>Total 4110-00 · MISCELLANEOUS REVENUE</b>	<b>623.74</b>	<b>0.00</b>	<b>623.74</b>	<b>100.0%</b>
<b>4120-00 · GROUND TRANSP. PERMIT REVENUE</b>				
4120-01 · Ground Transportation Permit	19,660.00	20,000.00	-340.00	98.3%
4120-02 · GTSP - Trip Fee	2,940.00	2,915.00	25.00	100.9%
<b>Total 4120-00 · GROUND TRANSP. PERMIT REVENUE</b>	<b>22,600.00</b>	<b>22,915.00</b>	<b>-315.00</b>	<b>98.6%</b>
<b>4400-00 · TSA/SECURITY</b>				
4400-02 · Terminal Lease	23,546.25	23,555.00	-8.75	100.0%
4400-03 · Security Prox. Cards	24,140.00	24,500.00	-360.00	98.5%
<b>Total 4400-00 · TSA/SECURITY</b>	<b>47,686.25</b>	<b>48,055.00</b>	<b>-368.75</b>	<b>99.2%</b>
<b>4500-00 · IDAHO STATE GRANT PROGRAM REV.</b>				
4500-19 · SUN-19 AIP Sponsor Match	0.00	15,000.00	-15,000.00	0.0%
<b>Total 4500-00 · IDAHO STATE GRANT PROGRAM REV.</b>	<b>0.00</b>	<b>15,000.00</b>	<b>-15,000.00</b>	<b>0.0%</b>
<b>4520-00 · INTEREST REVENUE</b>				
4520-01 · Interest Revenue - General	18,670.90	26,250.00	-7,579.10	71.1%
4520-07 · Interest Revenue - '14 PFC	21.52	0.00	21.52	100.0%

# Friedman Memorial Airport

## Profit & Loss Budget vs. Actual (COMBINED '20)

Accrual Basis

	Oct '19 - Apr 20	Budget	\$ Over Budget	% of Budget
4520-08 · Finance Fee Revenue	0.00	0.00	0.00	0.0%
<b>Total 4520-00 · INTEREST REVENUE</b>	<b>18,692.42</b>	<b>26,250.00</b>	<b>-7,557.58</b>	<b>71.2%</b>
4742-00 · AIP 42 - Project Air Carr. Apr				
4742-01 · AIP '42 Air Carr. Apron	0.00	0.00	0.00	0.0%
<b>Total 4742-00 · AIP 42 - Project Air Carr. Apr</b>	<b>0.00</b>	<b>0.00</b>	<b>0.00</b>	<b>0.0%</b>
4743-00 · AIP 43 - Air Carrier /Pkg. Lot				
4743-01 · AIP 43 - Air Carrier/Pkg. Lot	9,675.05	0.00	9,675.05	100.0%
<b>Total 4743-00 · AIP 43 - Air Carrier /Pkg. Lot</b>	<b>9,675.05</b>	<b>0.00</b>	<b>9,675.05</b>	<b>100.0%</b>
4744-00 · AIP '44 RPZ Acquisition EA	0.00	0.00	0.00	0.0%
4745-00 · AIP '45 Terminal Apron Expan				
4745-02 · AIP '45 Expand AC Apr	0.00	0.00	0.00	0.0%
4745-01 · AIP '45 Terminal Apron Expan	1,763.88	0.00	1,763.88	100.0%
<b>Total 4745-00 · AIP '45 Terminal Apron Expan</b>	<b>1,763.88</b>	<b>0.00</b>	<b>1,763.88</b>	<b>100.0%</b>
4746-00 · AIP '46 Acquire SRE ARFF				
4746-01 · AIP '46 Acquire SRE ARFF	2,659.55	0.00	2,659.55	100.0%
4746-00 · AIP '46 Acquire SRE ARFF - Other	0.00	0.00	0.00	0.0%
<b>Total 4746-00 · AIP '46 Acquire SRE ARFF</b>	<b>2,659.55</b>	<b>0.00</b>	<b>2,659.55</b>	<b>100.0%</b>
4747-00 · AIP '47 - Acq.SRE/ARFF, Obs.Rem				
4747-01 · AIP '47-Acq.SRE/ARFF&Obs. Remov	544,992.23	0.00	544,992.23	100.0%
<b>Total 4747-00 · AIP '47 - Acq.SRE/ARFF, Obs.Rem</b>	<b>544,992.23</b>	<b>0.00</b>	<b>544,992.23</b>	<b>100.0%</b>
4748-00 · AIP '48 Land Acquisition				
4748-01 · AIP '48 Land Acq.- RPZ - 65 Acr	1,770,240.16	0.00	1,770,240.16	100.0%
<b>Total 4748-00 · AIP '48 Land Acquisition</b>	<b>1,770,240.16</b>	<b>0.00</b>	<b>1,770,240.16</b>	<b>100.0%</b>
<b>Total Income</b>	<b>4,702,792.54</b>	<b>2,576,815.00</b>	<b>2,125,977.54</b>	<b>182.5%</b>
<b>Gross Profit</b>	<b>4,702,792.54</b>	<b>2,576,815.00</b>	<b>2,125,977.54</b>	<b>182.5%</b>
<b>Expense</b>				
<b>EXPENDITURES</b>				
<b>"A" EXPENSES</b>				
5000-01 · Salaries - Airport Manager	91,736.39	91,910.33	-173.94	99.8%
5010-00 · Salaries -Contracts/Finance Adm	82,189.84	65,922.68	16,267.16	124.7%
5010-01 · Salaries - Office Assist.	71,075.96	119,583.31	-48,507.35	59.4%
5020-00 · Salaries - ARFF/OPS Manager	68,135.15	63,818.16	4,316.99	106.8%
5030-00 · Salaries - ARFF/OPS Specialist	269,847.81	261,707.25	8,140.56	103.1%
5040-00 · Salaries-ASC/Sp.Prjct./Ex. Assi	53,588.56	49,097.38	4,491.18	109.1%
5050-00 · Salaries-Seasonal-Snow Removal	39,093.00	55,000.00	-15,907.00	71.1%
5050-01 · Salaries - Seasonal - Arprt Host	5,137.50	5,000.00	137.50	102.8%
5050-02 · Salaries - Merit Increase	0.00	26,030.61	-26,030.61	0.0%
5060-01 · Overtime - General	0.00	1,000.00	-1,000.00	0.0%
5060-02 · Overtime - Snow Removal	29,037.38	45,000.00	-15,962.62	64.5%
5060-04 · OT - Security	0.00	0.00	0.00	0.0%
5100-00 · Retirement	79,676.67	82,234.66	-2,557.99	96.9%
5110-00 · Social Security/Medicare	50,501.70	54,185.60	-3,683.90	93.2%
5120-00 · Life Insurance	723.84	1,166.69	-442.85	62.0%
5130-00 · Medical Insurance	114,619.30	128,625.00	-14,005.70	89.1%
5160-00 · Workman's Compensation	20,286.00	11,666.65	8,619.35	173.9%
5170-00 · Unemployment Claims	559.48	0.00	559.48	100.0%
<b>Total "A" EXPENSES</b>	<b>976,208.58</b>	<b>1,061,948.32</b>	<b>-85,739.74</b>	<b>91.9%</b>
<b>"B" EXPENDITURES</b>				
<b>"B" EXPENSES - ADMINISTRATIVE</b>				
<b>6000-00 · TRAVEL EXPENSE</b>				
6000-01 · Travel	4,373.31	0.00	4,373.31	100.0%
<b>Total 6000-00 · TRAVEL EXPENSE</b>	<b>4,373.31</b>	<b>0.00</b>	<b>4,373.31</b>	<b>100.0%</b>
<b>6010-00 · SUPPLIES/EQUIPMENT EXPENSE</b>				
6010-01 · Supplies - Office	2,675.52	6,415.00	-3,739.48	41.7%
6010-02 · Supplies - Parking	536.04	0.00	536.04	100.0%
6010-03 · Supplies - Computer	5,401.58	7,581.00	-2,179.42	71.3%
<b>Total 6010-00 · SUPPLIES/EQUIPMENT EXPENSE</b>	<b>8,613.14</b>	<b>13,996.00</b>	<b>-5,382.86</b>	<b>61.5%</b>
<b>6020-00 · INSURANCE</b>				
6020-01 · Insurance -	53,257.00	55,000.00	-1,743.00	96.8%
<b>Total 6020-00 · INSURANCE</b>	<b>53,257.00</b>	<b>55,000.00</b>	<b>-1,743.00</b>	<b>96.8%</b>
<b>6030-00 · UTILITIES</b>				
6030-01 · Utilities - Gas/Terminal	8,225.00	11,665.00	-3,440.00	70.5%
6030-02 · Utilities - Gas/AOB & Cold Stor	2,219.00	5,540.00	-3,321.00	40.1%
6030-03 · Utilities - Elect./Runway&PAPI	3,430.31	4,782.00	-1,351.69	71.7%
6030-04 · Utilities - Elec./AOB & Cold St	4,508.73	5,540.00	-1,031.27	81.4%
6030-05 · Utilities - Electric/Terminal	34,875.60	33,500.00	1,375.60	104.1%
6030-06 · Utilities - Telephone	10,734.40	9,625.00	1,109.40	111.5%
6030-07 · Utilities - Water	1,317.84	10,900.00	-9,582.16	12.1%
6030-08 · Utilities - Garbage Removal	7,647.01	7,000.00	647.01	109.2%

# Friedman Memorial Airport

## Profit & Loss Budget vs. Actual (COMBINED '20)

	Oct '19 - Apr 20	Budget	\$ Over Budget	% of Budget
6030-09 · Utilities - Sewer	2,716.36	2,331.00	385.36	116.5%
6030-11 · Utilities - Electric/Tower	3,840.11	4,000.00	-159.89	96.0%
6030-12 · Utilities - Elec./Brdfrd.Hghl	239.85	290.00	-50.15	82.7%
6030-13 · Utilities - Elec. Exit Booth	1,454.17	1,900.00	-445.83	76.5%
6030-15 · Utilities - Elec/AWOS	2,700.08	2,000.00	700.08	135.0%
6030-16 · Utilities - Elec. Wind Cone	72.83	87.50	-14.67	83.2%
6030-17 · Utilities - Elec./Gas- Hangar	2,034.16	2,500.00	-465.84	81.4%
6030-18 · Utilities - Lubricant Wst. Dspl	305.00	291.65	13.35	104.6%
<b>Total 6030-00 · UTILITIES</b>	<b>86,320.45</b>	<b>101,952.15</b>	<b>-15,631.70</b>	<b>84.7%</b>
<b>6040-00 · SERVICE PROVIDER</b>				
6040-01 · Service Provider - General	0.00	0.00	0.00	0.0%
6040-02 · Service Provider - Term. Serv.	7,204.86	4,375.00	2,829.86	164.7%
6040-03 · Service Provider - AOB Services	38,452.69	27,225.00	11,227.69	141.2%
6040-04 · Service Provider-Ops./Airfield	13,350.00	16,000.00	-2,650.00	83.4%
<b>Total 6040-00 · SERVICE PROVIDER</b>	<b>59,007.55</b>	<b>47,600.00</b>	<b>11,407.55</b>	<b>124.0%</b>
<b>6050-00 · PROFESSIONAL SERVICES</b>				
6050-01 · Professional Services - Legal	36,414.00	29,165.00	7,249.00	124.9%
6050-02 · Professional Serv. - Audit/Fina	37,709.23	47,000.00	-9,290.77	80.2%
6050-03 · Professional Services - Engineer	16,610.19	14,575.00	2,035.19	114.0%
6050-05 · Professional Services - Gen.	16,535.70	5,831.00	10,704.70	283.6%
6050-10 · Prof. Svcs.-IT/Comp. Support	8,793.50	8,750.00	43.50	100.5%
6050-12 · Prof. Serv.- Planning Air Serv.	973.75	0.00	973.75	100.0%
6050-13 · Prof. Serv.-Website Des.& Maint	2,228.90	2,332.00	-103.10	95.6%
6050-15 · Prof. Serv.-Comm.Coord/Pub.Outr	3,546.50	21,582.00	-18,035.50	16.4%
6050-17 · Prof. Serv. - Airspace Consult.	31,438.00	0.00	31,438.00	100.0%
6050-19 · Prof. Serv.-ATCT Relocation	0.00	0.00	0.00	0.0%
<b>Total 6050-00 · PROFESSIONAL SERVICES</b>	<b>154,249.77</b>	<b>129,235.00</b>	<b>25,014.77</b>	<b>119.4%</b>
<b>6060-00 · MAINTENANCE-OFFICE EQUIPMENT</b>				
6060-01 · Maint.-Office Equip./Gen.	0.00	0.00	0.00	0.0%
6060-04 · Maintenance - Copier	995.93	1,165.00	-169.07	85.5%
6060-05 · Maintenance - Phone	1,215.00	728.00	487.00	166.9%
<b>Total 6060-00 · MAINTENANCE-OFFICE EQUIPMENT</b>	<b>2,210.93</b>	<b>1,893.00</b>	<b>317.93</b>	<b>116.8%</b>
<b>6070-00 · RENT/LEASE OFFICE EQUIPMENT</b>				
6070-02 · Rent/Lease - Postage Meter	585.30	700.00	-114.70	83.6%
<b>Total 6070-00 · RENT/LEASE OFFICE EQUIPMENT</b>	<b>585.30</b>	<b>700.00</b>	<b>-114.70</b>	<b>83.6%</b>
<b>6080-00 · DUES/MEMBERSHIPS/PUBLICATIONS E</b>				
6080-01 · Dues/Memberships	2,061.01	3,500.00	-1,438.99	58.9%
6080-04 · Publications	313.64	2,915.00	-2,601.36	10.8%
<b>Total 6080-00 · DUES/MEMBERSHIPS/PUBLICATION...</b>	<b>2,374.65</b>	<b>6,415.00</b>	<b>-4,040.35</b>	<b>37.0%</b>
<b>6090-00 · POSTAGE</b>				
6090-01 · Postage/Courier Service	295.33	1,165.00	-869.67	25.4%
<b>Total 6090-00 · POSTAGE</b>	<b>295.33</b>	<b>1,165.00</b>	<b>-869.67</b>	<b>25.4%</b>
<b>6100-00 · EDUCATION/TRAINING</b>				
6100-01 · Education/Training - Admin.	2,965.95	8,750.00	-5,784.05	33.9%
6100-02 · Education/Training - OPS	4,335.36	8,750.00	-4,414.64	49.5%
6100-03 · Education/Training - ARFF	12,706.22	10,500.00	2,206.22	121.0%
6100-04 · Ed/Train. - ARFF Trienn. Drill	792.50	4,375.00	-3,582.50	18.1%
6100-06 · Education - Security	0.00	1,750.00	-1,750.00	0.0%
6100-08 · Education/Training - HFD Coop.	0.00	5,000.00	-5,000.00	0.0%
<b>Total 6100-00 · EDUCATION/TRAINING</b>	<b>20,800.03</b>	<b>39,125.00</b>	<b>-18,324.97</b>	<b>53.2%</b>
<b>6101-00 · PUBLIC OUTREACH/COMMUNICATIONS</b>				
6101-01 · Public Outr/Comm - General	16,853.09	19,250.00	-2,396.91	87.5%
6101-02 · Public Outr/Comm - Noise Abatem	0.00	375.00	-375.00	0.0%
6101-03 · Public Outr/Comm - SAAC	1,945.52	4,000.00	-2,054.48	48.6%
<b>Total 6101-00 · PUBLIC OUTREACH/COMMUNICATI...</b>	<b>18,798.61</b>	<b>23,625.00</b>	<b>-4,826.39</b>	<b>79.6%</b>
<b>6110-00 · CONTRACTS</b>				
6110-01 · Contracts - General	0.00	1,000.00	-1,000.00	0.0%
6110-02 · Contracts - FMAA	24,500.00	24,500.00	0.00	100.0%
6110-03 · Contracts - FBO/Fee Collection	29,400.00	34,356.00	-4,956.00	85.6%
6110-16 · Contracts - Prkg Mngt Fee/Ops	176,131.51	96,250.00	79,881.51	183.0%
<b>Total 6110-00 · CONTRACTS</b>	<b>230,031.51</b>	<b>156,106.00</b>	<b>73,925.51</b>	<b>147.4%</b>
<b>6120-00 · PERMITS</b>				
6120-01 · Permits - General	0.00	0.00	0.00	0.0%
<b>Total 6120-00 · PERMITS</b>	<b>0.00</b>	<b>0.00</b>	<b>0.00</b>	<b>0.0%</b>
<b>6130-00 · MISCELLANEOUS EXPENSES</b>				
6130-01 · Misc. - General	8,600.59	8,750.00	-149.41	98.3%
6130-02 · Misc. - Incident/Accident	0.00	0.00	0.00	0.0%
6140-00 · Bank Fees	12,122.77	9,331.00	2,791.77	129.9%
6140-01 · Merchant Fees	5.43			
6150-01 · Interest Exp. - Prkg. Lot Equip	2,336.26	3,850.00	-1,513.74	60.7%
6150-02 · Interest Expense	0.00	0.00	0.00	0.0%

# Friedman Memorial Airport

## Profit & Loss Budget vs. Actual (COMBINED '20)

	Oct '19 - Apr 20	Budget	\$ Over Budget	% of Budget
Total 6130-00 · MISCELLANEOUS EXPENSES	23,065.05	21,931.00	1,134.05	105.2%
Total "B" EXPENSES - ADMINISTRATIVE	663,982.63	598,743.15	65,239.48	110.9%
"B" EXPENSES - OPERATIONAL				
6500-00 · SUPPLIES/EQUIPMENT-OPERATIONS				
6500-01 · Supplies/Equipment - General	1,910.83	2,915.00	-1,004.17	65.6%
6500-02 · Supplies/Equipment - Tools	1,444.72	250.00	1,194.72	577.9%
6500-03 · Supplies/Equipment - Clothing	0.00	2,915.00	-2,915.00	0.0%
6500-04 · Supplies/Equipment - Janitorial	14,876.92	11,665.00	3,211.92	127.5%
Total 6500-00 · SUPPLIES/EQUIPMENT-OPERATIONS	18,232.47	17,745.00	487.47	102.7%
6505-00 · EQUIP/VEHICLE - LEASE/RENTAL				
6505-01 · Eq./Vehi Lease/Rental - General	87,759.16	90,000.00	-2,240.84	97.5%
Total 6505-00 · EQUIP/VEHICLE - LEASE/RENTAL	87,759.16	90,000.00	-2,240.84	97.5%
6510-00 · FUEL/LUBRICANTS				
6510-01 · General	185.50	1,165.00	-979.50	15.9%
6510-02 · Fuel	26,700.17	45,000.00	-18,299.83	59.3%
6510-03 · Lubricants	1,660.95	3,300.00	-1,639.05	50.3%
Total 6510-00 · FUEL/LUBRICANTS	28,546.62	49,465.00	-20,918.38	57.7%
6520-00 · VEHICLES/MAINTENANCE				
6520-01 · R/M Equipment - General	9,270.10	0.00	9,270.10	100.0%
6520-06 · R/M Equip. - '85 Ford Dump	1,604.74	0.00	1,604.74	100.0%
6520-08 · R/M Equip. - '96 Tiger Tractor	234.37	0.00	234.37	100.0%
6520-09 · R/M Equip. - '96 Oshkosh Swp.	34.97	0.00	34.97	100.0%
6520-17 · R/M Equip. '01 Case 921 Ldr.	1,639.94	0.00	1,639.94	100.0%
6520-18 · R/M Equip. - '97 Chevy Blazer	0.00	0.00	0.00	0.0%
6520-19 · R/M Equip. '02 Ford F-150 PU	112.75	0.00	112.75	100.0%
6520-20 · R/M Equip. - '02 Kodiak Blower	897.96	0.00	897.96	100.0%
6520-25 · R/M Equip. - '04 Batts De-Ice	0.00	0.00	0.00	0.0%
6520-28 · R/M Equip. '06 Case 621 Loader	756.90	0.00	756.90	100.0%
6520-29 · R/M Equip. - '10 Waus Broom/Plow	9,581.87	0.00	9,581.87	100.0%
6520-30 · R/M Equip. '05 Ford F-350	829.71	0.00	829.71	100.0%
6520-31 · R/M Equip. - '10 Oshkosh Blower	1,995.23	0.00	1,995.23	100.0%
6520-32 · R/M Equip. - '09 Mini Truck	359.45	0.00	359.45	100.0%
6520-34 · R/M Equip. - '12 Case 921F Load	6,107.54	0.00	6,107.54	100.0%
6520-35 · R/M Equip. - '14 Ford Explorer	237.57	0.00	237.57	100.0%
6520-36 · R/M Equip. - '10 Toyota Forklif	0.00	0.00	0.00	0.0%
6520-37 · R/M Equip. - '15 Tool Cat	2,578.57	0.00	2,578.57	100.0%
6520-38 · R/M Equip. - '15 Wausau Broom	84.18	0.00	84.18	100.0%
6520-39 · R/M Equip. - Boss Spreader	283.80	0.00	283.80	100.0%
6520-40 · R/M Equip. - '17 Ford-350 Super	1,398.04	0.00	1,398.04	100.0%
6520-41 · R/M Equip. - '17 Kodiak Blower	1,435.58	0.00	1,435.58	100.0%
6520-42 · R/M Equip. - '18 Kodiak Attach.	0.00	0.00	0.00	0.0%
6520-43 · R/M Equip. - '18 279D Skid St.	5,071.62	0.00	5,071.62	100.0%
6520-44 · R/M Equip. - '18 Cat 972M Ldr	1,540.76	0.00	1,540.76	100.0%
6520-45 · R/M Equip. - '19 Oshkosh Broom	1,259.51	0.00	1,259.51	100.0%
6520-46 · R/M Equip. - '20 Chev. 1500 PU	1,840.82	0.00	1,840.82	100.0%
Total 6520-00 · VEHICLES/MAINTENANCE	49,155.98	0.00	49,155.98	100.0%
6530-00 · ARFF MAINTENANCE				
6530-01 · ARFF Maint. Gen/Supplies	765.01	5,831.00	-5,065.99	13.1%
6530-03 · ARFF Maint. - '87 Oshkosh	527.57	0.00	527.57	100.0%
6530-04 · ARFF Maint. - Radios	254.19	0.00	254.19	100.0%
6530-05 · ARFF MAINT. - '03 E-One	140.00	0.00	140.00	100.0%
Total 6530-00 · ARFF MAINTENANCE	1,686.77	5,831.00	-4,144.23	28.9%
6540-00 · REPAIRS/MAINTENANCE - BUILDING				
6540-01 · R/M Bldg. - General	1,026.54	1,165.00	-138.46	88.1%
6540-02 · R/M Bldg. - Terminal	45,679.19	55,415.00	-9,735.81	82.4%
6540-03 · R/M Bldg. - Terminal Concession	1,050.24	1,456.00	-405.76	72.1%
6540-04 · R/M Bldg. - Cold Storage	201.98	1,165.00	-963.02	17.3%
6540-05 · R/M Bldg. - AOB/SHOP	5,674.10	11,665.00	-5,990.90	48.6%
6540-06 · R/M Bldg. - Hangars	0.00	1,456.00	-1,456.00	0.0%
6540-07 · R/M Bldg. - Tower	5,416.63	3,500.00	1,916.63	154.8%
6540-08 · R/M Bldg. - Parking Booth	120.00	845.00	-725.00	14.2%
Total 6540-00 · REPAIRS/MAINTENANCE - BUILDING	59,168.68	76,667.00	-17,498.32	77.2%
6550-00 · REPAIRS/MAINTENANCE - AIRSIDE				
6550-01 · R/M - General	1,332.57	2,915.00	-1,582.43	45.7%
6550-02 · R/M - Airfield/Runway	2,529.90	35,000.00	-32,470.10	7.2%
6550-03 · R/M - Airfield/Runway - Deice	52,344.80	120,000.00	-67,655.20	43.6%
6550-04 · R/M - Lights	5,788.91	7,000.00	-1,211.09	82.7%
Total 6550-00 · REPAIRS/MAINTENANCE - AIRSIDE	61,996.18	164,915.00	-102,918.82	37.6%
6551-00 · REPAIRS/MAINTENANCE - LANDSIDE				
6551-01 · RM - General	0.00	1,456.00	-1,456.00	0.0%
6551-02 · R/M - Parking Lot	4,926.32	4,665.00	261.32	105.6%
6551-03 · R/M - Landscaping	2,785.47	5,831.00	-3,045.53	47.8%
Total 6551-00 · REPAIRS/MAINTENANCE - LANDSIDE	7,711.79	11,952.00	-4,240.21	64.5%
6560-00 · SECURITY EXPENSE				

# Friedman Memorial Airport Profit & Loss Budget vs. Actual (COMBINED '20)

	Oct '19 - Apr 20	Budget	\$ Over Budget	% of Budget
6560-01 · Security - General	957.95	0.00	957.95	100.0%
6560-02 · Security - Law Enf. Offi. (LEO)	4,420.90	0.00	4,420.90	100.0%
6560-03 · Security - Subscription Licens.	30,850.00	0.00	30,850.00	100.0%
6560-04 · Security - Perim./Access/CCTV	2,978.32	0.00	2,978.32	100.0%
6560-05 · Security - Professional Serv.	0.00	0.00	0.00	0.0%
6560-06 · Security - Prof. Services/IT	3,279.22	0.00	3,279.22	100.0%
<b>Total 6560-00 · SECURITY EXPENSE</b>	<b>42,486.39</b>	<b>0.00</b>	<b>42,486.39</b>	<b>100.0%</b>
6570-00 · REPAIRS/MAINT.-AERONAUTICAL EQU				
6570-01 · R/M Aeronautical Equip - NDB/DME	6,206.84	7,750.00	-1,543.16	80.1%
6570-02 · R/M Aeronautical Equip. - Tower	4,003.68	6,250.00	-2,246.32	64.1%
6570-03 · R/M Aeronautical Equip.-Swt. Sys	0.00	0.00	0.00	0.0%
6570-04 · R/M Aeron. Equip. - AWOS/ATIS	6,177.60	7,750.00	-1,572.40	79.7%
<b>Total 6570-00 · REPAIRS/MAINT.-AERONAUTICAL E...</b>	<b>16,388.12</b>	<b>21,750.00</b>	<b>-5,361.88</b>	<b>75.3%</b>
<b>Total "B" EXPENSES - OPERATIONAL</b>	<b>373,132.16</b>	<b>438,325.00</b>	<b>-65,192.84</b>	<b>85.1%</b>
<b>Total "B" EXPENDITURES</b>	<b>1,037,114.79</b>	<b>1,037,068.15</b>	<b>46.64</b>	<b>100.0%</b>
<b>"C" EXPENSES</b>				
7001-00 · CAPITAL EXPENDITURES				
7001-0* · CONTINGENCY	0.00	14,581.00	-14,581.00	0.0%
7001-01 · Land	0.00	0.00	0.00	0.0%
7001-02 · Buildings and Improvements	28,621.18	0.00	28,621.18	100.0%
7001-03 · Airfield & General Improvements	0.00	0.00	0.00	0.0%
7001-04 · Office Equipment	0.00	0.00	0.00	0.0%
7001-05 · Maintenance Equipment /Vehicle	57,002.57	0.00	57,002.57	100.0%
7001-06 · Assessments/Plans/Studies	0.00	0.00	0.00	0.0%
7001-09 · Security Equipment	0.00	0.00	0.00	0.0%
<b>Total 7001-00 · CAPITAL EXPENDITURES</b>	<b>85,623.75</b>	<b>14,581.00</b>	<b>71,042.75</b>	<b>587.2%</b>
7543-00 · AIP '43 EXPENSE - Air Carr. Apr				
7543-01 · AIP '43 - AC Apron - Eligible	-2,500.00	0.00	-2,500.00	100.0%
7543-02 · AIP '43 - Parking - Non-Eligibl	294.00	0.00	294.00	100.0%
7543-03 · AIP '43 - SRE Equipment	3,000.13	0.00	3,000.13	100.0%
7543-05 · AIP '43 - Retainer - Eligible	84,016.52	0.00	84,016.52	100.0%
7543-06 · AIP '43 - Non-Elig. Retainer	18,246.30	0.00	18,246.30	100.0%
<b>Total 7543-00 · AIP '43 EXPENSE - Air Carr. Apr</b>	<b>103,056.95</b>	<b>0.00</b>	<b>103,056.95</b>	<b>100.0%</b>
7544-00 · AIP '44 EXPENSE RPZ EA				
7544-01 · AIP '44 - Eligible	0.00	0.00	0.00	0.0%
7544-00 · AIP '44 EXPENSE RPZ EA - Other	0.00	0.00	0.00	0.0%
<b>Total 7544-00 · AIP '44 EXPENSE RPZ EA</b>	<b>0.00</b>	<b>0.00</b>	<b>0.00</b>	<b>0.0%</b>
7545-00 · AIP '45 EXPENSE - Exp. AC Apron				
7545-01 · AIP '45 - Eligible	2,500.00	0.00	2,500.00	100.0%
7545-02 · AIP '45 - Non-Eligible	0.00	0.00	0.00	0.0%
7545-03 · AIP '45 - Retainer - Eligible	35,072.86	0.00	35,072.86	100.0%
7545-04 · AIP '45 - Non-Elig. Retainer	258.75	0.00	258.75	100.0%
<b>Total 7545-00 · AIP '45 EXPENSE - Exp. AC Apron</b>	<b>37,831.61</b>	<b>0.00</b>	<b>37,831.61</b>	<b>100.0%</b>
7546-00 · AIP '46 EXPENSE - SRE/ARFF EQU				
7546-01 · AIP '46 - Eligible	3,966.25	0.00	3,966.25	100.0%
7546-02 · AIP '46 - Non-Eligible	0.00	0.00	0.00	0.0%
7546-03 · AIP '46 - Retainer - Eligible	0.00	0.00	0.00	0.0%
7546-04 · AIP '46 - Non-Elig. Retainer	0.00	0.00	0.00	0.0%
7546-00 · AIP '46 EXPENSE - SRE/ARFF EQU - Other	0.00	0.00	0.00	0.0%
<b>Total 7546-00 · AIP '46 EXPENSE - SRE/ARFF EQU</b>	<b>3,966.25</b>	<b>0.00</b>	<b>3,966.25</b>	<b>100.0%</b>
7547-00 · AIP '47 EXPENSE - Acq. SRE/ARFF				
7547-01 · AIP '47 - Eligible	581,433.00	0.00	581,433.00	100.0%
7547-02 · AIP '47 - Non-Eligible	0.00	0.00	0.00	0.0%
7547-03 · AIP '47 - Retainer - Eligible	0.00			
<b>Total 7547-00 · AIP '47 EXPENSE - Acq. SRE/ARFF</b>	<b>581,433.00</b>	<b>0.00</b>	<b>581,433.00</b>	<b>100.0%</b>
7548-00 · AIP '48 EXPENSE - LAND ACQU				
7548-01 · AIP '48 - Eligible	1,888,256.20	0.00	1,888,256.20	100.0%
7548-02 · AIP '48 - Non-Eligible	0.00	0.00	0.00	0.0%
<b>Total 7548-00 · AIP '48 EXPENSE - LAND ACQU</b>	<b>1,888,256.20</b>	<b>0.00</b>	<b>1,888,256.20</b>	<b>100.0%</b>
7549-00 · AIP '49 - SRE Aqu., Pavement Ma				
7549-01 · AIP '49 - Eligible	48,281.46	0.00	48,281.46	100.0%
<b>Total 7549-00 · AIP '49 - SRE Aqu., Pavement Ma</b>	<b>48,281.46</b>	<b>0.00</b>	<b>48,281.46</b>	<b>100.0%</b>
7550-00 · Terminal Area Plan (TAP)				
7550-01 · AIP '50 - Eligible	16,658.40	0.00	16,658.40	100.0%
<b>Total 7550-00 · Terminal Area Plan (TAP)</b>	<b>16,658.40</b>	<b>0.00</b>	<b>16,658.40</b>	<b>100.0%</b>
8500-00 · Capital Imp. Program (CIP)				
8502-01 · Land Acq - Approach Protection				
8502-00 · CIP-Land Acqu-Approach Protecti	2,605.50			



11:49 AM

06/29/20

**Friedman Memorial Airport  
Profit & Loss Budget vs. Actual (COMBINED '20)**

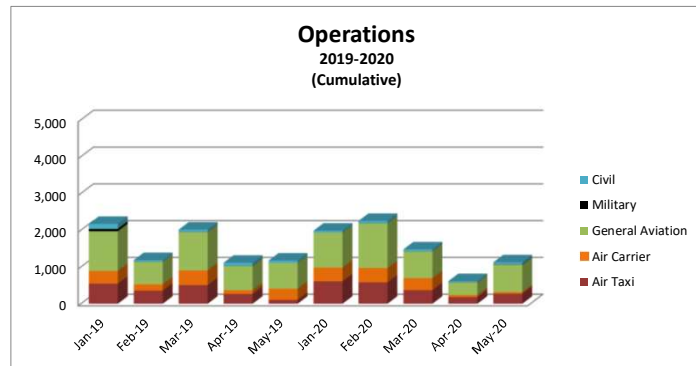
Accrual Basis

	Oct '19 - Apr 20	Budget	\$ Over Budget	% of Budget
Total 8502-01 · Land Acq - Approach Protection	2,605.50			
Total 8500-00 · Capital Imp. Program (CIP)	2,605.50			
Total "C" EXPENSES	2,767,713.12	14,581.00	2,753,132.12	18,981.6%
Total EXPENDITURES	4,781,036.49	2,113,597.47	2,667,439.02	226.2%
Total Expense	4,781,036.49	2,113,597.47	2,667,439.02	226.2%
Net Ordinary Income	-78,243.95	463,217.53	-541,461.48	-16.9%
Net Income	<b>-78,243.95</b>	<b>463,217.53</b>	<b>-541,461.48</b>	<b>-16.9%</b>

**Friedman Memorial Airport  
May 2020**

ATTACHMENT 3

ATCT Traffic Operations Record																				
Month	2001	2002	2003	2004	2005	2006	2007	2008	2009	2010	2011	2012	2013	2014	2015	2016	2017	2018	2019	2020
January	3,622	3,893	3,912	2,600	3,028	2,787	4,547	2,520	2,070	2,379	2,408	2,098	2,454	2,128	2,249	1,842	1,665	2,019	2,172	1,987
February	4,027	4,498	3,073	3,122	3,789	3,597	3,548	2,857	2,244	2,647	2,117	2,205	2,612	1,417	2,268	2,533	1,629	1,914	1,187	2,253
March	4,952	5,126	3,086	4,097	3,618	2,918	4,677	3,097	2,145	2,709	1,813	1,921	2,753	1,924	2,023	1,917	1,895	1,860	2,016	1,480
April	2,494	3,649	2,213	2,840	2,462	2,047	2,581	2,113	1,724	1,735	1,604	1,513	1,509	1,210	1,337	1,380	1,426	1,257	1,116	616
May	3,905	4,184	2,654	3,282	2,729	2,134	1,579	2,293	2,280	1,891	1,533	1,693	1,852	555	668	1,501	1,802	1,442	1,174	1,127
June	4,787	5,039	4,737	4,438	3,674	3,656	5,181	3,334	2,503	3,019	2,898	2,761	3,203	2,164	2,387	2,475	2,502	2,552	2,292	0
July	6,359	8,796	6,117	5,910	5,424	5,931	7,398	4,704	4,551	5,005	5,004	4,810	5,345	4,345	4,159	4,562	4,573	5,033	4,266	0
August	6,479	6,917	5,513	5,707	5,722	6,087	8,196	4,570	4,488	4,705	4,326	3,823	4,644	3,114	2,932	3,719	3,873	3,175	3,260	0
September	3,871	4,636	4,162	4,124	4,609	3,760	4,311	2,696	3,376	3,128	3,359	2,396	2,403	2,237	2,292	2,379	2,036	2,224	2,235	0
October	3,879	3,656	3,426	2,936	3,570	3,339	3,103	2,134	2,145	2,012	1,886	1,658	1,874	1,760	1,789	1,377	1,939	1,670	1,571	0
November	3,082	2,698	2,599	2,749	2,260	2,912	2,892	1,670	1,901	1,309	1,114	1,325	1,475	908	1,229	1,314	1,135	1,392	1,328	0
December	3,401	2,805	3,247	3,227	2,722	3,834	2,699	1,848	2,272	1,811	2,493	2,066	2,016	1,545	1,482	1,717	2,217	2,033	1,960	0
<b>Totals</b>	<b>50,858</b>	<b>55,897</b>	<b>44,739</b>	<b>45,032</b>	<b>43,607</b>	<b>43,002</b>	<b>50,712</b>	<b>33,836</b>	<b>31,699</b>	<b>32,350</b>	<b>30,555</b>	<b>28,269</b>	<b>32,140</b>	<b>23,307</b>	<b>24,815</b>	<b>26,716</b>	<b>26,692</b>	<b>26,571</b>	<b>24,577</b>	<b>7,463</b>



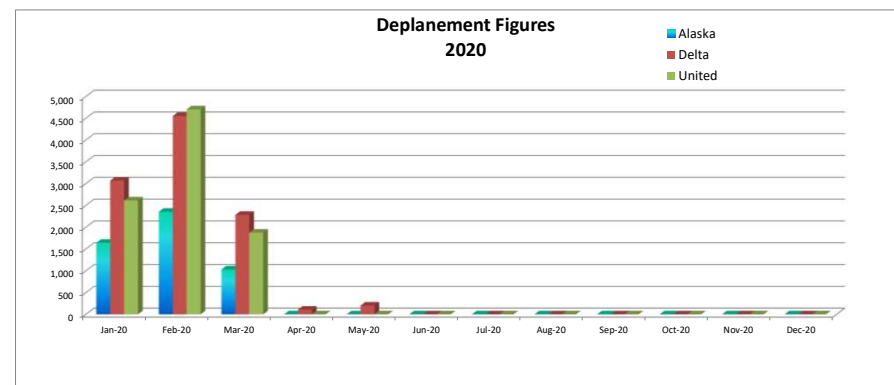
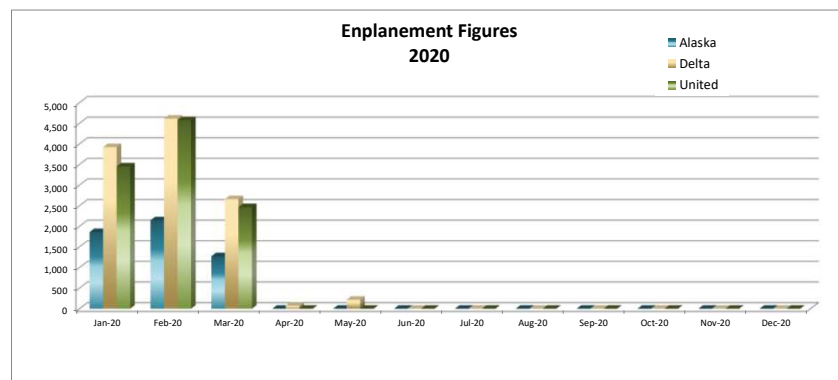
ATCT Operations Change (May 2019 vs. May 2020)			
	2020	2019	% Change
Air Taxi	274	106	158%
Air Carrier	44	303	-85%
General Aviation	745	701	6%
Military	8	0	100%
Civil	56	64	-13%
Total	1,127	1,174	-4.00%
YTD Total	7,463	7,665	-2.64%

2020 Enplanements																		
Date	Alaska Airlines					Delta Airlines					United Airlines					Total Enp.	Prior Year Total Enp.	Total % Change
	Revenue	Non-Revenue	Total	Prior Year Month	Total % Change	Revenue	Non-Revenue	Total	Prior Year Month	Total % Change	Revenue	Non-Revenue	Total	Prior Year Month	Total % Change			
Jan-20	1,814	48	1,862	1,922	-3%	3,858	64	3,922	3,974	-1%	3,414	39	3,453	3,225	7%	9,237	9,121	1.3%
Feb-20	2,104	42	2,146	1,354	58%	4,521	92	4,613	1,826	153%	4,512	64	4,576	2,025	126%	11,335	5,205	117.8%
Mar-20	1,217	57	1,274	2,018	-37%	2,572	87	2,659	5,283	-50%	2,434	33	2,467	4,951	-50%	6,400	12,252	-47.8%
Apr-20	0	0	0	0	100%	61	12	73	3,804	-98%	0	0	0	0	100%	73	3,804	-98.1%
May-20	0	0	0	0	0%	191	29	220	3,616	-94%	0	0	0	0	0%	220	3,616	-93.9%
<b>Totals</b>	<b>5,135</b>	<b>147</b>	<b>5,282</b>	<b>5,294</b>	<b>0%</b>	<b>11,203</b>	<b>284</b>	<b>11,487</b>	<b>18,503</b>	<b>-38%</b>	<b>10,360</b>	<b>136</b>	<b>10,496</b>	<b>10,201</b>	<b>3%</b>	<b>27,265</b>	<b>33,998</b>	<b>-19.8%</b>

Legend for Chart:

2020 Deplanements																		
Date	Alaska Airlines					Delta Airlines					United Airlines					Total Dep.	Prior Year Total Dep.	Total % Change
	Revenue	Non-Revenue	Total	Prior Year Month	Total % Change	Revenue	Non-Revenue	Total	Prior Year Month	Total % Change	Revenue	Non-Revenue	Total	Prior Year Month	Total % Change			
Jan-20	1,589	53	1,642	1,774	-7%	3,009	60	3,069	3,044	1%	2,567	47	2,614	2,331	12%	7,325	7,149	2.5%
Feb-20	2,316	38	2,354	1,447	63%	4,467	84	4,551	2,582	76%	4,640	64	4,704	2,268	107%	11,609	6,297	84.4%
Mar-20	965	65	1,030	2,066	-50%	2,220	64	2,284	5,375	-58%	1,840	35	1,875	4,192	-55%	5,189	11,633	-55.4%
Apr-20	0	0	0	0	100%	98	9	107	3,364	-97%	0	0	0	0	100%	107	3,364	-96.8%
May-20	0	0	0	0	0%	186	17	203	3,762	-95%	0	0	0	0	0%	203	3,762	-94.6%
<b>Totals</b>	<b>4,870</b>	<b>156</b>	<b>5,026</b>	<b>5,287</b>	<b>-5%</b>	<b>9,980</b>	<b>234</b>	<b>10,214</b>	<b>18,127</b>	<b>-44%</b>	<b>9,047</b>	<b>146</b>	<b>9,193</b>	<b>8,791</b>	<b>5%</b>	<b>24,433</b>	<b>32,205</b>	<b>-24.1%</b>

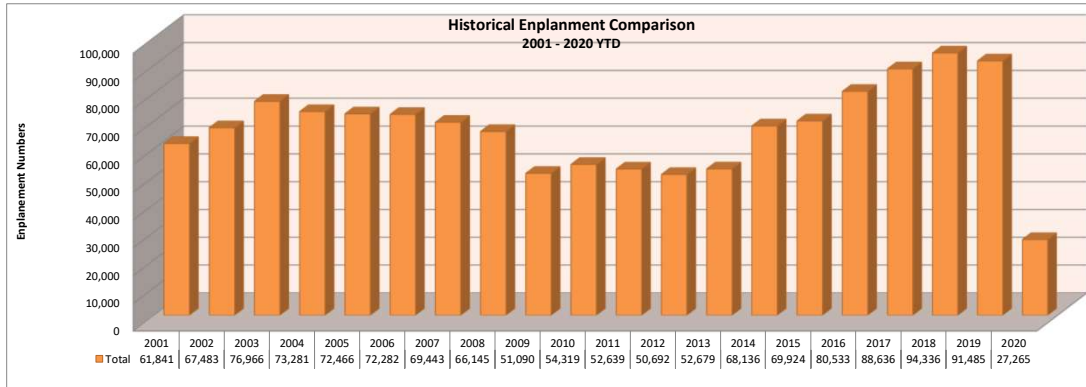
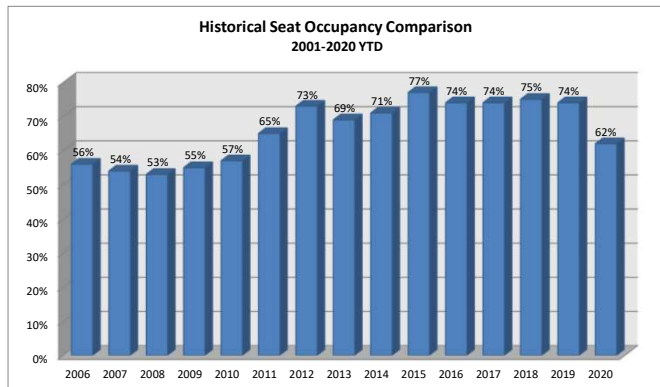
Legend for Chart:



**Friedman Memorial Airport  
May 2020**

2020 Seat Occupancy																		
Date	Alaska Airlines				Delta Airlines				United Airlines				Seat Occupancy Totals			Seat Occupancy Totals Prior Year Comparison		
	Departure Flights	Seats Available*	Seats Occupied	Percent Occupied	Departure Flights	Seats Available*	Seats Occupied	Percent Occupied	Departure Flights	Seats Available*	Seats Occupied	Percent Occupied	Total Seats Available	Total Seats Occupied	Total Percent Occupied	Prior Year % Change Total Seats Available	Prior Year % Change Total Seats Occupied	Prior Year % Change Total % Occupied
Jan-20	32	2,432	1,862	77%	69	5,106	3,922	77%	74	5,624	3,453	61%	13,162	9,237	70%	-3%	1%	3%
Feb-20	37	2,812	2,146	76%	78	5,760	4,613	80%	81	6,156	4,576	74%	14,728	11,335	77%	73%	118%	16%
Mar-20	37	2,812	1,274	45%	78	5,826	2,659	46%	55	4,180	2,467	59%	12,818	6,400	50%	-21%	-48%	-26%
Apr-20	0	0	0	0%	30	2,124	73	3%	0	0	0	0%	2,124	73	3%	-53%	-98%	-82%
May-20	0	0	0	0%	19	1,336	220	16%	0	0	0	0%	1,336	220	16%	-69%	-94%	-67%
<b>Totals</b>	<b>106</b>	<b>8,056</b>	<b>5,282</b>	<b>66%</b>	<b>274</b>	<b>20,152</b>	<b>11,487</b>	<b>57%</b>	<b>210</b>	<b>15,960</b>	<b>10,496</b>	<b>66%</b>	<b>44,168</b>	<b>27,265</b>	<b>62%</b>	<b>-6%</b>	<b>-20%</b>	<b>-10%</b>

Note: \*Preliminary available seat calculations based on scheduled flights. Actual available seat calculations will be updated periodically when official DOT numbers are obtained.





## SUN Landing Fees

Current Landing Fee Structure (per airport Rates and Charges Schedule)	
Non-Signatory- A/C Design Group A/B I-II over 6,000 lbs. mtow	\$ 2.75
Non-Signatory- A/C Design Group C/D I-II	\$ 3.60
Non-Signatory- A/C Design Group B/C-III	\$ 4.40

Proposed Vector Landing Fee Structure (per 1,000 lbs for <u>rounded</u> weights)	
Between 6,000 to 39,999 lbs	\$ 2.75
Between 40,000 to 74,999 lbs	\$ 3.60
Greater than or equal to 75,000 lbs	\$ 4.40

## SETTLEMENT AGREEMENT AND RELEASE

This Settlement Agreement and Release ("**Settlement Agreement**") is made by and between the Friedman Memorial Airport Authority ("**FMAA**"), and Atlantic Aviation, FBO, Inc., a Delaware corporation ("**Atlantic**", and together with FMAA, the "**Parties**"). This Agreement is made effective as of the last date written below the signatures of the parties hereto ("**Effective Date**").

### 1. RECITALS.

- A. FMAA operates the Friedman Memorial Airport in Hailey, Idaho ("**Airport**").
- B. Atlantic is the sole Fixed Base Operator at the Airport.
- C. Pursuant to an Agreement dated October 1, 2002, as amended by the First Amendment to Agreement dated November 1, 2010, (the "**Agreement**"), Atlantic was responsible for collecting landing fees and overnight parking fees from various aircraft using the Airport at rates set by the FMAA from time to time, and to pay said amounts collected, less a fee, to the FMAA on a monthly basis.
- D. A dispute has arisen between FMAA as to the appropriate amounts collected and paid to the FMAA pursuant to the Agreement over the past several years as well as the rate at which Atlantic was entitled to collect its fee on said amounts (the "**Dispute**").
- E. The Parties now desire to compromise and settle all claims between them associated with the Dispute. Therefore, for good and valuable consideration, the receipt and sufficiency of which is hereby acknowledged, FMAA and Atlantic agree as set forth in this Settlement Agreement. wish to pay said amounts, less a fee, to the FMAA on a monthly basis.

2. **PAYMENT.** Within five (5) days of the execution of this Settlements Agreement, Atlantic shall pay FMAA the sum of Two Hundred Fifteen Thousand Five Hundred Eighty-Four and 43/100 Dollars as (\$215,584.43) as payment in full for all additional amounts due to FMAA under the Agreement prior to, and through February 12, 2020.

3. **CONTINUATION OF AGREEMENT.** For the period of time commencing February 13, 2020 through the termination of the Agreement (as addressed in Paragraph 4, below), Atlantic shall collect landing and Parking Fees at current rates set by FMAA. Notwithstanding the terms of the Agreement, fees retained by Atlantic shall be calculated as ten percent (10%) of the landing and parking fees collected each month.

4. **TERMINATION OF AGREEMENT.** The Parties agree, notwithstanding the termination provisions contained in the Agreement, that FMAA may terminate the Agreement on seven (7) days written notice to Atlantic, with such termination anticipated to be effective August 1, 2020 but in no event after September 30, 2020, at which time all obligations of the Parties under the Agreement shall forever cease and be replaced by the Overnight Parking Fee Agreement, as copy of which is attached hereto as Exhibit A.

5. **RELEASE.** Except for claims arising out of the performance of this Settlement Agreement, FMAA and Atlantic, on behalf of themselves and on behalf of their past, present and future sponsors, officers, directors, members, managers, employees, shareholders, agents, legal representatives,

and attorneys, affiliates, subsidiaries, partners, insurers and all other persons and entities which have, do or may in the future claim any right or interest through or on behalf of them, do hereby forever release, remise, discharge, acquit, indemnify and hold harmless the other party to this Settlement Agreement and their past, present and future sponsors, officers, directors, members, managers employees, shareholders, agents, legal representatives and attorneys, affiliates, subsidiaries, partners, insurers and all other persons and entities which have, do or may in the future claim any right or interest through or on behalf of them, of and from any and all, in all manner of, actions, causes of action, claims, suits, debts, sums of money, covenants, contracts, controversies, agreements, compromises, variances, rights, damages, losses, costs, legal or other expenses, attorneys' fees, judgments, executions, obligations, claims and demands of any kind whatsoever, whether vested or contingent, in law or in equity, foreseen or unforeseen, known or unknown, now asserted or not asserted, which either of the parties ever had, shall or may have, as a result of or by reason of or in connection with or for any matter, cause, event, occasion, losses, damages, transaction, relationship or anything whatsoever, from the beginning of time and into the future, arising from, related to, as a result of or in connection with the Dispute and payments due under the Agreement through February 12, 2020. The Parties hereto specifically waive the provisions of any law, whether imposed by statute, regulation or otherwise, that a general release does or may not extend to claims that the party does not know or suspect to exist in its favor at the time it gives a release.

**6. NO ADMISSION OF LIABILITY.** By agreeing to compromise and settle the claims which are the subject matter of this Settlement Agreement, no party is admitting to any wrongdoing or liability to any other party to this Settlement Agreement and each and every party to this Settlement Agreement specifically denies any such wrongdoing or liability.

**7. FURTHER PERFORMANCE.** The parties agree to execute all additional documents and take such further steps as shall be required to effectuate and carry out the performance of this Settlement Agreement.

**8. TIME OF PERFORMANCE.** Time of performance is of the essence of this Settlement Agreement.

**9. ATTORNEY FEES.** Each party shall bear the cost of their own attorney fees, expenses and costs up to the date of this Settlement Agreement. In the event of any legal action to enforce the terms of this Settlement Agreement, the prevailing party shall be entitled to an award of costs, including attorney fees.

**10. FULL UNDERSTANDING; INDEPENDENT LEGAL COUNSEL.** The parties each acknowledge, represent and agree that they have read this Settlement Agreement; that they have been fully advised by their legal counsel with respect to the meaning and effect of the Settlement Agreement; and that they are executed by them knowingly, willfully and with an understanding of the terms.

**11. BINDING AGREEMENT.** This Settlement Agreement is binding upon the heirs, successors and assigns of the parties hereto.

**12. INTEGRATION.** This Settlement Agreement constitutes the sole and entire agreement of the parties to this Settlement Agreement with respect to the subject matter contained herein, and supersedes all prior and contemporaneous understandings and agreements, both written and oral, with respect to such subject matter.

**13. RESPONSIBILITY FOR DRAFTING THIS AGREEMENT.** This Settlement Agreement shall be construed without regard to any presumption or rule requiring construction or interpretation against the party drafting an instrument or causing any instrument to be drafted.

**14. COUNTERPARTS.** This Settlement Agreement may be executed simultaneously in one or more counterparts, each of which shall be deemed an original, but all of which together shall constitute one and the same instrument. Facsimile or electronic transmission of any signed original document shall be the same as delivery of the original.

Agreed to effective as of the Effective Date.

**Friedman Memorial Airport Authority:**

By: \_\_\_\_\_  
Jacob Greenberg, Chair

Date: \_\_\_\_\_

**Atlantic Aviation FBO, Inc.**

By: \_\_\_\_\_  
Name: Louis T. Pepper  
Title: President and CEO

Date: \_\_\_\_\_



**EXHIBIT A**  
**OVERNIGHT PARKING FEE AGREEMENT**

## **OVERNIGHT PARKING FEE AGREEMENT**

This Overnight Parking Fee Agreement ("Agreement") is made and entered into as of July 7, 2020 ("Effective Date"), between Friedman Memorial Airport Authority (the "Authority") and Sun Valley Aviation, Inc. dba Atlantic Aviation ("Atlantic").

WHEREAS, the Authority currently operates Friedman Memorial Airport, a municipal airport located within the City of Hailey, Idaho (the "Airport"); and

WHEREAS, the Authority desires that Atlantic undertake, and Atlantic agrees to undertake, the collection of overnight parking fees owed by operators of Transient Aircraft (as defined below), in accordance with the terms of this Agreement.

NOW, THEREFORE, in consideration of the mutual covenants and promises made herein and other good and valuable consideration, the receipt and sufficiency of which is hereby acknowledged, and intending to be legally bound, the Authority and Atlantic agree as follows:

1. **Effective Date:** Upon the Effective Date of this Agreement, the Authority and Atlantic agree to the following terms, representations, warranties, and covenants.
2. **Term:** This Agreement shall continue on a month to month basis and shall be effective until terminated by either party on not less than 60 days advance written notice to the non-terminating party (the "Term").
3. **Parking Fees:** Parking Fees shall be specific fees promulgated by the Authority in a dated Overnight Parking Fee Schedule, which shall include all fees that may be charged to Transient Aircraft, including overnight, weekly, and monthly fees, if applicable. The Authority may change such fees from time to time only in writing pursuant to a newly dated Overnight Parking Fee Schedule, which shall be effective as soon thereafter as reasonably possible, but in no event more than 30 days from receipt of written notice by Atlantic ("Parking Fees"). In no event shall Atlantic be liable for any Parking Fees for which it has not received the notice required herein. The Parking Fees applicable on the Effective Date are as set forth on Schedule 1.
4. **Collection of Fees:** During the Term, Atlantic shall collect Parking Fees from operators of aircraft parked overnight on the Airport Transient Aircraft Ramps depicted on Schedule 2 which do not hold current lease/tiedown agreement with the Authority ("Transient Aircraft"). Each morning, Atlantic will inventory the Transient Aircraft and issue invoices to the operators the Transient Aircraft ("Aircraft Operator") upon or after their departure from the Airport. Notwithstanding anything to the contrary in this Agreement, Atlantic will use commercially reasonable efforts to collect the Parking Fees, however, Atlantic shall have no liability, financial or otherwise, should any Aircraft Operator fail to pay the Parking Fees or related costs, if any. Issuance of a dated invoice is presumptive evidence of Atlantic's commercially reasonable efforts to collect the Parking Fees and Atlantic shall have no further obligation to pursue payment, but shall forward any such unpaid invoices, and assign all rights for collection associated therewith, to the Authority along with its remittance and report set forth in Paragraph 6, below.
5. **Compensation:** Atlantic shall retain ten percent (10%) of all Parking Fees collected during the Term and the dollar-for-dollar credit card fees, wire transfer fees, and other banking fees it is charged related to the Aircraft Operators' payment of the Parking Fees to Atlantic as compensation ("Compensation") under this Agreement.

6. **Remittance and Reporting:** No later than the tenth (10<sup>th</sup>) day of each month during the Term, Atlantic shall deliver to the Authority (A) the Parking Fees collected during the preceding month, less the applicable Compensation; and (B) a corresponding report in a form mutually agreed upon by the parties. Reports generated by Atlantic in its ordinary course of business that support the collection of Parking Fees and retention of its Compensation shall be maintained for a period of two (2) years following the month of collection. During such period, the Authority has the right to audit such records at Atlantic's offices between the hours of 8 a.m. and 5 p.m. local time, Monday through Friday, upon at least 48 hours advance notice. An audit may occur no more than one time per 12-month period.

7. THE PARTIES AGREE THAT UNDER NO CIRCUMSTANCES SHALL ATLANTIC, ATLANTIC AVIATION FBO INC., OR THEIR RESPECTIVE DIRECT AND INDIRECT SUBSIDIARIES AND AFFILIATED COMPANIES UNDER COMMON CONTROL WITH ATLANTIC AVIATION FBO INC., BE LIABLE TO THE AUTHORITY OR THE AIRPORT FOR INDIRECT, INCIDENTAL, CONSEQUENTIAL, SPECIAL, PUNITIVE OR EXEMPLARY DAMAGES, WHETHER IN CONTRACT OR TORT (INCLUDING STRICT LIABILITY AND NEGLIGENCE), INCLUDING, BUT NOT LIMITED TO, DAMAGES FOR LOST PROFITS OR LOST OPPORTUNITY.

8. **Notice.** All notices which must be delivered to a party herein shall be sent via hand delivery, overnight courier, or certified U.S. mail, return receipt requested, as follows:

<b>To the Authority</b>	<b>To Atlantic</b>
Friedman Memorial Airport Authority Attn: Airport Manager 1616 Airport Circle Hailey, ID 83333 chris@ifllysun.com	Atlantic Aviation 2230 Aviation Drive Hailey, ID 83333 Attn: Brian Blackburn, General Mgr. Brian.Blackburn@AtlanticAviation.com

Notice shall be deemed received upon receipt if by hand delivery, the following business day if sent by overnight courier, and 5 business days following delivery to the U.S. Post Office if sent by certified U.S. mail, return receipt requested.

9. **Miscellaneous.**

9.1 This Agreement constitutes the entire agreement of the parties hereto and shall not be supplemented, amended or modified except by a written instrument duly executed by the parties hereto. Specifically, this Agreement supersedes and terminates the Agreement between the Authority and Atlantic dated October 1, 2002, as amended on November 1, 2010, regarding the collection of aircraft landing fees and parking fees.

9.2 This Agreement shall be governed by and construed in accordance with the laws of the jurisdiction where the Airport is located, without regard to its conflicts of laws rules.

9.3 This Agreement may be executed by electronic mail transmission with return receipt, in one or more counterparts, each of which shall be deemed an original, but all of which, taken together, shall constitute one and the same instrument.

9.4 The Authority and Atlantic hereby voluntarily submit themselves to the jurisdiction of the federal and state courts situated in the jurisdiction in which the Airport is located for the resolution of any

dispute arising under this Agreement, and the Authority and Atlantic expressly waive any defense or claim of inconvenient forum.

**IN WITNESS WHEREOF**, the Authority and Atlantic have executed or caused to be executed this Agreement as of the Effective Date.

**AUTHORITY:**

**Friedman Memorial Airport Authority**

By: \_\_\_\_\_  
Name: Jacob Greenberg  
Its: Chairman

**ATLANTIC:**

**Sun Valley Aviation, Inc. dba Atlantic Aviation**

By: \_\_\_\_\_  
Name: Louis T. Pepper  
Its: President and CEO

**SCHEDULE 1**

**Overnight Parking Fee Schedule**

**(see attached)**

**SUN Landing and Parking Fee Schedule - Effective February 13, 2020**

<i>Manufacturer</i>	<i>Model</i>	<i>MTOW</i>	<i>AAC</i>	<i>ADG</i>	<i>Landing Fee</i>	<i>Parking Fee</i>
Piaggio	Avanti I P180	10,810	B	I	\$29.73	\$87.50
Piaggio	Avanti II P180	12,050	B	I	\$33.14	\$87.50
BAC	111-500	104,500	C	III	\$459.80	\$400.00
Beech	1900D	17,120	B	II	\$47.08	\$87.50
Beech	Beechjet 400A	16,100	B	I	\$44.28	\$175.00
Beech	King Air 200	12,500	B	II	\$34.38	\$87.50
Beech	King Air 300	14,000	B	II	\$38.50	\$87.50
Beech	King Air 350	16,500	B	II	\$45.38	\$87.50
Beech	King Air C-90	10,485	B	II	\$28.83	\$87.50
Beech	King Air F-90	10,950	B	II	\$30.11	\$87.50
Beech	Starship	14,900	B	II	\$40.98	\$87.50
Beech	99 Airliner	11,300	B	I	\$31.08	\$87.50
Bombardier	Challenger 300	38,850	B	II	\$106.84	\$175.00
Bombardier	Challenger 350	40,600	C	II	\$146.16	\$175.00
Bombardier	Challenger 600	36,000	C	II	\$129.60	\$175.00
Bombardier	Challenger 601/603	42,100	C	II	\$151.56	\$175.00
Bombardier	Challenger 604	47,600	C	II	\$171.36	\$300.00
Bombardier	Challenger 605	48,200	C	II	\$173.52	\$300.00
Bombardier	Challenger 650	48,200	C	II	\$173.52	\$300.00
Bombardier	Challenger 800/850	52,999	C	II	\$190.80	\$300.00
Bombardier	Challenger 870	75,000	C	II	\$270.00	\$300.00
Bombardier	Challenger 890	84,500	C	III	\$371.80	\$400.00
Bombardier	Dash 8 Q400	64,700	B	III	\$284.68	\$300.00
Bombardier	CRJ 700 (Standard)	72,750	C	II	\$261.90	\$300.00
Bombardier	CRJ 900 (Standard)	80,500	C	III	\$354.20	\$400.00
Bombardier	Global 5000	92,500	B	III	\$407.00	\$400.00
Bombardier	Global 6000	99,500	B	III	\$437.80	\$400.00
Bombardier	Global Express	99,500	B	III	\$437.80	\$400.00
Bombardier	Global 7500	114,850	C	III	\$505.34	\$400.00
British Aerospace	Jetstream J-31	6,950	B	II	\$19.11	\$87.50
Britten-Norman	Islander	7,000	B	II	\$19.25	
Cessna	Caravan	8,000	A	II	\$22.00	\$75.00
Cessna	Citation I	11,850	B	I	\$32.59	\$115.00
Cessna	Citation II	14,800	B	II	\$40.70	\$115.00
Cessna	Bravo	14,800	B	II	\$40.70	\$115.00
Cessna	Citation II/SP	14,800	B	II	\$40.70	\$115.00
Cessna	Citation III/VI	22,000	C	II	\$79.20	\$175.00
Cessna	Citation V/Ultra	16,300	B	II	\$44.83	\$175.00
Cessna	Citation VII	23,000	C	II	\$82.80	\$175.00
Cessna	Citation X	36,100	B	II	\$99.28	\$175.00
Cessna	Citation M2/CJ1	10,700	B	I	\$29.43	\$115.00
Cessna	CJ2	12,300	B	II	\$33.83	\$115.00
Cessna	CJ3	13,870	B	II	\$38.14	\$115.00
Cessna	CJ4	17,110	B	II	\$47.05	\$175.00
Cessna	Citation Sovereign	30,300	B	II	\$83.33	\$175.00
Cessna	Citation Latitude	30,800	B	II	\$84.70	\$175.00
Cessna	340	6,025	B	I	\$16.57	\$87.50
Cessna	Conquest I/425	8,600	B	I	\$23.65	\$87.50
Cessna	Conquest II/441	9,850	B	II	\$27.09	\$87.50
Cessna	Encore	16,830	B	II	\$46.28	\$175.00
Cessna	Excel	20,000	B	II	\$55.00	\$175.00
Cessna	Mustang	8,645	B	I	\$23.77	\$115.00
Dassault	Falcon 10	18,740	B	I	\$51.54	\$175.00
Dassault	Falcon 20/200	28,660	B	II	\$78.82	\$175.00
Dassault	Falcon 2000	36,500	B	II	\$100.38	\$175.00
Dassault	Falcon 2000EX	42,400	B	II	\$116.60	\$175.00

Dassault	Falcon 50	40,780	B	II	\$112.15	\$175.00
Dassault	Falcon 7X	70,000	B	III	\$308.00	\$300.00
Dassault	Falcon 900EX	49,000	B	II	\$134.75	\$300.00
Dornier	328	34,524	B	II	\$94.94	\$175.00
Embraer	Brasilia	26,433	B	II	\$72.69	\$87.50
Embraer	ERJ-135ER	41,888	C	II	\$150.80	\$175.00
Embraer	ERJ-145ER	45,415	C	II	\$163.49	\$300.00
Embraer	ERJ-175	82,673	C	III	\$363.76	\$400.00
Embraer	Legacy 450	35,724	C	II	\$128.61	\$175.00
Embraer	Legacy 500	38,360	C	II	\$138.10	\$175.00
Embraer	Phenom 100	10,582	B	I	\$29.10	\$115.00
Embraer	Phenom 300	17,968	B	II	\$49.41	\$175.00
Epic LT	Epic LT	7,300	A	I	\$20.08	\$75.00
Fairchild	Merlin	13,230	B	I	\$36.38	\$87.50
Fairchild	Metro II	14,000	B	I	\$38.50	\$87.50
Fairchild	Metro III	14,500	B	II	\$39.88	\$87.50
Gulfstream	G100/Astra	24,650	C	II	\$88.74	\$175.00
Gulfstream	G 150	26,100	C	II	\$93.96	\$175.00
Gulfstream	G200	35,650	D	II	\$128.34	\$175.00
Gulfstream	I	36,000	B	II	\$99.00	\$87.50
Gulfstream	280	39,600	C	II	\$142.56	\$175.00
Gulfstream	II	64,800	C	II	\$233.28	\$300.00
Gulfstream	IIB	69,700	C	II	\$250.92	\$300.00
Gulfstream	III	69,700	C	II	\$250.92	\$300.00
Gulfstream	350	70,900	D	II	\$255.24	\$300.00
Gulfstream	G-IV (400,450)	74,600	D	II	\$268.56	\$300.00
Gulfstream	G-V (500, 550)	91,000	D	III	\$400.40	\$400.00
Gulfstream	G-VI (650)	99,600	D	III	\$438.24	\$400.00
Gulfstream	650ER	103,600	D	III	\$455.84	\$400.00
Honda	Honda Jet	10,701	B	I	\$29.43	\$115.00
Israel Aircraft	Westwind	20,700	C	I	\$74.52	\$175.00
Israel Aircraft	Westwind II	23,500	C	I	\$84.60	\$175.00
Quest	Kodiak	7,255	A	II	\$19.95	\$75.00
Lear	25	15,000	C	I	\$54.00	\$115.00
Lear	31	15,500	C	I	\$55.80	\$175.00
Lear	40	21,000	C	I	\$75.60	\$175.00
Lear	45	21,500	C	I	\$77.40	\$175.00
Lear	55	19,500	C	I	\$70.20	\$175.00
Lear	60	22,750	C	I	\$81.90	\$175.00
Lear	70	21,500	C	II	\$77.40	\$175.00
Lear	75	21,500	C	II	\$77.40	\$175.00
Lear	85	33,500	C	II	\$120.60	\$175.00
Lear	24	13,000	C	I	\$46.80	\$115.00
Lear	28/29	15,000	C	I	\$54.00	\$115.00
Lear	35/36	18,000	D	I	\$64.80	\$175.00
Lockheed	Jetstar	43,750	C	II	\$157.50	\$175.00
Mitsubishi	MU2 Marquise	11,575	B	I	\$31.83	\$87.50
Mitsubishi	MU2	10,470	B	I	\$28.79	\$87.50
Mitsubishi	Diamond	15,780	B	I	\$43.40	\$175.00
Pilatus	PC12	10,450	A	II	\$28.74	\$75.00
Piper	Navajo	6,000	A	I	\$16.50	
Piper	Cheyenne II	9,000	B	I	\$24.75	\$87.50
Piper	Cheyenne III/IV	11,200	B	I	\$30.80	\$87.50
Raytheon	Hawker 1000	31,100	B	I	\$85.53	\$175.00
Raytheon	Hawker 400	16,100	B	I	\$44.28	\$175.00
Raytheon	Hawker 4000	37,500	B	II	\$103.13	\$175.00
Raytheon	Hawker 600	25,000	C	I	\$90.00	\$175.00
Raytheon	Hawker 700	24,200	C	I	\$87.12	\$175.00
Raytheon	Hawker 800	28,000	C	II	\$100.80	\$175.00

Raytheon	Hawker 850XP	28,000	B	II	\$77.00	\$175.00
Raytheon	Hawker 900XP	28,000	B	II	\$77.00	\$175.00
Raytheon	Premier	12,500	B	I	\$34.38	\$115.00
Rockwell	Turbo Commander 690	10,250	B	I	\$28.19	\$87.50
Rockwell	Turbo Commander 840	10,325	B	I	\$28.39	\$87.50
Rockwell	Turbo Commander980/1000	11,200	B	I	\$30.80	\$87.50
SAAB	340B	29,002	B	II	\$79.76	\$87.50
SAAB	2000	50,265	B	III	\$221.17	\$87.50
Saberliner	40	19,612	B	I	\$53.93	\$175.00
Saberliner	60	20,172	B	I	\$55.47	\$175.00
Saberliner	65	24,000	B	II	\$66.00	\$175.00
Saberliner	75/80	23,300	B	I	\$64.08	\$175.00
Socata	TBM 700	6,578	A	I	\$18.09	\$75.00
Socata	TBM 850	7,394	A	I	\$20.33	\$75.00



**SCHEDULE 2**

Airport Transient Aircraft Ramps

(see attached)

**SOUTHWEST PARKING**

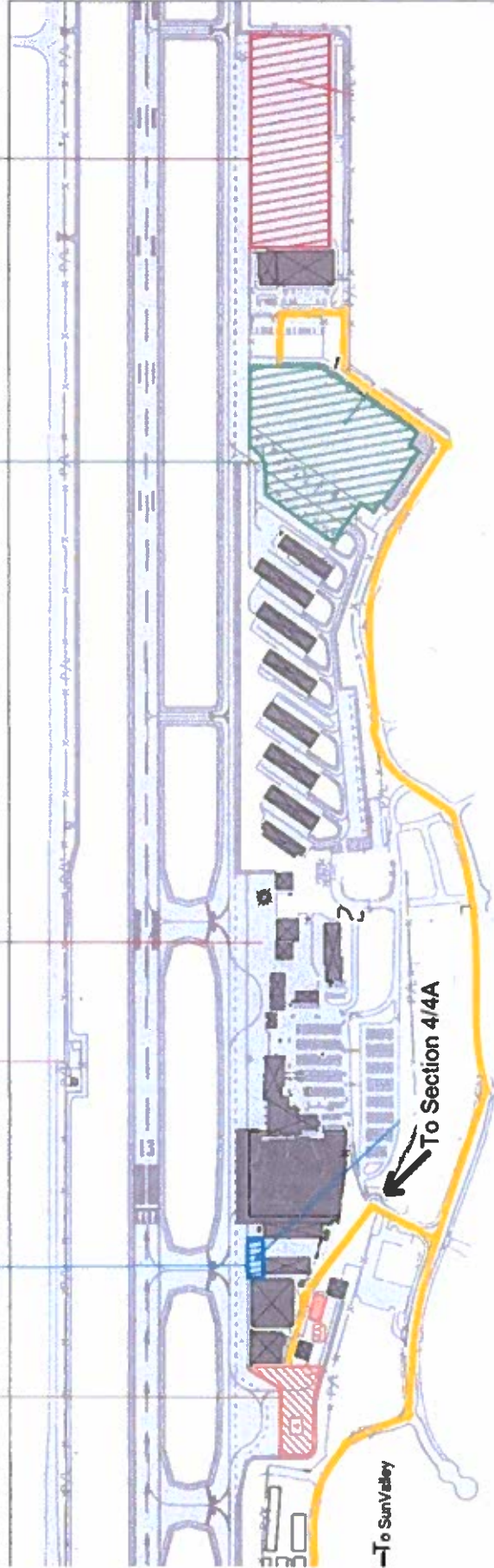
Section 4: 57,260 SF  
Area 4A: 5,275 SF

Section 3: 11,200 SF  
DIM: 70' x 160'

Tower

Section 2:  
Area: 308,425 SF

Section 1:  
DIM: 320' x 836'  
AREA: 267,200 SF



**T-O ENGINEERS**

CONSULTING ENGINEERS, SURVEYORS & PLANNERS

9777 CHINDEN BOULEVARD  
BOISE, IDAHO 83714-2006

PHONE: (208) 325-2288

FAX: (208) 325-8999

OFFICES ALSO IN:

COEUR D'ALENE, IDAHO  
NAIAPA, IDAHO

**FRIEDMAN MEMORIAL AIRPORT  
HAILEY, IDAHO  
APRON AREAS**



SCALE: 1" = 400'

## **OVERNIGHT PARKING FEE AGREEMENT**

This Overnight Parking Fee Agreement ("Agreement") is made and entered into as of July 7, 2020 ("Effective Date"), between Friedman Memorial Airport Authority (the "Authority") and Sun Valley Aviation, Inc. dba Atlantic Aviation ("Atlantic").

WHEREAS, the Authority currently operates Friedman Memorial Airport, a municipal airport located within the City of Hailey, Idaho (the "Airport"); and

WHEREAS, the Authority desires that Atlantic undertake, and Atlantic agrees to undertake, the collection of overnight parking fees owed by operators of Transient Aircraft (as defined below), in accordance with the terms of this Agreement.

NOW, THEREFORE, in consideration of the mutual covenants and promises made herein and other good and valuable consideration, the receipt and sufficiency of which is hereby acknowledged, and intending to be legally bound, the Authority and Atlantic agree as follows:

1. **Effective Date:** Upon the Effective Date of this Agreement, the Authority and Atlantic agree to the following terms, representations, warranties, and covenants.
2. **Term:** This Agreement shall continue on a month to month basis and shall be effective until terminated by either party on not less than 60 days advance written notice to the non-terminating party (the "Term").
3. **Parking Fees:** Parking Fees shall be specific fees promulgated by the Authority in a dated Overnight Parking Fee Schedule, which shall include all fees that may be charged to Transient Aircraft, including overnight, weekly, and monthly fees, if applicable. The Authority may change such fees from time to time only in writing pursuant to a newly dated Overnight Parking Fee Schedule, which shall be effective as soon thereafter as reasonably possible, but in no event more than 30 days from receipt of written notice by Atlantic ("Parking Fees"). In no event shall Atlantic be liable for any Parking Fees for which it has not received the notice required herein. The Parking Fees applicable on the Effective Date are as set forth on Schedule 1.
4. **Collection of Fees:** During the Term, Atlantic shall collect Parking Fees from operators of aircraft parked overnight on the Airport Transient Aircraft Ramps depicted on Schedule 2 which do not hold current lease/tiedown agreement with the Authority ("Transient Aircraft"). Each morning, Atlantic will inventory the Transient Aircraft and issue invoices to the operators the Transient Aircraft ("Aircraft Operator") upon or after their departure from the Airport. Notwithstanding anything to the contrary in this Agreement, Atlantic will use commercially reasonable efforts to collect the Parking Fees, however, Atlantic shall have no liability, financial or otherwise, should any Aircraft Operator fail to pay the Parking Fees or related costs, if any. Issuance of a dated invoice is presumptive evidence of Atlantic's commercially reasonable efforts to collect the Parking Fees and Atlantic shall have no further obligation to pursue payment, but shall forward any such unpaid invoices, and assign all rights for collection associated therewith, to the Authority along with its remittance and report set forth in Paragraph 6, below.
5. **Compensation:** Atlantic shall retain ten percent (10%) of all Parking Fees collected during the Term and the dollar-for-dollar credit card fees, wire transfer fees, and other banking fees it is charged related to the Aircraft Operators' payment of the Parking Fees to Atlantic as compensation ("Compensation") under this Agreement.

6. **Remittance and Reporting:** No later than the tenth (10<sup>th</sup>) day of each month during the Term, Atlantic shall deliver to the Authority (A) the Parking Fees collected during the preceding month, less the applicable Compensation; and (B) a corresponding report in a form mutually agreed upon by the parties. Reports generated by Atlantic in its ordinary course of business that support the collection of Parking Fees and retention of its Compensation shall be maintained for a period of two (2) years following the month of collection. During such period, the Authority has the right to audit such records at Atlantic's offices between the hours of 8 a.m. and 5 p.m. local time, Monday through Friday, upon at least 48 hours advance notice. An audit may occur no more than one time per 12-month period.

7. THE PARTIES AGREE THAT UNDER NO CIRCUMSTANCES SHALL ATLANTIC, ATLANTIC AVIATION FBO INC., OR THEIR RESPECTIVE DIRECT AND INDIRECT SUBSIDIARIES AND AFFILIATED COMPANIES UNDER COMMON CONTROL WITH ATLANTIC AVIATION FBO INC., BE LIABLE TO THE AUTHORITY OR THE AIRPORT FOR INDIRECT, INCIDENTAL, CONSEQUENTIAL, SPECIAL, PUNITIVE OR EXEMPLARY DAMAGES, WHETHER IN CONTRACT OR TORT (INCLUDING STRICT LIABILITY AND NEGLIGENCE), INCLUDING, BUT NOT LIMITED TO, DAMAGES FOR LOST PROFITS OR LOST OPPORTUNITY.

8. **Notice.** All notices which must be delivered to a party herein shall be sent via hand delivery, overnight courier, or certified U.S. mail, return receipt requested, as follows:

<b>To the Authority</b>	<b>To Atlantic</b>
Friedman Memorial Airport Authority Attn: Airport Manager 1616 Airport Circle Hailey, ID 83333 chris@iflysun.com	Atlantic Aviation 2230 Aviation Drive Hailey, ID 83333 Attn: Brian Blackburn, General Mgr. Brian.Blackburn@AtlanticAviation.com

Notice shall be deemed received upon receipt if by hand delivery, the following business day if sent by overnight courier, and 5 business days following delivery to the U.S. Post Office if sent by certified U.S. mail, return receipt requested.

9. **Miscellaneous.**

9.1 This Agreement constitutes the entire agreement of the parties hereto and shall not be supplemented, amended or modified except by a written instrument duly executed by the parties hereto. Specifically, this Agreement supersedes and terminates the Agreement between the Authority and Atlantic dated October 1, 2002, as amended on November 1, 2010, regarding the collection of aircraft landing fees and parking fees.

9.2 This Agreement shall be governed by and construed in accordance with the laws of the jurisdiction where the Airport is located, without regard to its conflicts of laws rules.

9.3 This Agreement may be executed by electronic mail transmission with return receipt, in one or more counterparts, each of which shall be deemed an original, but all of which, taken together, shall constitute one and the same instrument.

9.4 The Authority and Atlantic hereby voluntarily submit themselves to the jurisdiction of the federal and state courts situated in the jurisdiction in which the Airport is located for the resolution of any

dispute arising under this Agreement, and the Authority and Atlantic expressly waive any defense or claim of inconvenient forum.

**IN WITNESS WHEREOF**, the Authority and Atlantic have executed or caused to be executed this Agreement as of the Effective Date.

**AUTHORITY:**

**Friedman Memorial Airport Authority**

By: \_\_\_\_\_  
Name: Jacob Greenberg  
Its: Chairman

**ATLANTIC:**

**Sun Valley Aviation, Inc. dba Atlantic Aviation**

By: \_\_\_\_\_  
Name: Louis T. Pepper  
Its: President and CEO

**SCHEDULE 1**

**Overnight Parking Fee Schedule**

**(see attached)**

**SUN Landing and Parking Fee Schedule - Effective February 13, 2020**

<i>Manufacturer</i>	<i>Model</i>	<i>MTOW</i>	<i>AAC</i>	<i>ADG</i>	<i>Landing Fee</i>	<i>Parking Fee</i>
Piaggio	Avanti I P180	10,810	B	I	\$29.73	\$87.50
Piaggio	Avanti II P180	12,050	B	I	\$33.14	\$87.50
BAC	111-500	104,500	C	III	\$459.80	\$400.00
Beech	1900D	17,120	B	II	\$47.08	\$87.50
Beech	Beechjet 400A	16,100	B	I	\$44.28	\$175.00
Beech	King Air 200	12,500	B	II	\$34.38	\$87.50
Beech	King Air 300	14,000	B	II	\$38.50	\$87.50
Beech	King Air 350	16,500	B	II	\$45.38	\$87.50
Beech	King Air C-90	10,485	B	II	\$28.83	\$87.50
Beech	King Air F-90	10,950	B	II	\$30.11	\$87.50
Beech	Starship	14,900	B	II	\$40.98	\$87.50
Beech	99 Airliner	11,300	B	I	\$31.08	\$87.50
Bombardier	Challenger 300	38,850	B	II	\$106.84	\$175.00
Bombardier	Challenger 350	40,600	C	II	\$146.16	\$175.00
Bombardier	Challenger 600	36,000	C	II	\$129.60	\$175.00
Bombardier	Challenger 601/603	42,100	C	II	\$151.56	\$175.00
Bombardier	Challenger 604	47,600	C	II	\$171.36	\$300.00
Bombardier	Challenger 605	48,200	C	II	\$173.52	\$300.00
Bombardier	Challenger 650	48,200	C	II	\$173.52	\$300.00
Bombardier	Challenger 800/850	52,999	C	II	\$190.80	\$300.00
Bombardier	Challenger 870	75,000	C	II	\$270.00	\$300.00
Bombardier	Challenger 890	84,500	C	III	\$371.80	\$400.00
Bombardier	Dash 8 Q400	64,700	B	III	\$284.68	\$300.00
Bombardier	CRJ 700 (Standard)	72,750	C	II	\$261.90	\$300.00
Bombardier	CRJ 900 (Standard)	80,500	C	III	\$354.20	\$400.00
Bombardier	Global 5000	92,500	B	III	\$407.00	\$400.00
Bombardier	Global 6000	99,500	B	III	\$437.80	\$400.00
Bombardier	Global Express	99,500	B	III	\$437.80	\$400.00
Bombardier	Global 7500	114,850	C	III	\$505.34	\$400.00
British Aerospace	Jetstream J-31	6,950	B	II	\$19.11	\$87.50
Britten-Norman	Islander	7,000	B	II	\$19.25	
Cessna	Caravan	8,000	A	II	\$22.00	\$75.00
Cessna	Citation I	11,850	B	I	\$32.59	\$115.00
Cessna	Citation II	14,800	B	II	\$40.70	\$115.00
Cessna	Bravo	14,800	B	II	\$40.70	\$115.00
Cessna	Citation II/SP	14,800	B	II	\$40.70	\$115.00
Cessna	Citation III/VI	22,000	C	II	\$79.20	\$175.00
Cessna	Citation V/Ultra	16,300	B	II	\$44.83	\$175.00
Cessna	Citation VII	23,000	C	II	\$82.80	\$175.00
Cessna	Citation X	36,100	B	II	\$99.28	\$175.00
Cessna	Citation M2/CJ1	10,700	B	I	\$29.43	\$115.00
Cessna	CJ2	12,300	B	II	\$33.83	\$115.00
Cessna	CJ3	13,870	B	II	\$38.14	\$115.00
Cessna	CJ4	17,110	B	II	\$47.05	\$175.00
Cessna	Citation Sovereign	30,300	B	II	\$83.33	\$175.00
Cessna	Citation Latitude	30,800	B	II	\$84.70	\$175.00
Cessna	340	6,025	B	I	\$16.57	\$87.50
Cessna	Conquest I/425	8,600	B	I	\$23.65	\$87.50
Cessna	Conquest II/441	9,850	B	II	\$27.09	\$87.50
Cessna	Encore	16,830	B	II	\$46.28	\$175.00
Cessna	Excel	20,000	B	II	\$55.00	\$175.00
Cessna	Mustang	8,645	B	I	\$23.77	\$115.00
Dassault	Falcon 10	18,740	B	I	\$51.54	\$175.00
Dassault	Falcon 20/200	28,660	B	II	\$78.82	\$175.00
Dassault	Falcon 2000	36,500	B	II	\$100.38	\$175.00
Dassault	Falcon 2000EX	42,400	B	II	\$116.60	\$175.00



Dassault	Falcon 50	40,780	B	II	\$112.15	\$175.00
Dassault	Falcon 7X	70,000	B	III	\$308.00	\$300.00
Dassault	Falcon 900EX	49,000	B	II	\$134.75	\$300.00
Dornier	328	34,524	B	II	\$94.94	\$175.00
Embraer	Brasilia	26,433	B	II	\$72.69	\$87.50
Embraer	ERJ-135ER	41,888	C	II	\$150.80	\$175.00
Embraer	ERJ-145ER	45,415	C	II	\$163.49	\$300.00
Embraer	ERJ-175	82,673	C	III	\$363.76	\$400.00
Embraer	Legacy 450	35,724	C	II	\$128.61	\$175.00
Embraer	Legacy 500	38,360	C	II	\$138.10	\$175.00
Embraer	Phenom 100	10,582	B	I	\$29.10	\$115.00
Embraer	Phenom 300	17,968	B	II	\$49.41	\$175.00
Epic LT	Epic LT	7,300	A	I	\$20.08	\$75.00
Fairchild	Merlin	13,230	B	I	\$36.38	\$87.50
Fairchild	Metro II	14,000	B	I	\$38.50	\$87.50
Fairchild	Metro III	14,500	B	II	\$39.88	\$87.50
Gulfstream	G100/Astra	24,650	C	II	\$88.74	\$175.00
Gulfstream	G 150	26,100	C	II	\$93.96	\$175.00
Gulfstream	G200	35,650	D	II	\$128.34	\$175.00
Gulfstream	I	36,000	B	II	\$99.00	\$87.50
Gulfstream	280	39,600	C	II	\$142.56	\$175.00
Gulfstream	II	64,800	C	II	\$233.28	\$300.00
Gulfstream	IIB	69,700	C	II	\$250.92	\$300.00
Gulfstream	III	69,700	C	II	\$250.92	\$300.00
Gulfstream	350	70,900	D	II	\$255.24	\$300.00
Gulfstream	G-IV (400,450)	74,600	D	II	\$268.56	\$300.00
Gulfstream	G-V (500, 550)	91,000	D	III	\$400.40	\$400.00
Gulfstream	G-VI (650)	99,600	D	III	\$438.24	\$400.00
Gulfstream	650ER	103,600	D	III	\$455.84	\$400.00
Honda	Honda Jet	10,701	B	I	\$29.43	\$115.00
Israel Aircraft	Westwind	20,700	C	I	\$74.52	\$175.00
Israel Aircraft	Westwind II	23,500	C	I	\$84.60	\$175.00
Quest	Kodiak	7,255	A	II	\$19.95	\$75.00
Lear	25	15,000	C	I	\$54.00	\$115.00
Lear	31	15,500	C	I	\$55.80	\$175.00
Lear	40	21,000	C	I	\$75.60	\$175.00
Lear	45	21,500	C	I	\$77.40	\$175.00
Lear	55	19,500	C	I	\$70.20	\$175.00
Lear	60	22,750	C	I	\$81.90	\$175.00
Lear	70	21,500	C	II	\$77.40	\$175.00
Lear	75	21,500	C	II	\$77.40	\$175.00
Lear	85	33,500	C	II	\$120.60	\$175.00
Lear	24	13,000	C	I	\$46.80	\$115.00
Lear	28/29	15,000	C	I	\$54.00	\$115.00
Lear	35/36	18,000	D	I	\$64.80	\$175.00
Lockheed	Jetstar	43,750	C	II	\$157.50	\$175.00
Mitsubishi	MU2 Marquise	11,575	B	I	\$31.83	\$87.50
Mitsubishi	MU2	10,470	B	I	\$28.79	\$87.50
Mitsubishi	Diamond	15,780	B	I	\$43.40	\$175.00
Pilatus	PC12	10,450	A	II	\$28.74	\$75.00
Piper	Navajo	6,000	A	I	\$16.50	
Piper	Cheyenne II	9,000	B	I	\$24.75	\$87.50
Piper	Cheyenne III/IV	11,200	B	I	\$30.80	\$87.50
Raytheon	Hawker 1000	31,100	B	I	\$85.53	\$175.00
Raytheon	Hawker 400	16,100	B	I	\$44.28	\$175.00
Raytheon	Hawker 4000	37,500	B	II	\$103.13	\$175.00
Raytheon	Hawker 600	25,000	C	I	\$90.00	\$175.00
Raytheon	Hawker 700	24,200	C	I	\$87.12	\$175.00
Raytheon	Hawker 800	28,000	C	II	\$100.80	\$175.00



Raytheon	Hawker 850XP	28,000	B	II	\$77.00	\$175.00
Raytheon	Hawker 900XP	28,000	B	II	\$77.00	\$175.00
Raytheon	Premier	12,500	B	I	\$34.38	\$115.00
Rockwell	Turbo Commander 690	10,250	B	I	\$28.19	\$87.50
Rockwell	Turbo Commander 840	10,325	B	I	\$28.39	\$87.50
Rockwell	Turbo Commander980/1000	11,200	B	I	\$30.80	\$87.50
SAAB	340B	29,002	B	II	\$79.76	\$87.50
SAAB	2000	50,265	B	III	\$221.17	\$87.50
Saberliner	40	19,612	B	I	\$53.93	\$175.00
Saberliner	60	20,172	B	I	\$55.47	\$175.00
Saberliner	65	24,000	B	II	\$66.00	\$175.00
Saberliner	75/80	23,300	B	I	\$64.08	\$175.00
Socata	TBM 700	6,578	A	I	\$18.09	\$75.00
Socata	TBM 850	7,394	A	I	\$20.33	\$75.00

**SCHEDULE 2**

**Airport Transient Aircraft Ramps**

**(see attached)**

**SOUTHWEST PARKING**

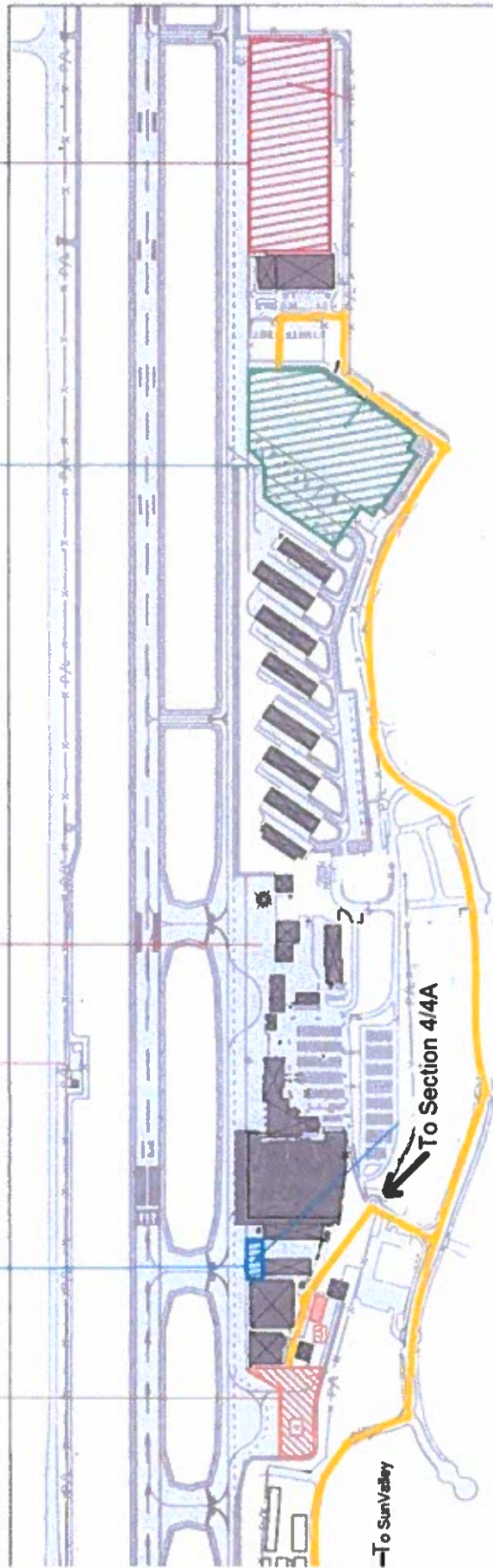
Section 4: 57,260 SF  
Area 4A: 5,275 SF

Section 3: 11,200 SF  
DIM: 70' x 160'

Tower

Section 2:  
Area: 308,425 SF

Section 1:  
DIM: 320' x 836'  
AREA: 267,200 SF

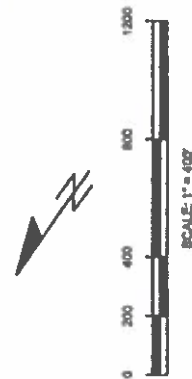


CONSULTING ENGINEERS, SURVEYORS & PLANNERS  
9777 CHINDEN BOULEVARD  
BOISE, IDAHO 83714-2008

PHONE: (208) 325-2288 FAX: (208) 888-8888

OFFICES ALSO IN  
COEUR D'ALENE, IDAHO  
NAUPEA, IDAHO

**FRIEDMAN MEMORIAL AIRPORT  
HAILEY, IDAHO  
APRON AREAS**



Friedman Memorial Airport FY 2021 Budget - Combined										
FY '18			FY '19		FY '20			FY '21		Notes
Oct '17 - Mar 18	Year End		Oct '18 - Mar '19	Year End	Oct '19 - Mar '20	Budget	Budget Remaining	% Remaining	Proposed Budget	
REVENUE										
4000-00 · AIRCARRIER										
4000-01 · Aircarrier - Lease Space	42,260.58	84,520.96	49,162.94	345,860.42	177,229.07	350,000.00	172,770.93	49.36%	350,000.00	0.00% New Lease in FY '19
4000-02 · Aircarrier - Landing Fees	96,793.69	200,923.43	106,163.95	208,985.09	114,699.11	200,000.00	85,300.89	42.65%	118,000.00	-41.00%
4000-03 · Aircarrier - Gate Fees	600.00	1,200.00	0.00	0.00	180.00	0.00	(180.00)	0.00%	0.00	0.00% Included in lease space fees
4000-04 · Aircarrier - Utility Fees	15,304.68	27,577.84	180.00	360.00	0.00	0.00	0.00	0.00%	0.00	0.00% Included in lease space fees
4010-07 · Aircarrier - '14 PFC Application	180,751.73	370,751.70	187,830.10	411,321.10	205,341.80	395,000.00	189,658.20	48.02%	316,500.00	-19.87%
Total 4000-00 · AIRCARRIER	335,710.68	684,973.93	343,336.99	966,526.61	497,449.98	945,000.00	447,550.02	47.36%	784,500.00	-16.98%
4020-00 · TERMINAL AUTO PARKING REVENUE										
4020-01 · Automobile Parking - Terminal	169,119.49	413,690.09	239,183.00	500,053.00	248,734.45	525,000.00	276,265.55	52.62%	266,000.00	-49.33%
Total 4020-00 · TERMINAL AUTO PARKING REVENUE	169,119.49	413,690.09	239,183.00	500,053.00	248,734.45	525,000.00	276,265.55	52.62%	266,000.00	-49.33%
4030-00 · AUTO RENTAL REVENUE										
4030-01 · Automobile Rental - Commission	260,845.85	563,681.96	280,130.77	606,415.92	302,940.37	575,000.00	272,059.63	47.32%	303,600.00	-47.20%
4030-02 · Automobile Rental - Counter	13,704.48	27,408.96	14,146.56	28,293.12	14,514.96	29,100.00	14,585.04	50.12%	29,900.00	2.75% CPI Increase
4030-03 · Automobile Rental - Auto Prkng	46,812.36	77,146.22	51,132.00	81,264.00	31,101.00	108,000.00	76,899.00	71.20%	85,000.00	-21.30% CPI Increase
4030-04 · Automobile Rental - Utilities	1,080.36	1,944.18	916.11	1,860.30	977.19	2,500.00	1,522.81	60.91%	2,000.00	-20.00%
Total 4030-00 · AUTO RENTAL REVENUE	322,443.05	670,181.32	346,325.44	717,833.34	349,533.52	714,600.00	365,066.48	51.09%	420,500.00	-41.16%
4040-00 · TERMINAL CONCESSION REVENUE										
4040-01 · Terminal Shops - Commission	0.00	5,117.77	5,538.63	11,835.55	5,779.42	10,000.00	4,220.58	42.21%	5,000.00	-50.00% 5% of gross
4040-02 · Terminal Shops - Lease Space	0.00	0.00	0.00	0.00	977.18	0.00	(977.18)	0.00%	0.00	0.00%
4040-03 · Terminal Shops - Utility Fees	471.98	914.47	961.12	1,905.30	0.00	0.00	0.00	0.00%	2,000.00	0.00%
4040-10 · Advertising - Commission	24,935.05	50,202.62	23,023.15	40,763.80	20,816.90	52,000.00	31,183.10	59.97%	25,000.00	-51.92%
4040-11 · Vending Machines - Commission	10,511.53	16,926.08	7,098.27	11,236.86	4,691.97	15,000.00	10,308.03	68.72%	5,000.00	-66.67%
4040-12 · Terminal ATM	269.50	659.50	600.00	1,050.00	450.00	900.00	450.00	50.00%	1,000.00	11.11%
Total 4040-00 · TERMINAL CONCESSION REVENUE	36,188.06	73,820.44	37,221.17	66,791.51	32,715.47	77,900.00	45,184.53	58.00%	38,000.00	-51.22%
4050-00 · FBO REVENUE										
4050-01 · FBO - Lease Space	77,572.19	154,491.31	78,955.58	157,911.16	80,950.80	159,900.00	78,949.20	49.37%	167,000.00	4.44% FBO Lease, Fuel Farm & FHA Unit #3
4050-02 · FBO - Tiedown Fees	97,675.86	418,850.61	106,636.95	421,400.19	92,413.14	410,000.00	317,586.86	77.46%	205,000.00	-50.00% Revenue amt. impacted by increased storage in maint. Hangar/Ricondo Scenerio #1
4050-03 · FBO - Landing Fees - Trans.	155,659.20	352,746.05	157,295.49	360,490.86	177,552.12	360,000.00	182,447.88	50.68%	90,000.00	-75.00% See Acct. 4070-01 - New collection contract with Vector Airport Systems
4050-04 · FBO - Commission	12,896.46	24,748.30	16,422.57	28,433.53	16,252.87	25,000.00	8,747.13	34.99%	7,100.00	-71.60%
4050-07 · FBO - Misc.	0.00	10,117.20	0.00	4,265.00	0.00	0.00	0.00	0.00%	0.00	0.00% Airspace Consultant cost share with Atlantic
Total 4050-00 · FBO REVENUE	343,803.71	960,953.47	359,310.59	972,500.74	367,168.93	954,900.00	587,731.07	61.55%	469,100.00	-50.87%
4060-00 · FUEL FLOWAGE REVENUE										
4060-01 · Fuel Flowage - FBO	158,943.45	350,472.54	171,588.99	363,004.38	175,839.78	365,000.00	189,160.22	51.83%	181,500.00	-50.27% Ricondo Scenerio #1
Total 4060-00 · FUEL FLOWAGE REVENUE	158,943.45	350,472.54	171,588.99	363,004.38	175,839.78	365,000.00	189,160.22	51.83%	181,500.00	-50.27%
4070-00 · TRANSIENT LANDING FEES REVENUE										
4070-01 · Landing Fees - Transient	0.00	0.00	0.00	0.00	0.00	0.00	0.00	0.00%	180,000.00	0.00% Vector Airport Systems - Gross Collection less 13% collection fee/Ricondo Scenerio #1
4070-02 · Landing Fees - Non-Comm./Gov't	218.82	1,462.07	218.82	218.82	328.23	200.00	(128.23)	-64.12%	200.00	0.00%
Total 4070-00 · TRANSIENT LANDING FEES REVENUE	218.82	1,462.07	218.82	218.82	328.23	200.00	(128.23)	-64.12%	180,200.00	0.00%
4080-00 · HANGAR REVENUE										
4080-01 · Hangar - Land Lease	237,790.00	494,710.46	300,389.94	606,686.34	314,098.48	673,815.00	359,716.52	53.39%	682,000.00	1.22%
4080-02 · Hangar/Trans. Fee - Land Lease	3,143.00	12,507.50	8,197.50	14,160.00	7,857.50	8,000.00	142.50	1.78%	0.00	100.00%
4080-03 · Hangar/Utilities (E8, 11, 24)	0.00	0.00	0.00	0.00	0.00	0.00	0.00	0.00%	1,500.00	0.00%
4080-05 · Hangar Rental - FMA Owned	6,650.70	4,150.70	17,266.08	32,754.84	16,106.26	32,625.00	16,518.74	50.63%	30,000.00	-8.05% E-11(A), E-11(B)
Total 4080-00 · HANGAR REVENUE	247,583.70	511,368.66	325,853.52	653,601.18	338,062.24	714,440.00	376,377.76	52.68%	713,500.00	-0.13%
4090-00 · TIEDOWN PERMIT FEES REVENUE										
4090-01 · Tiedown Permit Fees (FMA)	9,083.00	9,906.23	11,971.59	12,370.37	15,183.47	12,000.00	(3,183.47)	-26.53%	20,000.00	66.67% Based on rate and demand increase - limited spaces
Total 4090-00 · TIEDOWN PERMIT FEES REVENUE	9,083.00	9,906.23	11,971.59	12,370.37	15,183.47	12,000.00	(3,183.47)	-26.53%	20,000.00	66.67%
4100-00 · POSTAL CARGO REVENUE										
4100-01 · Cargo Carriers - Landing Fees	5,016.54	10,204.35	5,392.03	10,878.56	8,317.43	10,500.00	2,182.57	20.79%	10,500.00	0.00%
4100-02 · Postal Cargo - Tiedown	2,970.00	3,596.99	2,970.00	2,970.00	3,588.75	3,000.00	(588.75)	-19.63%	3,000.00	0.00%
Total 4100-00 · POSTAL CARGO REVENUE	7,986.54	13,801.34	8,362.03	13,848.56	11,906.18	13,500.00	1,593.82	11.81%	13,500.00	0.00%
4110-00 · MISCELLANEOUS REVENUE										
4110-01 · Misc. Revenue	41.94	444.16	17,780.86	22,818.45	112.66	5,000.00	4,887.34	97.75%	5,000.00	100.00%
4110-05 · Misc. Incident/Accident	0.00	0.00	8.65	0.00	511.08	0.00	(511.08)	0.00%	0.00	0.00%
4110-09 · Misc. Expense Reimbursement	0.00	4,127.28	0.00	8.65	0.00	0.00	0.00	0.00%	0.00	0.00%
Total 4110-00 · MISCELLANEOUS REVENUE	41.94	4,571.44	17,789.51	22,827.10	623.74	5,000.00	4,376.26	87.53%	5,000.00	0.00%
4120-00 · GROUND TRANSP. PERMIT REVENUE										
4120-01 · Ground Transportation Permit	18,300.00	19,900.00	19,000.00	22,500.00	19,660.00	20,000.00	340.00	1.70%	20,000.00	0.00%
4120-02 · GTSP - Trip Fee	2,080.00	4,620.00	2,580.00	5,100.00	2,520.00	5,000.00	2,480.00	49.60%	0.00	-100.00%
Total 4120-00 · GROUND TRANSP. PERMIT REVENUE	20,380.00	24,520.00	21,580.00	27,600.00	22,180.00	25,000.00	2,820.00	11.28%	20,000.00	-20.00%
4400-00 · TSA/SECURITY										
4400-02 · Terminal Lease	20,182.50	40,365.00	20,182.50	40,365.00	20,182.50	40,380.00	20,197.50	50.02%	40,365.00	-0.04% CPI not included in this lease
4400-03 · Security Prox. Cards	27,550.00	35,640.00	25,560.00	36,110.00	24,140.00	30,000.00	5,860.00	19.53%	36,000.00	20.00%
Total 4400-00 · TSA/SECURITY	47,732.50	76,005.00	45,742.50	76,475.00	44,322.50	70,380.00	26,057.50	37.02%	76,365.00	8.50%
4500-00 · IDAHO STATE GRANT PROGRAM REV.										
4500-18 · SUN-18	0.00	0.00	25,000.00	25,000.00	0.00	0.00	0.00	0.00%	0.00	0.00% Completed
4500-19 · SUN-19	0.00	0.00	15,000.00	15,000.00	0.00	0.00	0.00	0.00%	0.00	0.00% Completed
4500-20 · SUN-20	0.00	0.00	0.00	0.00	0.00	0.00	0.00	0.00%	0.00	0.00% Completed
4500-21 · SUN-21	0.00	0.00	0.00	0.00	15,000.00	15,000.00	0.00	0.00%	15,000.00	0.00%
Total 4500-00 · IDAHO STATE GRANT PROGRAM REV.	0.00	0.00	40,000.00	40,000.00	15,000.00	15,000.00	0.00	0.00%	15,000.00	0.00%

Friedman Memorial Airport FY 2021 Budget - Combined											
	FY '18		FY '19		FY '20			% Remaining	FY '21	% Change from	Notes
	Oct '17 - Mar 18	Year End	Oct '18 - Mar '19	Year End	Oct '19 - Mar '20	Budget	Budget Remaining		Proposed Budget		
4510-00 · SMALL COMMUNITY AIR SERV. GRANT											
4510-01 - Small Community Air Service Grant 2013	0.00	500,000.00	0.00	0.00	0.00	0.00	0.00	0.00%	0.00	0.00%	Completed
4510-02 - Small Community Air Service Grant 2016	299,465.27	171,562.52	0.00	0.00	0.00	0.00	0.00	0.00%	0.00	0.00%	Completed
Total 4510-00 · SMALL COMMUNITY AIR SERV. GRANT	299,465.27	671,562.52	0.00	0.00	0.00	0.00	0.00	0.00%	0.00	0.00%	
4600-00 · INTEREST REVENUE											
4520-01 · Interest Revenue - General	15,605.57	41,747.23	27,270.52	44,499.38	15,134.82	45,000.00	29,865.18	66.37%	20,000.00	-55.56%	
4520-07 · Interest Revenue - '14 PFC	8.39	16.50	44.95	88.50	20.22	0.00	(20.22)	0.00%	0.00	0.00%	
4520-08 · Finance Fee Rev.	6.70	171.74	12.18	3.92	0.00	0.00	0.00	0.00%	0.00	0.00%	
Total 4600-00 · INTEREST REVENUE	15,620.66	41,935.47	27,327.65	44,591.80	15,155.04	45,000.00	29,844.96	66.32%	20,000.00	-55.56%	
4742-00 · AIP 42											
Expand Aircarrier Apron -(phase 1 - Design)											Completed
4742-01 · AIP '42 Air Carrier Apron	0.00	0.00	25,566.99	25,566.99	0.00	0.00	0.00	0.00%	0.00	0.00%	
Total 4742-00 · AIP 42	0.00	0.00	25,566.99	25,566.99	0.00	0.00	0.00	0.00%	0.00	0.00%	
4743-00 · AIP 43											
Rehabilitate R/W 13/31 (maintenance), Acquire SRE (loader mounted snow blow and snow plow); Apron Expansion (north terminal) (Phase 2 - construction)											Completed
4743-01 · AIP '43	396,418.17	1,912,661.70	330,959.26	359,052.41	9,675.05	0.00	(9,675.05)	0.00%	0.00	0.00%	
Total 4743-00 · AIP 43	396,418.17	1,912,661.70	330,959.26	359,052.41	9,675.05	0.00	(9,675.05)	0.00%	0.00	0.00%	
4744-00 · AIP 44											
Conduct Environmental Study (RP2)											Completed
4744-01 · AIP '44	20,779.85	22,893.53	5,552.25	12,357.93	0.00	0.00	0.00	0.00%	0.00	0.00%	
Total 4744-00	20,779.85	22,893.53	5,552.25	12,357.93	0.00	0.00	0.00	0.00%	0.00	0.00%	
4745-00 · AIP 45											
Expand Apron (north terminal apron)											Completed
4745-01 · AIP '45	0.00	154,473.02	503,143.10	505,093.10	1,763.88	0.00	1,387,481.90	0.00%	0.00	0.00%	
Total 4745-00 · AIP 45	0.00	154,473.02	503,143.10	505,093.10	1,763.88	0.00	1,387,481.90	0.00%	0.00	0.00%	
4746-00 · AIP 46											
Acquire ARFF Vehicle (Phase 1 - design), Acquire SRE (high speed broom -											Completed
4746-01 · AIP '46	0.00	16,432.90	12,838.14	60,469.36	2,659.55	0.00	(2,659.55)	0.00%	0.00	0.00%	
Total 4746-00 · AIP 46	0.00	16,432.90	12,838.14	60,469.36	2,659.55	0.00	(2,659.55)	0.00%	0.00	0.00%	
4747-00 · AIP 47											
Acquire SRE Broom Ph 2, Acquire ARFF Vehicle Ph 2, Obstruction	0.00	0.00	278.43	62,858.60	519,435.38	1,866,046.88	1,346,611.50	72.16%	0.00	-100.00%	
Total 4747-00 · AIP 47	0.00	0.00	278.43	62,858.60	519,435.38	1,866,046.88	1,346,611.50	72.16%	0.00	-100.00%	
4748-00 · AIP 48											
Acquire Land for Approaches (65 acres)	0.00	0.00	494,024.30	515,504.28	1,770,240.16	984,375.00	(785,865.16)	-79.83%	0.00	-100.00%	Completed
Total 4748-00 · AIP 48	0.00	0.00	494,024.30	515,504.28	1,770,240.16	984,375.00	(785,865.16)	-79.83%	0.00	-100.00%	
4749-00 · AIP 49											
Airport Pavement Maintenance, SRE Equipment Acquisition											
4749-01 · AIP '49 - Eligible	0.00	0.00	0.00	0.00	0.00	0.00	0.00	0.00%	0.00	0.00%	To be completed FY '20
Total 4749-00 · AIP 49	0.00	0.00	0.00	0.00	0.00	0.00	0.00	0.00%	0.00	0.00%	
4750-00 · AIP '50											
7450-01 · AIP '50- Eligible - Terminal Area Plan (TAP)	0.00	0.00	0.00	0.00	0.00	0.00	0.00	0.00%	30,000.00	0.00%	Terminal Area Plan (TAP)
Total 4750-00 · AIP 50	0.00	0.00	0.00	0.00	0.00	0.00	0.00	0.00%	30,000.00	0.00%	
4751-00 · AIP 51											
4751-00 · AIP '51 - EA Approach Protection	0.00	0.00	0.00	0.00	0.00	0.00	0.00	0.00%	160,000.00	0.00%	EA Approach Protection \$212,101
Total 4751-00 · AIP 51	0.00	0.00	0.00	0.00	0.00	0.00	0.00	0.00%	160,000.00	0.00%	
47**-00 · AIP **											
47**-00 · AIP '** - Rehabilitate Runway, Taxiway and Apron (Design)	0.00	0.00	0.00	0.00	0.00	0.00	0.00	0.00%	562,500.00	0.00%	Rehabilitate Runway, Taxiway and Apron (Design)
Total 47**-00 · AIP **	0.00	0.00	0.00	0.00	0.00	0.00	0.00	0.00%	562,500.00	0.00%	
TOTAL REVENUE	2,431,518.89	6,615,685.67	3,368,174.27	6,019,145.08	4,437,977.55	7,333,341.88	4,284,610.11	490.77%	3,815,665.00	-460.36%	
"A" EXPENSES											
5000-00 · A EXPENDITURES											
5000-01 · Salaries - Airport Manager	73,391.07	147,576.99	76,388.82	154,021.86	78,538.77	157,560.58	79,021.81	50.15%	158,371.33	0.52%	
5010-00 · Salaries -Contracts/Finance Adm	52,600.62	105,807.06	67,211.64	140,388.35	71,378.31	113,010.33	41,632.02	36.84%	115,274.00	2.00%	
5010-01 · Salaries - Office Assist.	108,893.98	215,258.09	116,883.73	171,170.78	60,842.36	205,000.00	144,157.64	70.32%	122,803.20	-40.10%	
5010-02 · Salaries - Public Information Officer	0.00	0.00	0.00	0.00	0.00	0.00	0.00	0.00%	0.00	0.00%	
5010-03 · Salaries - Airport Business Coordinator	0.00	0.00	0.00	0.00	0.00	0.00	0.00	0.00%	68,494.04	0.00%	
5020-00 · Salaries - ARFF/OPS Manager	50,806.14	104,075.78	57,854.89	115,731.82	57,172.91	109,402.57	52,229.66	47.74%	113,859.20	4.07%	
5030-00 · Salaries - ARFF/OPS Specialist	201,327.46	412,348.18	223,088.04	447,137.06	231,658.33	448,641.01	216,982.68	48.36%	456,040.00	1.65%	
5040-00 · Salaries-ASC/Sp.Prjct./Ex. Assi	40,490.79	81,781.05	43,303.44	87,495.84	46,291.22	84,166.98	37,875.76	45.00%	87,568.00	4.04%	
5050-00 · Salaries - Seasonal Snow Removal	24,412.00	22,236.00	20,268.00	20,268.00	36,373.00	55,000.00	18,627.00	33.87%	55,000.00	0.00%	
5050-01 · Salaries - Seasonal - Arpt. Host	3,626.00	3,626.00	3,814.00	4,582.75	5,137.50	5,000.00	(137.50)	-2.75%	5,000.00	0.00%	
5050-02 · Salaries - Salary Adjustment/Merit	0.00	0.00	0.00	0.00	0.00	44,623.92	44,623.92	100.00%	0.00	-100.00%	
5060-01 · Overtime - General	0.00	0.00	0.00	0.00	29,037.38	2,000.00	(27,037.38)	-1351.87%	2,000.00	0.00%	
5060-02 · Overtime - Snow Removal	8,850.11	15,596.55	55,467.35	58,852.68	0.00	45,000.00	45,000.00	100.00%	45,000.00	0.00%	
5060-04 · OT - Security	0.00	0.00	0.00	0.00	0.00	5,000.00	5,000.00	100.00%	5,000.00	0.00%	
5070-05 · Compensated Absenses Accrued	0.00	0.00	0.00	35,653.99	0.00	0.00	0.00	0.00%	0.00	0.00%	
5100-00 · Retirement	62,323.33	125,470.97	73,689.73	133,144.22	69,147.39	140,973.71	71,826.32	50.95%	143,000.00	1.44%	
5110-00 · Social Security/Medicare	40,926.12	81,078.90	47,930.43	87,414.18	43,615.87	92,889.65	49,273.78	53.05%	98,352.00	5.88%	
5120-00 · Life Insurance	1,044.11	1,808.96	821.19	1,273.59	633.36	2,000.00	1,366.64	68.33%	2,000.00	0.00%	
5130-00 · Medical Insurance	94,023.20	195,486.68	85,491.14	193,248.31	97,691.50	220,500.00	122,808.50	55.70%	256,640.00	16.39%	Estimates a 10% increase
5160-00 · Workman's Compensation	13,466.00	13,389.50	17,010.00	16,634.50	16,400.00	20,000.00	3,600.00	18.00%	20,000.00	0.00%	No anticipated increase at this time.



Friedman Memorial Airport FY 2021 Budget - Combined											
	FY '18		FY '19		FY '20			% Remaining	FY '21		Notes
	Oct '17 - Mar 18	Year End	Oct '18 - Mar '19	Year End	Oct '19 - Mar '20	Budget	Budget Remaining		Proposed Budget	% Change from	
5170-00 · Unemployment Claims	121.32	518.54	961.88	961.88	559.48	0.00	(559.48)	0.00%	0.00	0.00%	Not budgeted
TOTAL "A" EXPENDITURES	776,302.25	1,526,059.25	890,184.28	1,667,979.81	844,477.38	1,750,768.75	906,291.37	51.77%	1,754,401.77	0.21%	
"B" EXPENSES - ADMINISTRATIVE											
6000-00 · TRAVEL EXPENSE											
6000-01 · Travel - Conference/Project Expenses	2,165.35	10,205.42	11,598.82	27,985.14	4,373.31	37,400.00	33,026.69	88.31%	37,400.00	0.00%	SLC FAA Center, Washington DC, FAA/MAMA, NWAAAE, AAAE, FAA ANM, IAMA, USCTA
Total 6000-00 · TRAVEL EXPENSE	2,165.35	10,205.42	11,598.82	27,985.14	4,373.31	37,400.00	33,026.69	88.31%	37,400.00	0.00%	
6010-00 · SUPPLIES/EQUIPMENT EXPENSE											
6010-01 · Supplies - Office	5,458.33	8,199.15	5,684.63	7,960.82	2,497.64	11,000.00	8,502.36	77.29%	8,000.00	-27.27%	
6010-02 · Supplies - Parking	0.00	0.00	161.02	1,083.51	536.04	0.00	(536.04)	0.00%	1,000.00	0.00%	
6010-03 · Supplies - Computer	2,833.43	5,297.13	8,287.77	10,353.59	49.58	13,000.00	12,950.42	99.62%	6,000.00	-53.85%	
Total 6010-00 · SUPPLIES/EQUIPMENT EXPENSE	8,291.76	13,496.28	14,133.42	19,397.92	3,083.26	24,000.00	20,916.74	87.15%	15,000.00	-37.50%	
6020-00 · INSURANCE											
6020-01 · Insurance - Liability	14,200.00	14,200.00	25,346.00	50,692.00	53,257.00	55,000.00	1,743.00	3.17%	55,920.00	1.67%	Quote received 5/14/20
6020-02 · Insurance - Public Officials	24,850.00	24,850.00	0.00	0.00	0.00	0.00	0.00	0.00%	0.00	0.00%	
6020-03 · Insurance-Bldg/Unlic.Veh./Prop	11,150.00	11,150.00	0.00	0.00	0.00	0.00	0.00	0.00%	0.00	0.00%	
Total 6020-00 · INSURANCE	50,200.00	50,200.00	25,346.00	50,692.00	53,257.00	55,000.00	1,743.00	3.17%	55,920.00	1.67%	
6030-00 · UTILITIES											
6030-01 · Utilities - Gas/Terminal	10,008.00	19,010.97	7,050.01	14,100.01	7,050.00	20,000.00	12,950.00	64.75%	18,000.00	-10.00%	
6030-02 · Utilities - Gas/AOB & Cold Storage	5,058.77	8,359.10	2,406.00	4,476.00	1,902.00	9,500.00	7,598.00	79.98%	8,500.00	-10.53%	
6030-03 · Utilities - Elect./Runway&PAPI	4,157.12	7,108.32	3,489.90	5,837.85	3,055.24	8,200.00	5,144.76	62.74%	6,500.00	-20.73%	
6030-04 · Utilities - Elec./AOB & Cold Storage	4,093.18	8,547.10	3,902.13	8,056.20	3,941.52	9,500.00	5,558.48	58.51%	8,500.00	-10.53%	
6030-05 · Utilities - Electric/Terminal	21,609.46	42,826.93	32,040.33	54,748.26	29,572.90	50,000.00	20,427.10	40.85%	50,000.00	0.00%	
6030-06 · Utilities - Telephone	7,756.90	15,786.14	9,125.01	16,875.06	9,561.07	16,500.00	6,938.93	42.05%	16,000.00	-3.03%	Verizon est. (\$7,200/yr), Century Link est. (\$9K/yr)
6030-07 · Utilities - Water	647.54	6,239.30	1,469.12	8,933.48	1,279.20	20,000.00	18,720.80	93.60%	18,000.00	-10.00%	Additional water usage due to increased landscaping
6030-08 · Utilities - Garbage Removal	3,963.95	9,086.57	7,408.41	13,890.43	6,584.57	12,000.00	5,415.43	45.13%	14,500.00	20.83%	Shred-It (\$1,030/yr)
6030-09 · Utilities - Sewer	2,002.98	4,045.80	2,042.82	4,021.42	2,206.13	4,000.00	1,793.87	44.85%	4,100.00	2.50%	
6030-11 · Utilities - Electric/Tower	3,505.88	5,643.80	3,335.38	5,410.19	3,366.24	6,500.00	3,133.76	48.21%	5,500.00	-15.39%	
6030-12 · Utilities - Elec./Brdfrd. Hghl	246.57	391.40	248.41	387.24	210.81	500.00	289.19	57.84%	500.00	0.00%	
6030-13 · Utilities - Elec. - Exit Booth	0.00	88.05	1,598.40	2,250.19	1,296.84	3,000.00	1,703.16	56.77%	2,500.00	100.00%	
6030-15 · Utilities - Elec/AWOS	1,960.49	3,422.22	2,219.29	3,645.22	2,419.05	3,500.00	1,080.95	30.88%	4,000.00	14.29%	
6030-16 · Utilities - Elec. Wind Cone	63.29	680.10	61.24	115.32	63.18	150.00	86.82	57.88%	150.00	0.00%	
6030-17 · Utilities - Elec./Gas - Hangar	2,510.19	3,731.11	1,923.30	3,314.16	1,825.58	4,000.00	2,174.42	54.36%	3,500.00	-12.50%	
6030-18 · Utilities - Lubricant Waste Disposal	302.64	(2,643.67)	0.00	0.00	305.00	500.00	195.00	39.00%	500.00	0.00%	
Total 6030-00 · UTILITIES	67,886.96	132,323.24	78,319.75	146,061.03	74,639.33	167,850.00	93,210.67	55.53%	160,750.00	-4.23%	
6040-00 · SERVICE PROVIDER											
6040-01 · Service Provider - General	0.00	0.00	0.00	0.00	0.00	0.00	0.00	0.00%	0.00	0.00%	
6040-02 · Service Provider - Term. Services	2,485.56	4,286.00	2,263.03	4,501.56	6,739.82	7,500.00	760.18	10.14%	5,631.00	-24.92%	OAG Flight View(\$231.08/mo) Mood Media Music & TV (\$117/mo) DTN \$1,428/yr)
6040-03 · Service Provider - AOB Services	24,287.95	48,882.88	29,955.55	56,139.94	34,055.06	44,400.00	10,344.94	23.30%	52,000.00	17.12%	Docuware Everbank (\$1489.51/mo), OAG FIDS/Website (\$264.08/mo), LogMeIn-TT (\$1540/yr), Microsoft Online-TT (\$259/mo), Network Solutions-TT (\$300/yr), Soniclear (395/yr), Syringa (\$995/mo), Quickbooks (\$3,590.60/yr), Constant Contact (\$50/mo), Go Daddy (\$50/ mo)
6040-04 · Service Provider - Operations	14,069.36	14,069.36	13,350.00	13,350.00	13,350.00	16,000.00	2,650.00	16.56%	15,996.00	-0.03%	SSI Drivers Training (\$9,850/yr),Gatekeeper - Part 139 App. (\$3,500/yr), DTN (\$1,296/yr.), GA Driver's Training (\$1,350/yr)
Total 6040-00 · SERVICE PROVIDER	40,842.87	67,238.24	45,568.58	73,991.50	54,144.88	67,900.00	13,755.12	20.26%	73,627.00	8.43%	
6050-00 · PROFESSIONAL SERVICES											
6050-01 · Professional Services - Legal	24,151.30	55,296.70	16,803.60	49,644.60	29,446.00	50,000.00	20,554.00	41.11%	60,000.00	20.00%	Lawson, Laski, Clark (\$256/hr)
6050-02 · Professional Services - Audit/Finance	61,307.74	95,610.28	40,137.81	52,820.22	33,310.73	47,000.00	13,689.27	29.13%	50,000.00	6.38%	Accounting Services (\$15K) and Audit (\$25K)
6050-03 · Professional Services - Engineer	12,441.25	50,960.17	8,603.25	14,288.15	7,810.72	25,000.00	17,189.28	68.76%	25,000.00	0.00%	T-O Gen. Eng. Serv. \$25K
6050-04 · Professional Services - Human Resources	0.00	0.00	0.00	0.00	0.00	0.00	0.00	0.00%	20,000.00	0.00%	Valerie Davis - Calex-Weaver
6050-05 · Professional Services - Gen.	10,314.17	16,040.97	14,802.80	33,788.30	16,445.70	10,000.00	(6,445.70)	-64.46%	10,000.00	0.00%	C. Johnson Parking Lot Management Auditing \$10K
6050-07 · Professional Services - Architect	0.00	0.00	0.00	0.00	0.00	0.00	0.00	0.00%	0.00	0.00%	
6050-10 · Prof. Svcs.-IT/Comp. Support	5,625.73	12,456.98	11,576.25	18,783.00	4,775.75	15,000.00	10,224.25	68.16%	15,000.00	0.00%	
6050-12 · Prof. Serv.-Planning - Air Service	0.00	30.00	1,281.25	2,612.75	615.00	8,000.00	7,385.00	92.31%	7,000.00	-12.50%	M&H Air Fare Monitoring/General Air Service (\$8K)
6050-13 · Prof. Serv.-Website Design & Maintenance	932.66	1,750.66	1,025.00	1,697.76	2,169.14	4,000.00	1,830.86	45.77%	4,000.00	0.00%	360 Design / Glick & Fray
6050-15 · Profesional Services - Comm Coord/Outreach	6,708.30	26,916.27	600.00	2,596.50	3,170.30	37,000.00	33,829.70	91.43%	42,000.00	13.51%	360 Design / Glick & Fray
6050-17 · Profesional Services - Airspace Consulting	9,976.96	16,177.92	11,878.60	34,754.10	31,438.00	90,000.00	58,562.00	65.07%	25,000.00	-72.22%	JvAction
6050-18 · Profesional Services - Approach Maintenance & Misc. Serv	0.00	0.00	0.00	0.00	0.00	0.00	0.00	0.00%	30,000.00	0.00%	Flight Tech
6050-19 · Profesional Services - ATCT Relocation	0.00	0.00	5,210.00	21,432.98	0.00	30,000.00	30,000.00	100.00%	30,000.00	0.00%	ATCT Relocation Consulting (\$30K)
Total 6050-00 · PROFESSIONAL SERVICES	131,458.11	275,239.95	111,918.56	232,418.36	129,181.34	316,000.00	186,818.66	59.12%	318,000.00	0.63%	
6060-00 · MAINTENANCE-OFFICE EQUIPMENT											
6060-01 · Maint.-Office Equip./Gen.	0.00	0.00	0.00	17.36	0.00	0.00	0.00	0.00%	0.00	0.00%	
6060-04 · Maintenance - Copier	1,059.19	1,944.54	836.45	1,906.93	950.01	2,000.00	1,049.99	52.50%	2,000.00	0.00%	Fisher's Tech (\$2K)
6060-05 · Maintenance - Phone	1,215.00	1,215.00	1,215.00	1,215.00	1,215.00	1,250.00	35.00	2.80%	1,300.00	4.00%	DataTel (\$1,215)
Total 6060-00 · MAINTENANCE-OFFICE EQUIPMENT	2,274.19	3,159.54	2,051.45	3,139.29	2,165.01	3,250.00	1,084.99	33.38%	3,300.00	1.54%	
6070-00 · RENT/LEASE OFFICE EQUIPMENT											
6070-02 · Rent/Lease - Postage Meter	604.65	1,189.95	565.95	1,390.23	585.30	1,200.00	614.70	51.23%	1,200.00	0.00%	Pitney Bowes \$1,170.60

Friedman Memorial Airport FY 2021 Budget - Combined												
	FY '18		FY '19		FY '20			% Remaining	FY '21		% Change from	Notes
	Oct '17 - Mar 18	Year End	Oct '18 - Mar '19	Year End	Oct '19 - Mar '20	Budget	Budget Remaining		Proposed Budget			
6100-02 · Education/Training - OPS	4,888.41	6,828.78	4,185.22	6,608.69	4,930.36	15,000.00	10,069.64	67.13%	15,000.00	0.00%	ASOS, Climatech, Snow Symposium	
6100-03 · Education/Training - ARFF	8,895.75	12,464.25	12,785.47	17,231.94	10,193.22	18,000.00	7,806.78	43.37%	14,500.00	-19.44%	Increase due to SLC training center closing and need to travel, and Airport Operations/ARFF Training	
6100-04 · Education/Training - Trienn. Drill	0.00	0.00	0.00	1,303.29	765.00	7,500.00	6,735.00	89.80%	0.00	100.00%	Not scheduled for FY '21	
6100-06 · Education - Security	0.00	0.00	1,614.24	1,309.03	0.00	3,000.00	3,000.00	100.00%	3,000.00	0.00%		
6100-08 · Education/Training - HFD Coop.	0.00	799.50	0.00	0.00	0.00	5,000.00	5,000.00	100.00%	5,000.00	0.00%	Cooperative training with HFD	
Total 6100-00 · EDUCATION/TRAINING	13,784.16	20,727.53	18,584.93	30,613.95	18,854.53	63,500.00	44,645.47	70.31%	52,500.00	-17.32%		
6101-00 · PUBLIC OUTREACH/COMMUNICATIONS												
6101-01 · Public Outr/Comm - Publications/Sponsorships	668.34	12,647.62	16,721.93	28,670.04	16,108.19	33,000.00	16,891.81	51.19%	35,000.00	6.06%	Ads/Communications, General Outreach, Newsletter, SM, Blog; Hailey Ice \$700, Names & Numbers (\$584), Magic Lantern (\$4,200) Idaho Mountain Express (\$5K)-split between 6080-04 and 6101-01, Big Life (\$2,990), Mountain Rides (\$3,500), SV Mag (\$3,700), Sponsorships	
6101-02 · Public Outr/Comm - Noise Abatement	0.00	120.00	0.00	0.00	0.00	500.00	500.00	100.00%	500.00	0.00%		
6101-03 · Public Outr/Comm - SAAC	4,054.69	6,576.04	3,574.00	6,294.95	1,945.52	8,000.00	6,054.48	75.68%	10,000.00	25.00%	SUN Airport Art installation, brochures, receptions, call for artists	
Total 6101-00 · PUBLIC OUTREACH/COMMUNICATIONS	4,723.03	19,343.66	20,295.93	34,964.99	18,053.71	41,500.00	23,446.29	56.50%	45,500.00	9.64%		
6110-00 · CONTRACTS												
6110-01 · Contracts - General	0.00	0.00	0.00	0.00	0.00	1,000.00	1,000.00	100.00%	0.00	-100.00%		
6110-02 · Contracts - FMAA	21,000.00	42,000.00	21,000.00	42,000.00	21,000.00	42,000.00	21,000.00	50.00%	42,000.00	0.00%	FMAA Board Member Compensation	
6110-03 · Contracts - FBO/Aircraft Parking Fee Collection	29,400.00	58,800.00	29,400.00	58,800.00	24,500.00	58,900.00	34,400.00	58.40%	50,000.00	-15.11%	Atlantic Aviation collection agreement for tiedown	
6110-08 · Contracts - Eccles Tree Lights	0.00	10,000.00	7,500.00	7,500.00	0.00	0.00	0.00	0.00%	0.00	0.00%		
6110-16 · Contracts - Prkg Mngt Fee/Ops	9,268.27	164,943.90	179,233.86	340,226.54	147,994.70	165,000.00	17,005.30	10.31%	165,000.00	0.00%		
6110-17 · Contracts - Landing Fee Equipment Maintenace	0.00	0.00	0.00	0.00	0.00	0.00	0.00	0.00%	15,000.00	0.00%	Vector Airport Systems	
Total 6110-00 · CONTRACTS	59,668.27	275,743.90	237,133.86	448,526.54	193,494.70	266,900.00	73,405.30	27.50%	272,000.00	1.91%		
6130-00 · MISCELLANEOUS EXPENSES												
6130-01 · Misc. - General	23,286.12	34,283.94	12,204.11	14,039.45	8,546.99	15,000.00	6,453.01	43.02%	15,000.00	0.00%	Meeting Supplies/Refreshments, Snow Removal staff meals	
6130-19 · COVID-19	0.00	0.00	0.00	0.00	47,696.28	0.00	(47,696.28)	0.00%	0.00	0.00%		
6140-00 · Bank Fees	638.92	157.20	7,554.10	17,613.28	10,925.02	16,000.00	5,074.98	31.72%	20,000.00	25.00%		
6140-01 · Merchant Fees	0.00	0.00	0.00	0.00	48.43	0.00	(48.43)	0.00%	0.00	0.00%		
6150-01 · Interest Exp - Prkg. Lot Equip	808.65	5,229.65	3,664.08	6,545.35	2,071.63	6,600.00	4,528.37	68.61%	0.00	-100.00%		
Total 6130-00 · MISCELLANEOUS EXPENSES	24,733.69	39,670.79	23,422.29	38,198.08	69,288.35	37,600.00	(31,688.35)	-84.28%	35,000.00	-6.92%		
6400-00 · DOT/SCASGP												
6400-01 · DOT/SCASGP	299,465.27	671,562.52	0.00	0.00	0.00	0.00	0.00	0.00%	0.00	0.00%	Completed	
6400-02 ·DOT/SCASGP - FMAA	5,065.80	10,058.09	0.00	2.93	0.00	0.00	0.00	0.00%	0.00	0.00%	Completed	
Total 6400-00 · DOT/SCASGP	304,531.07	681,620.61	0.00	2.93	0.00	0.00	0.00	0.00%	0.00	0.00%		
TOTAL "B" ADMINISTRATIVE EXPENSES	729,758.89	1,613,458.57	597,244.07	1,119,761.37	623,240.70	1,095,100.00	471,859.30	43.09%	1,083,197.00	-1.09%		
"B" EXPENSES - OPERATIONS												
6500-00 · SUPPLIES/EQUIPMENT- OPERATIONS												
6500-01 · Supplies/Equipment - General	2,517.40	4,917.74	4,334.47	6,038.44	1,834.59	5,000.00	3,165.41	63.31%	5,000.00	0.00%		
6500-02 · Supplies/Equipment - Tools	4,491.83	7,455.04	3,721.40	4,252.81	1,444.72	500.00	(944.72)	-188.94%	5,000.00	900.00%	Norco (\$327/yr), Plasma Cutter (\$3,500)	
6500-03 · Supplies/Equipment - Clothing	3,426.92	3,426.92	2,358.78	2,572.14	0.00	5,000.00	5,000.00	100.00%	5,000.00	0.00%		
6500-04 · Supplies/Equipment - Janitorial	8,908.70	18,895.49	10,158.04	20,136.00	14,840.43	20,000.00	5,159.57	25.80%	22,000.00	10.00%		
Total 6500-00 · SUPPLIES/EQUIPMENT - OPERATIONS	19,344.85	34,695.19	20,572.69	32,999.39	18,119.74	30,500.00	12,380.26	40.59%	37,000.00	21.31%		
6505-00 · EQUIP/VEHICLE-LEASE/RENTAL												
6505-01 · General	55,230.00	59,750.00	48,559.84	48,559.84	87,759.16	90,000.00	2,240.84	2.49%	90,000.00	0.00%	Loader -2 (\$80K), Skid Steer (\$10K)	
Total 6510-00 · EQUIP/VEHICLE-LEASE/RENTAL	55,230.00	59,750.00	48,559.84	48,559.84	87,759.16	90,000.00	2,240.84	2.49%	90,000.00	0.00%		
6510-00 · FUEL/LUBRICANTS												
6510-01 · General	0.00	4.48	0.00	0.00	185.50	2,000.00	1,814.50	90.73%	500.00	-75.00%		
6510-02 · Fuel	17,647.72	22,177.66	35,428.38	39,693.08	26,640.33	47,500.00	20,859.67	43.92%	50,000.00	5.26%	Additional Equipment/Personnel for snow removal	
6510-03 · Lubricants	0.00	1,081.62	1,374.90	1,374.90	1,015.25	6,600.00	5,584.75	84.62%	6,600.00	0.00%	Additional Equipment	
Total 6510-00 · FUEL/LUBRICANTS	17,647.72	23,263.76	36,803.28	41,067.98	27,841.08	56,100.00	28,258.92	50.37%	57,100.00	1.78%		
6520-00 · VEHICLES/MAINTENANCE												
6520-01 · R/M Equipment - General	881.42	997.34	3,230.61	7,607.99	9,224.28	8,000.00	(1,224.28)	-15.30%	9,000.00	12.50%	Hydrolic Hose Fittings, Cutting Edges, Electrical Hardware, Nuts & Bolts	
6520-06 · R/M Equip. '85 Ford Dump	0.00	674.33	262.81	240.87	1,266.60	500.00	(766.60)	-153.32%	2,500.00	400.00%	Tires (\$2K)	
6520-08 · R/M Equip. - '96 Tiger Tractor	136.51	1,350.85	1,375.83	1,253.17	37.15	6,400.00	6,362.85	99.42%	1,200.00	-81.25%	Possible Disposal	
6520-09 · R/M Equip. - '96 Oshkosh Swp.	489.16	489.16	415.39	1,795.94	34.97	3,350.00	3,315.03	98.96%	3,500.00	4.48%	Electrical/hyrolic repairs needed	
6520-17 · R/M Equip. '01 Case 921 Ldr.	584.84	584.84	0.00	633.06	1,639.94	2,200.00	560.06	25.46%	2,200.00	0.00%	Additional maintenance needs - aging equipment	
6520-18 · R/M Equip. - '97 Chevy Blazer	0.00	0.00	695.32	0.00	0.00	1,650.00	1,650.00	100.00%	1,650.00	0.00%		
6520-19 · R/M Equip. - '02 Ford F-150 Truck	0.00	509.78	3,794.46	941.28	112.75	1,200.00	1,087.25	90.60%	500.00	-58.33%	Possible Disposal	
6520-20 · R/M Equip. - '02 Kodiak Blower	8,908.82	8,908.82	9,222.73	4,416.93	897.96	900.00	2.04	0.23%	1,150.00	27.78%	Increased maintenance needs	
6520-25 · R/M Equip. - '04 Batts De-Ice	53.52	53.52	12,073.72	65.56	0.00	5,500.00	5,500.00	100.00%	6,000.00	9.09%	Upgrade Electronics (\$5,500)	
6520-28 · R/M Equip. - '06 Case 621 Loader	0.00	0.00	1,559.18	9,157.17	756.90	2,425.00	1,668.10	68.79%	2,500.00	3.09%		
6520-29 · R/M Equip. - '10 Wausau Broom/Plow	12,497.44	12,854.01	1,280.29	12,073.72	9,581.87	32,000.00	22,418.13	70.06%	15,500.00	-51.56%	Aging Equipment maint.\Broom Wafers (\$9K)	
6520-30 · R/M Equip. - '05 Ford F-350	6.98	2,891.53	127.98	1,659.18	829.71	9,400.00	8,570.29	91.17%	1,600.00	-82.98%		
6520-31 · R/M Equip. - '10 Oshkosh Blower	2,610.26	2,610.26	2,286.67	1,554.16	1,995.23	3,100.00	1,104.77	35.64%	3,500.00	12.90%		
6520-32 · R/M Equip. - '09 Mini Truck	4.77	4.77	1,053.73	163.97	282.07	200.00	(82.07)	-41.04%	350.00	75.00%		
6520-34 · R/M Equip. - '12 Case 921F Loader	77.72	378.93	0.00	2,286.67	6,107.54	2,300.00	(3,807.54)	-165.55%	2,500.00	8.70%		
6520-35 · R/M Equip. - '14 Ford Explorer	80.77	277.12	773.95	1,277.91	237.57	575.00	337.43					

Friedman Memorial Airport FY 2021 Budget - Combined											
	FY '18		FY '19		FY '20			% Remaining	FY '21		Notes
	Oct '17 - Mar 18	Year End	Oct '18 - Mar '19	Year End	Oct '19 - Mar '20	Budget	Budget Remaining		Proposed Budget	% Change from	
6520-48 · R/M Equip. - '18 New Holland Tractor	0.00	0.00	0.00	0.00	47.00	0.00	(47.00)	0.00%	0.00	0.00%	Wafers (\$9K)
6520-49 · R/M Equip. - '21 M-B SRE Combo	0.00	0.00	0.00	0.00	0.00	0.00	0.00	0.00%	0.00	0.00%	Wafers (\$9K)
Total 6520-00 · VEHICLES/MAINTENANCE	37,511.85	45,895.34	63,210.33	75,415.64	48,465.95	116,500.00	68,034.05	58.40%	110,250.00	-5.37%	
6530-00 · ARFF MAINTENANCE											
6530-01 · ARFF Maint. General/Supplies	9,701.11	10,938.82	1,817.55	2,822.18	1,172.01	10,000.00	8,827.99	88.28%	10,000.00	0.00%	Purple K (\$5K) Foam (\$5K)
6530-03 · ARFF Maint. - '87 Oshkosh	327.00	400.88	0.00	0.00	527.57	2,450.00	1,922.43	78.47%	2,500.00	2.04%	
6530-04 · ARFF Maint. - Radios	3,009.94	3,727.43	0.00	1,168.67	254.19	3,000.00	2,745.81	91.53%	1,500.00	-50.00%	
6530-05 · ARFF Maint. - '03 E-One	666.57	1,753.70	2,968.70	3,196.04	140.00	2,450.00	2,310.00	94.29%	2,500.00	2.04%	
6530-06 · ARFF Maint. - '20 Oshkosh Striker	0.00	0.00	0.00	0.00	0.00	0.00	0.00	0.00%	2,000.00	0.00%	
Total 6530-00 · ARFF MAINTENANCE	13,704.62	16,820.83	4,786.25	7,186.89	2,093.77	17,900.00	15,806.23	88.30%	18,500.00	3.35%	
6540-00 · REPAIRS/MAINTENANCE - BUILDING											
6540-01 · R/M Bldg. - General	99.50	99.50	509.00	509.00	1,026.54	2,000.00	973.46	48.67%	1,500.00	-25.00%	
6540-02 · R/M Bldg. - Terminal	34,975.56	82,110.52	53,529.52	96,051.38	43,004.75	95,000.00	51,995.25	54.73%	101,500.00	6.84%	Extinguisher testing; B&R Janitorial (\$50K), Clima-Tech (\$3K), Sentinel (\$420/yr), Snow Removal (Roof) (\$10K), New Siding (\$4K), COVID Cleaning \$6500
6540-03 · R/M Bldg. - Terminal Concession	2,422.30	2,789.74	766.01	778.37	859.14	2,500.00	1,640.86	65.63%	2,500.00	0.00%	
6540-04 · R/M Bldg. - Cold Storage	295.49	295.49	318.50	363.83	201.98	2,000.00	1,798.02	89.90%	2,000.00	0.00%	
6540-05 · R/M Bldg. - AOB/SHOP	9,006.79	15,153.28	5,584.21	9,513.32	5,214.10	20,000.00	14,785.90	73.93%	20,000.00	0.00%	Increased maintenance needs; Sentinel-Fire System (\$300/yr); B&R Janitorial (\$5,500)
6540-06 · R/M Bldg. - Hangars	8,331.64	14,829.61	439.27	502.73	0.00	2,500.00	2,500.00	100.00%	2,000.00	-20.00%	
6540-07 · R/M Bldg. - Tower	3,273.34	4,427.17	1,075.36	5,719.49	4,880.63	6,000.00	1,119.37	18.66%	7,000.00	16.67%	Increased maintenance needs/B&R Janitorial
6540-08 · R/M Bldg. - Parking Booth	228.92	1,831.87	747.24	747.24	120.00	1,450.00	1,330.00	91.72%	1,000.00	-31.03%	Sentinel-Ticket Booth (\$120/yr)
Total 6540-00 · REPAIRS/MAINTENANCE - BUILDING	58,633.54	121,537.18	62,969.11	114,185.36	55,307.14	131,450.00	76,142.86	57.93%	137,500.00	4.60%	
6550-00 · REPAIRS/MAINTENANCE - AIRSIDE											
6550-01 · R/M - General	599.91	1,639.15	1,234.76	15,639.42	1,237.57	5,000.00	3,762.43	75.25%	3,000.00	-40.00%	
6550-02 · R/M - Airfield/Runway	37,551.55	41,263.05	157,086.73	175,554.14	53,244.70	60,000.00	6,755.30	11.26%	60,000.00	0.00%	Snow Hauling (\$60K)
6550-02 · R/M - Airfield/Runway - Deice	0.00	0.00	0.00	0.00	0.00	120,000.00	0.00	0.00%	120,000.00	0.00%	
6550-04 · R/M - Lights	8,736.42	10,718.34	11,300.10	17,280.92	3,817.17	12,000.00	8,182.83	68.19%	10,500.00	-12.50%	
Total 6550-00 · REPAIRS/MAINTENANCE - AIRSIDE	46,887.88	53,620.54	169,621.59	208,474.48	58,299.44	197,000.00	18,700.56	9.49%	193,500.00	-1.78%	
6551-00 · REPAIRS/MAINTENANCE - LANDSIDE											
6551-01 · RM - General	0.00	0.00	0.00	959.40	0.00	2,500.00	2,500.00	100.00%	1,000.00	-60.00%	
6551-02 · RM - Parking Lot	2,331.44	4,544.84	3,333.37	5,410.24	4,696.34	8,000.00	3,303.66	41.30%	8,000.00	0.00%	
6551-03 · RM - Landscaping	895.50	10,202.85	997.07	10,647.44	2,750.93	10,000.00	7,249.07	72.49%	10,000.00	0.00%	Alpine Tree Svc (\$300/yr);, sprinkler repairs, start up/winterization, weed control
Total 6550-00 · REPAIRS/MAINTENANCE - LANDSIDE	3,226.94	14,747.69	4,330.44	17,017.08	7,447.27	20,500.00	13,052.73	63.67%	19,000.00	-7.32%	
6560-00 · SECURITY EXPENSE											
6560-01 · Security - General	3,586.80	8,646.83	4,656.54	7,887.42	957.95	11,500.00	10,542.05	91.67%	11,500.00	0.00%	Badging Supplies (\$4K), Transportation Security Clearing House (\$3,500/yr), Badging Office Workstation (\$2K), Badging Office 3M Scanner (\$2K)
6560-02 · Security - Law Enforcement Officer(LEO)	1,632.00	3,264.00	1,632.00	4,474.44	4,420.90	10,000.00	5,579.10	55.79%	10,000.00	0.00%	HPD LEO - Estimate based on 1010 hours @ \$25.00 per hour (seasonal part time position)
6560-03 · Security - Subscription License	19,185.00	48,670.00	35,832.00	82,392.00	30,525.00	62,685.00	32,160.00	51.30%	60,988.00	-2.71%	Apex/Lennel Access License (\$1,635/yr) Apex Lennel CCTV/Video Licensing (\$1,700/yr), Quantum (\$43,428 yr), SIDA Online Training (\$3,800 yr), FA Online Training (\$2,625/yr), Badging Office Software (\$3,000 yr), Security Appointment Scheduler (\$2,130/yr), Security Log Software - Application Enforcement (\$2,130/yr), GA Security Traning (\$2,625/yr), Sentinel Security (\$540/yr)
6560-04 · Security - Perim./Access/CCTV	6,759.73	10,907.69	8,034.18	19,494.14	2,523.32	17,600.00	15,076.68	85.66%	17,600.00	0.00%	CCTV Access Control sys. maint. (\$3,000K/yr), Terminal revolving door maint. (\$2,500K/yr), Perimeter Fence Maint. (\$3,000K/yr), Vehicle gate maintenance (\$3,000K/yr), Vehicle Gate Heat Mats (\$1,500K/yr), Perimeter Fence Sign Replacement (\$1,600K/yr), CCTV Camera Replacment/Maint. (\$3,000/yr)
6560-05 · Security - Professional Services	0.00	2,700.00	0.00	3,905.00	0.00	15,000.00	15,000.00	100.00%	15,400.00	2.67%	Prof. Serv. (\$5K), Quantum (\$5K), TSC Data Reconciliation (\$5,400/yr)
6560-06 · Security - Prof. Services IT	628.57	4,122.32	2,694.25	7,581.00	2,827.72	7,500.00	4,672.28	62.30%	11,800.00	57.33%	Prof. Serv. IT (\$7,500), Add. \$2,500 due to SAFE (HID) Support, Rapid Fire Tools (\$1,800/yr)
Total 6560-00 · SECURITY EXPENSE	31,792.10	78,310.84	52,848.97	125,734.00	41,254.89	124,285.00	83,030.11	66.81%	127,288.00	2.42%	
6570-00 · REPAIRS/MAINT.-AERONAUTICAL EQU											
6570-01 · R/M Aeronautical Equip - NDB/DME	5,643.40	9,761.80	4,118.40	8,236.80	4,147.64	10,000.00	5,852.36	58.52%	10,000.00	0.00%	DBT (\$8,240/yr)
6570-02 · R/M Aeronautical Equip. - Tower	4,206.06	11,087.06	2,059.20	7,544.39	2,974.08	8,000.00	5,025.92	62.82%	8,000.00	0.00%	Versafied - Tower Recording Maintenance (\$2,142/yr), DBT (\$4,120/yr);
6570-03 · R/M Aeron. Equip. - Switching System	0.00		0.00		0.00	0.00	0.00	0.00%	0.00	0.00%	
6570-04 · R/M Aeron. Equip. - AWOS/ATIS	4,118.40	8,236.80	4,118.40	8,497.75	4,118.40	10,000.00	5,881.60	58.82%	10,000.00	0.00%	DBT (AWOS \$8,236.80/yr)
6570-05 · R/M Aeron. Equip. - Aircraft Landing Cameras	0.00	0.00	0.00	0.00	0.00	0.00	0.00	0.00%	15,000.00	0.00%	
Total 6570-00 · REPAIRS/MAINT.-AERONAUTICAL EQU	13,967.86	29,085.66	10,296.00	24,278.94	11,240.12	28,000.00	16,759.88	59.86%	43,000.00	53.57%	
TOTAL "B" OPERATIONAL EXPENSES	297,947.36	477,727.03	473,998.50	694,919.60	357,828.56	812,235.00	334,406.44	41.17%	833,138.00	2.57%	
TOTAL "B" EXPENSES	1,027,706.25	2,091,185.60	1,071,242.57	1,814,680.97	981,069.26	1,907,335.00	806,265.74	42.27%	1,916,335.00	0.47%	
"C" EXPENSES											
7000-00 · MISC. CAPITAL EXPENDITURES											
7001-0* - Contingency	0.00	0.00	0.00	0.00	0.00	25,000.00	25,000.00	100.00%	0.00	-100.00%	
7001-01 - Land	0.00	0.00	0.00	0.00	0.00	0.00	0.00	0.00%	0.00	0.00%	
7001-02 - Buildings and Improvements	4,239.20	2,309.89	22,870.86	46,524.55	24,463.31	55,000.00	30,536.69	55.52%	0.00	-100.00%	
7001-03 - Airfield & General Improvements	0.00		0.00	0.00	0.00	15,000.00	15,000.00	100.00%	1,300,000.00	8566.67%	Construct Lower Lot (\$500K) and Reconstruct Upper Lot (\$800K)
7001-04 · Office Equipment	10,903.46	13,061.67	6,218.00	6,218.00	0.00	5,000.00	5,000.00	100.00%	0.00	-100.00%	
7001-05 - Maintenance Equipment/Vehicles	17,783.00	17,783.00	0.00	65,812.00	24,706.74	91,000.00	66,293.26	72.85%	536,200.00	489.23%	Loader Extension Boom (\$15K), Tractor Snow Blower Attachment (\$16K), Flat Bed for '17 F-350 (\$5,200), Deice Truck (\$500K)
7001-06 - Assessments/Plans/Studies	7,440.00	11,440.00	2,577.32	2,577.32	0.00	150,000.00	150,000.00	100.00%	90,000.00	-40.00%	Rates and Charges & Minimum Standards
7001-09 - Security Equipment	0.00	0.00	0.00	10,160.00	0.00	30,500.00	30,500.00	100.00%	10,000.00	-67.21%	CMS Software Upgrade (\$10K)
Total 7000-00 · MISC. CAPITAL EXPENDITURES	40,365.66	76,507.31	31,666.18	131,291.87	49,170.05	371,500.00	322,329.95	86.76%	1,936,200.00	421.18%	
7542-00 · AIP '42 EXPENSE - Air Carrier Apron											
Expand Aircarrier Apron -(phase 1 - Design)											
7542-01 · AIP '42- Eligible	0.00	0.00	0.00	3,893.25	0.00	0.00	0.00	0.00%	0.00	0.00%	
Total 7542-00 · AIP 42 EXPENSE	0.00	0.00	0.00	3,893.25	0.00	0.00	0.00	0.00%	0.00	0.00%	
7543-00 · AIP '43 EXPENSE - Air Carr. Apr.											
Rehabilitate R/W 13/31 (maintenance), Acquire SRE											
7543-01 · AIP '43 - Parking Lot/Apron Construction	145,989.75	1,793,247.84	365,065.63	395,031.68	(2,500.00)	0.00	2,500.00	0.00%	0.00	0.00%	
7543-02 · AIP '43- Non-Eligible - Parking Lot/Apron Const.	1,677.77	418,663.73	40,131.77	108,230.02	294.00	0.00	(294.00)	0.00%	0.00	0.00%	
7543-03 · AIP '43 - SRE Equipment	296,227.50	296,227.50	0.00	0.00	3,000.13	0.00	(3,000.13)	0.00%	0.00	0.00%	
7543-04 · AIP '43- RPZ Acq/Tree Removal	4,651.00	29,732.53	0.00	0.00	0.00	0.00	0.00	0.00%	0.00	0.00%	



