

**NOTICE OF A REGULAR MEETING OF
THE FRIEDMAN MEMORIAL AIRPORT AUTHORITY**

PLEASE TAKE NOTICE that a regular meeting of the Friedman Memorial Airport Authority shall be held Tuesday, September 1, 2020 at 5:30 p.m. at the **old Blaine County Courthouse Meeting Room** Hailey, Idaho. All matters shall be considered Joint Decision Matters unless otherwise noted. **This meeting is open to the public, but attendees are STRONGLY ENCOURAGED to attend by web access. Instructions below:**

Please join the meeting from your computer, tablet, or smartphone.

<https://global.gotomeeting.com/join/723981309>

You can also dial in using your phone.

United States: 1 (312) 757-3121

Dial In Access Code: 723-981-309

The proposed Agenda for the meeting is as follows:

**AGENDA
September 1, 2020**

- I. APPROVE AGENDA – ACTION ITEM**
- II. PUBLIC COMMENT (10 Minutes Allotted)**
- III. FRIEDMAN MEMORIAL AIRPORT AUTHORITY MEETING MINUTES OF:**
 - A. August 4, 2020 Regular Meeting – Motion to Approve – **Attachment #1 ACTION ITEM**
- IV. REPORTS**
 - A. Chairman Report
 - B. Blaine County Report
 - C. City of Hailey Report
 - D. Fly Sun Valley Alliance Report
 - E. Airport Manager Report
- V. AIRPORT STAFF BRIEF (5 Minutes Allotted)**
 - A. Noise Complaints in August
 - B. Profit & Loss, ATCT Traffic Operations Count and Enplanement Data – **Attachment #2 – #4**
 - C. Airport Commercial Flight Interruptions (unofficial)
 - D. Review Correspondence – **Attachment #5**
- VI. ACTION ITEMS (a vote may occur but is not required to be taken)**
 - A. NEW BUSINESS
 - 1. None
 - B. CONTINUING BUSINESS
 - 1. None
- VII. DISCUSSION AND UPDATES**
 - A. NEW BUSINESS
 - 1. None
 - B. CONTINUING BUSINESS
 - 1. Miscellaneous
 - i. Joint Powers Agreement – Consideration of Extension – Discussion
 - 2. Construction and Capital Projects
 - i. None
 - 3. Airport Planning Projects
 - i. Terminal Area Plan – Update
 - ii. Instrument Approach Improvements - Update
- VIII. PUBLIC COMMENT**
- IX. EXECUTIVE SESSION**
 - I.C. §74-206 (1),(c) To acquire an interest in real property which is not owned by a public agency**
 - I.C. §74-206 (1),(f) To communicate with legal counsel to discuss legal ramifications for controversy imminently likely to be litigated**
- X. ADJOURNMENT**

FRIEDMAN MEMORIAL AIRPORT AUTHORITY MEETINGS ARE OPEN TO ALL INTERESTED PARTIES. SHOULD YOU DESIRE TO ATTEND A BOARD MEETING AND NEED A REASONABLE ACCOMMODATION TO DO SO, PLEASE CONTACT THE AIRPORT MANAGER'S OFFICE AT LEAST ONE WEEK IN ADVANCE BY CALLING 208-788-4956 OR WRITING TO 1616 AIRPORT CIRCLE, HAILEY, IDAHO 83333.

III. FRIEDMAN MEMORIAL AIRPORT AUTHORITY MEETING MINUTES OF:

A. August 4, 2020 Regular Meeting – Motion to Approve - **Attachment #1 ACTION ITEM**

IV. REPORTS

A. Chairman Report

This item is on the agenda to permit a Chairman report if appropriate.

B. Blaine County Report

This item is on the agenda to permit a County report if appropriate.

C. City of Hailey Report

This item is on the agenda to permit a City report if appropriate.

D. Fly Sun Valley Alliance Report

This item is on the agenda to permit a report if appropriate.

E. Airport Manager Report

This item is on the agenda to permit an Airport Manager report if appropriate.

V. AIRPORT STAFF BRIEF - (5 Minutes Allotted)

A. Noise Complaints in August

LOCATION	DATE	TIME	AIRCRAFT TYPE	INCIDENT	ACTION/RESPONSE
North 4 th Street Hailey	8/3/2020	4:09 PM	Jet	Caller complained of large jet flying low over Hailey once at 4:09 PM and again at 4:15 PM. Caller is concerned with how low and slow the jet was on its first approach.	Called back caller and spoke with them about the incident. Strong south shifting winds resulted in a go around.
North 3 rd Street Hailey	8/8/2020	12:50 PM	Jet	Caller complained of increase of Northernly take off and landings over the last 2 weeks.	Called back caller and spoke with them about the afternoon wind patterns the valley has been experiencing over the summer.
Hailey	8/8/2020	7:23 PM	Prop	Caller complained of a large, loud, and very low flying aircraft landing from the North.	Called back caller and spoke with them about a large vintage aircraft that landed from the North as well as the afternoon wind patterns the valley has been experiencing this summer.
North 3 rd Street Hailey	8/8/2020	7:38 PM	Prop	Caller complained of a very low and very large aircraft landing from the North.	Called back caller and spoke with them about the large vintage aircraft that landed from the North due to winds.
North 3 rd Street Hailey	8/8/2020	7:42 PM	Prop	Caller complained of a very loud aircraft landing from the North.	Called back caller and spoke with them about the large vintage aircraft that landed from the North. Also spoke with them about the afternoon wind patterns the valley has been experiencing this summer.

Tendoy Street Bellevue	8/8/2020	8:12 PM	Prop	Caller complained of a large propeller aircraft flying extremely low on takeoff.	Spoke with the caller about the Large vintage aircraft that took off to the South.
North 3 rd Street Hailey	8/12/2020	8:20 AM	Jet	Caller complained of multiple aircraft taking off to the North from 7 AM to 8 AM.	Called back caller and left a voicemail. Northbound operations due to wind.
Woodside Hailey	8/13/2020	8:35 PM	Jet	Caller complained of a large jet making a very loud landing using the whole length of the runway.	No call back requested. No unusual operation found. Likely thrust reversers on landing.
Deerfield Hailey	8/16/2020	6:03 AM	Jet	Caller complained of a jet taking off before 7 AM.	Called back caller and left a voicemail. The Airport Manager contacted the operator and they agreed that no early departures would happen again.
Hailey	8/18/2020	10:12 PM	Jet	Caller complained of a large jet landing after voluntary noise abatement hours.	No call back requested. Operation was not during preferred voluntary noise abatement hours of 11 pm – 7 am.
Chantrelle Subdivision Bellevue	8/20/2020	8:55 PM	Prop	Caller complained of a twin engine aircraft flying low over the subdivision	No call back requested. This was the vintage aircraft that has visited the airport the past few weeks.
Chantrelle Subdivision Bellevue	8/21/2020	9:40 AM	Prop	Caller complained of a very loud and low flying aircraft taking off to the south on 8/20/2020 at 8:50 PM	Caller requested a call back from the Airport Manager. The Manager spoke to the caller. This was the vintage aircraft.
North 3 rd Street Hailey	8/21/2020	10:50 AM	Prop	Caller complained of 2 aircraft taking off back to back. They were both very loud and very slow.	Called back caller and left a voicemail. Northbound operations due to north wind.

B. Profit & Loss, ATCT Traffic Operations Count and Enplanement Data - Attachments #2 - #4

Attachment #2 is Friedman Memorial Airport Profit & Loss Budget vs. Actual (unaudited)

Attachment #3 is 2001 - 2020 ATCT Traffic Operations data comparison by month

Attachment #4 is 2020 Enplanement, Deplanement and Seat Occupancy data

The following revenue and expense analysis is provided for Board information and review:

June 2020

Total Non-Federal Revenue	June, 2020	\$189,190.49
Total Non-Federal Revenue	June, 2019	\$243,697.77
Total Non-Federal Revenue	FY '20 thru June	\$2,460,526.20
Total Non-Federal Revenue	FY '19 thru June	\$2,547,250.37
Total Non-Federal Expenses	June, 2020	\$257,574.58
Total Non-Federal Expenses	June, 2019	\$250,714.64
Total Non-Federal Expenses	FY '20 thru June	\$2,604,602.45
Total Non-Federal Expenses	FY '19 thru June	\$2,746,203.99
Net Income excluding Federal Programs	FY '20 thru June	-\$144,076.25
Net Income excluding Federal Programs	FY '19 thru June	-\$198,953.62
Net Income to include Federal Programs	FY '20 thru June	-\$410,058.59
Net Income to include Federal Programs	FY '19 thru June	\$30,210.18

C. Airport Commercial Flight Interruptions (unofficial):

AIRLINE	FLIGHT CANCELLATIONS	FLIGHT DIVERSIONS
Alaska Airlines	None	None
Delta	None	None
United	1 – Smoke (DEN)	2 – Smoke (DEN)

D. Review Correspondence

US Contract Tower Association / Contract Tower Program Update – **Attachment 5**

VI. ACTION ITEMS (a vote may occur but is not required to be taken)

A. NEW BUSINESS

1. None

B. CONTINUING BUSINESS

1. None

VII. DISCUSSION AND UPDATES

A. NEW BUSINESS

1. None

B. CONTINUING BUSINESS

1. Miscellaneous

- i. Joint Powers Agreement Consideration of Extension – Discussion

This item remains on the agenda for additional discussion and updates by the Board if necessary.

As discussed at the August FMAA meeting, the Amended and Restated Joint Powers Agreement (JPA) between Blaine County and the City of Hailey dated July, 2011, expires on December 31, 2020. The JPA is the enabling document for the Friedman Memorial Airport Authority as an independent entity and is necessary to maintain the current operation of the Authority and the Airport. The 2011 amendment to the JPA contemplated normal operations of the Airport as well as revised provisions addressing the planning of a replacement airport. This expanded the Board from 5 to 7 and requires at least two votes from each the County and the City on almost all decisions. The 2011 JPA remains the document under which the Authority and airport currently operate.

The present JPA could be amended to simply extend its duration for a period of time, or a more extensive revision may be appropriate based on discussions between the City and County. In any event, a decision to extend and/or otherwise amend the JPA must be made no later than our December, 2020 meeting.

2. Construction and Capital Projects

- i. None

3. Airport Planning Projects

- i. Terminal Area Plan – Update

After additional coordination between Staff, our planning consultant (Mead & Hunt) and the FAA, Staff is initiating the start of the Terminal Area Plan project based on a revised approach recommended by Mead & Hunt. The study will begin with a terminal area capacity threshold study, or “trigger study”. The deliverable for this study will be a concise but substantiated technical report, which would later be integrated into the facility requirements chapter of the Terminal Area Plan. Staff, Mead & Hunt, and the FAA believe this effort is appropriate and the best use of resources based on current circumstances. Results of this trigger study will put SUN in a position to move forward with design of terminal area improvements when conditions warrant.

Mead & Hunt will attend the meeting to present a short presentation about the project including this initial path forward, as well as answer any questions from the Board.

- ii. Instrument Approach Improvements – Update

Over the course of the past several months, our approach planner has continued to work toward approval of the new approach procedure with FAA and end users. Significant progress has been made and a final meeting with the FAA is taking place on August 27.

An update regarding the outcome of the meeting with the FAA and expected next steps to have the approach available for this winter will be provided by Staff at the meeting.

VIII. PUBLIC COMMENT

- IX. EXECUTIVE SESSION –** I.C. §74-206 (1),(c) To acquire an interest in real property which is not owned by a public agency
I.C. §74-206 (1),(f) To communicate with legal counsel to discuss legal ramifications for controversy imminently likely to be litigated

X. ADJOURNMENT

**MINUTES OF A REGULAR MEETING
OF THE
FRIEDMAN MEMORIAL AIRPORT AUTHORITY***

August 4, 2020

5:30 P.M.

IN ATTENDANCE:

BOARD MEMBERS: Chairman - Jacob Greenberg, Vice-Chairman – Don Keirn, Treasurer - Ron Fairfax, Board Members - Fritz Haemmerle, Angenie McCleary, Patrick Cooley, and Dick Fosbury

FRIEDMAN MEMORIAL AIRPORT STAFF: Airport Manager – Chris Pomeroy, Airport Security Coordinator – Steve Guthrie, Airport Business Operations Coordinator – Sarah Funk; Airport Administrative Coordinators – Sue Heaphy & Jenna Elliott

CONSULTANTS: T-O Engineers –Nathan Cuvala, Studio 360 – Sarah Shepard, Mead & Hunt – Brad Rolf & Morgan Turner, Fly Sun Valley Alliance – Carol Waller

AIRPORT LEGAL COUNSEL: Lawson Laski Clark, PLLC – Jim Laski

CALL TO ORDER:

The meeting was called to order at 5:38 p.m. by Chairman Greenberg

I. APPROVE AGENDA

The agenda was approved as presented.

MOTION: *Made by Board Vice-Chairman Keirn to approve the agenda.
Seconded by Board Member Cooley.*

PASSED UNANIMOUSLY

II. PUBLIC COMMENT

No Public Comment

III. PUBLIC HEARING

A. FY'21 Budget – Motion to Approve – Attachment #1-2 ACTION ITEM

Board Treasurer Fairfax noted the budget number to be approved is not correct. He suggested that the amount to be approved should be the revenue only and should not include expenses. Jim Laski, Airport Attorney indicated that the board should accept the budget in its entirety, not the just the revenue. General discussion regarding the guidance, laws, and requirements of accepting the annual budget followed. Board Member Haemmerle was concerned about accepting a deficit and the availability for the CARES Act Grant. Airport Manager Pomeroy assured the Board that The CARES Act grant has been offered and accepted and will help cover the budget deficit.

It was concluded that the motion needed to be amended to include the net revenue and the total net profit/loss. Airport Manager Pomeroy motion was amended to approve \$6,331,936.77 and a deficit of (\$2,474,084.27).

PUBLIC COMMENT

No Public Comment

MOTION: *Made by Board Treasurer Fairfax to approve the proposed FMAA FY '21 Budget in the amount of \$6,331,936.77 Seconded by Board Member McCleary.*

PASSED UNANIMOUSLY

**IV. APPROVE FMAA
MEETING MINUTES**

A. July 7, 2020 Regular Meeting – Motion to Approve - Attachment #3 ACTION ITEM

MOTION: *Made by Board Vice-Chairman Keirn to approve the board meeting minutes of the July 7, 2020 Regular Meeting. Seconded by Board Member Cooley.*

PASSED UNANIMOUSLY

V. REPORTS

A. Chairman Report

Board Chairman Greenberg reported the ongoing work regarding COVID-19 testing,

implications, and protective protocols regarding staff.

B. Blaine County Report

Board Member McCleary mentioned the governor is shifting planning to the local health boards to make decisions regarding COVID-19. They are working together with Board of Health to establish a Response Plan the only potential indirect impact to the airport might be if a 14-day quarantine was required for travelers coming into the county through FMA if it reaches this phase under the plan. Continued public education on Blaine County COVID-19 policies is recommended.

Board Member Fosbury reported the importance of communicating the COVID-19 Mitigation policy to the community. Discussion followed regarding the policies in place at the airport.

Airport Manager Pomeroy reported that the airport has a comprehensive Standard Operating Procedure/COVID-19 and Infectious Disease Manual that continues to be updated as the CDC releases new guidance.

C. City of Hailey Report

No report was given.

D. Fly Sun Valley Alliance Report

Carol Waller reported that FSVA is working toward a winter schedule and that revenues and capacity will be down due to COVID-19. It is expected that the winter schedule will be released in the next few months.

E. Airport Manager Report (see Power Point Presentation)

Airport Manager Pomeroy reported unofficially that the July passenger enplanements are down 74% from last year. Airport operations were down 21% in July mostly due the cancelled fly-in event. Year-to-date, the airport is down 9% for overall operations. He also stated there has been an increase in northern operations due to a shift in the wind pattern this season and the airport is seeing an uptick of recreational flyers. Continued public education on the noise abatement program is ongoing.

Airport Manager Pomeroy reported that there is new signage at the airport regarding the mask requirement within Blaine County and the City of Hailey. We are having excellent compliance from passengers.

Airport Manager Pomeroy reported the following is "On the Horizon:"

- Update on the instrument approach procedure development.

VI. AIRPORT STAFF BRIEF

- A. Noise Complaints July (See Brief)
- B. Profit & Loss, ATCT Traffic Operations Count and Enplanement Data (See **Attachment #2-#4**)
- C. Airport Commercial Flight Interruptions (See Brief)
- D. Review Correspondence

VII. ACTION ITEMS

- A. NEW BUSINESS (See Brief & Power Point)
None
- B. CONTINUING BUSINESS
None

VIII. DISCUSSION AND UPDATES

- A. NEW BUSINESS

1. Joint Powers Agreement – Consideration of Extension– Discussion

Jim Laski, Airport Attorney, reported that the Joint Powers Agreement expires at the end of this year and the sponsors need to decide if they want to extend it or make changes, as necessary. Board Member Haemmerle suggested forming an executive committee to review the Joint Powers Agreement. He stated his concerns regarding the airport boundary.

Board Chairman Greenberg suggested that the elected bodies nominate representatives to review the document, then come together with the changes echoing Board Member Haemmerle's suggestion. Once the document has been reviewed, it would be taken back to the corresponding elected bodies (City of Hailey City Counsel and Blaine County Commissioners), and finally the Board, for adoption. Jim Laski pointed out that the JPA is a sponsorship

between Blaine County and the City of Hailey.

B. CONTINUING BUSINESS

1. Construction and Capital Project

- i. Parking Lot Improvement Project – Bid Opening – Update and Discussion
Airport Manager Pomeroy reported one bid was received from Idaho Materials and Construction totaling \$871,068, which was negotiated down to \$809,020. The Engineer's estimate was \$619,485. Based on the higher than expected bid price, staff and the engineer recommended rejecting the bid and considering a rebid of the project in the winter. Nathan Culava with T-O Engineers answered questions about the high bid price and lack of multiple bidders. He reported that the project is an anomaly because it is too big for the smaller contractors and too small for the larger contractors.

MOTION: *Made by Board Member Haemmerle to reject the bid for the parking lot project. Seconded by Board Member Fosbury.*

PASSED UNANIMOUSLY

2. Airport Planning Projects

- i. Land Acquisition Environmental Assessment (EA) – Project Kick-off
Airport Manager Pomeroy reported the EA is underway for acquisition of approximately 385 acres of Eccles Flying Hat Ranch for approach protection and land use compatibility. Brad Rolf with Mead & Hunt presented a summary of the EA process which is required by the FAA due to the potential federal funding that will be used to acquire the land. Mr. Rolf noted there is a small 17-acre parcel that will be analyzed as part of the EA that could potentially be used for aeronautical development as outlined in the Airport Master Plan. If that development were to happen, there would need to be additional planning and only at the direction of the Board. He further discussed the public involvement as well as the FAA review and approval processes. Mr. Rolf noted this project is on a fast track, but the schedule could be impacted by potential unforeseen challenges during the study process. Board discussion followed.
Board Member Fosbury questioned the boundaries on the county GIS regarding the acreage envelope. His concern was a potential area of land that lies within the city of Bellevue. Board Member Fosbury stated he would like to refrain from purchasing property within Bellevue City limits.
Jim Laski, Airport Attorney, stated the draft appraisal shows land near the highway as part of the acquisition and the map shown in the presentation may be off a little. Airport Manager Pomeroy and Mr. Rolf stated they would confirm the boundary with the landowner.
- ii. Terminal Area Plan - Update
Airport Manager Pomeroy reported there is no significant movement related to the Terminal Area Plan project at this time. The project consultant will be attending a meeting with the FAA this week regarding forecasting during the pandemic. This meeting may provide additional guidance for this project. The start date of the project is still to be determined.

3. Miscellaneous

- i. None

IX. PUBLIC COMMENT

No Public Comment

X. EXECUTIVE SESSION

MOTION: *Made by Board Member Haemmerle to enter into executive session pursuant to Idaho Code §74-206 paragraph (1),(b) Evaluation of employee matters; Idaho Code §74-206 (1),(c) to acquire an interest in real property which is not owned by a public agency, and Idaho Code §74-206 (1),(f) to communicate*

with legal counsel to discuss legal ramifications for controversy imminently likely to be litigated. Seconded by Board Member Fosbury.

Roll Call Vote:

Board Member McCleary	Yes
Board Member Cooley	Yes
Board Member Fosbury	Yes
Board Member Fairfax	Yes
Board Vice-Chairman Keirn	Yes
Board Member Haemmerle	Yes
Board Chairman Greenberg	Yes

PASSED UNANIMOUSLY

XI. ADJOURNMENT

The August 4, 2020 Regular Meeting of the Friedman Memorial Airport Authority was adjourned at approximately 7:10 p.m.

Angenie McCleary, Secretary

* *Additional resources/materials that should be reviewed with these meeting minutes include but are not limited to the Friedman Memorial Airport Authority Board Packet briefing, the PowerPoint presentation prepared for this meeting and any referenced attachments.*

8:57 AM

08/25/20

Friedman Memorial Airport
Profit & Loss Budget vs. Actual (COMBINED '20)

Accrual Basis

	Oct '19 - Jun 20	Budget	\$ Over Budget	% of Budget
Ordinary Income/Expense				
Income				
4000-00 · AIRCARRIER				
4000-01 · Aircarrier - Lease Space	265,843.76	262,499.00	3,344.76	101.3%
4000-02 · Aircarrier - Landing Fees	127,022.57	135,000.00	-7,977.43	94.1%
4000-04 · Aircarrier - Utility Fees	270.00	0.00	270.00	100.0%
4010-07 · Aircarrier - '14 PFC App	216,705.17	288,000.00	-71,294.83	75.2%
Total 4000-00 · AIRCARRIER	609,841.50	685,499.00	-75,657.50	89.0%
4020-00 · TERMINAL AUTO PARKING REVENUE				
4020-01 · Automobile Parking - Terminal	255,241.45	377,000.00	-121,758.55	67.7%
Total 4020-00 · TERMINAL AUTO PARKING REVENUE	255,241.45	377,000.00	-121,758.55	67.7%
4030-00 · AUTO RENTAL REVENUE				
4030-01 · Automobile Rental - Commission	335,781.68	353,000.00	-17,218.32	95.1%
4030-02 · Automobile Rental - Lease Space	21,772.44	21,825.00	-52.56	99.8%
4030-03 · Automobile Rental - Auto Prkng	46,651.50	86,250.00	-39,598.50	54.1%
4030-04 · Automobile Rental - Utilities	1,429.38	1,875.00	-445.62	76.2%
Total 4030-00 · AUTO RENTAL REVENUE	405,635.00	462,950.00	-57,315.00	87.6%
4040-00 · TERMINAL CONCESSION REVENUE				
4040-01 · Terminal Shops - Commission	5,958.39	7,200.00	-1,241.61	82.8%
4040-03 · Terminal Shops - Utility Fees	1,429.36	0.00	1,429.36	100.0%
4040-10 · Advertising - Commission	23,365.65	34,000.00	-10,634.35	68.7%
4040-11 · Vending Machines - Commission	5,282.48	12,000.00	-6,717.52	44.0%
4040-12 · Terminal ATM	675.00	675.00	0.00	100.0%
Total 4040-00 · TERMINAL CONCESSION REVENUE	36,710.88	53,875.00	-17,164.12	68.1%
4050-00 · FBO REVENUE				
4050-01 · FBO - Lease Space	121,426.20	119,925.00	1,501.20	101.3%
4050-02 · FBO - Tiedown Fees	144,410.69	154,000.00	-9,589.31	93.8%
4050-03 · FBO - Landing Fees - Trans.	234,816.59	210,000.00	24,816.59	111.8%
4050-04 · FBO - Commission	19,195.52	20,500.00	-1,304.48	93.6%
Total 4050-00 · FBO REVENUE	519,849.00	504,425.00	15,424.00	103.1%
4060-00 · FUEL FLOWAGE REVENUE				
4060-01 · Fuel Flowage - FBO	204,409.11	220,000.00	-15,590.89	92.9%
Total 4060-00 · FUEL FLOWAGE REVENUE	204,409.11	220,000.00	-15,590.89	92.9%
4070-00 · TRANSIENT LANDING FEES REVENUE				
4070-02 · Landing Fees - Non-Comm./Gov't	390.75	0.00	390.75	100.0%
Total 4070-00 · TRANSIENT LANDING FEES REVENUE	390.75	0.00	390.75	100.0%
4080-00 · HANGAR REVENUE				
4080-01 · Land Lease - Hangar	471,147.72	505,361.25	-34,213.53	93.2%
4080-02 · Land Lease - Hangar/Trans. Fee	14,251.25	0.00	14,251.25	100.0%
4080-03 · Hangar/Utilities (E8,11,24)	0.00	0.00	0.00	0.0%
4080-05 · Land Lease - FMA Hangar Rentals	24,241.89	24,468.75	-226.86	99.1%
Total 4080-00 · HANGAR REVENUE	509,640.86	529,830.00	-20,189.14	96.2%
4090-00 · TIEDOWN PERMIT FEES REVENUE				
4090-01 · Tiedown Permit Fees (FMA)	16,460.75	12,000.00	4,460.75	137.2%
Total 4090-00 · TIEDOWN PERMIT FEES REVENUE	16,460.75	12,000.00	4,460.75	137.2%
4100-00 · CARGO CARRIERS REVENUE				
4100-01 · Cargo Carriers - Landing Fees	8,365.34	7,700.00	665.34	108.6%
4100-02 · Cargo Carriers - Tiedown	3,588.75	3,000.00	588.75	119.6%
Total 4100-00 · CARGO CARRIERS REVENUE	11,954.09	10,700.00	1,254.09	111.7%
4110-00 · MISCELLANEOUS REVENUE				
4110-01 · Misc. Revenue	712.66	0.00	712.66	100.0%
4110-05 · Misc. Incident/Accident	511.08	0.00	511.08	100.0%
Total 4110-00 · MISCELLANEOUS REVENUE	1,223.74	0.00	1,223.74	100.0%
4120-00 · GROUND TRANSP. PERMIT REVENUE				
4120-01 · Ground Transportation Permit	19,660.00	20,000.00	-340.00	98.3%
4120-02 · GTSP - Trip Fee	3,740.00	3,749.00	-9.00	99.8%
Total 4120-00 · GROUND TRANSP. PERMIT REVENUE	23,400.00	23,749.00	-349.00	98.5%
4400-00 · TSA/SECURITY				
4400-02 · Terminal Lease	30,273.75	30,285.00	-11.25	100.0%
4400-03 · Security Prox. Cards	25,560.00	27,000.00	-1,440.00	94.7%
Total 4400-00 · TSA/SECURITY	55,833.75	57,285.00	-1,451.25	97.5%
4500-00 · IDAHO STATE GRANT PROGRAM REV.				
4500-19 · SUN-19 AIP Sponsor Match	0.00	15,000.00	-15,000.00	0.0%
Total 4500-00 · IDAHO STATE GRANT PROGRAM REV.	0.00	15,000.00	-15,000.00	0.0%

Friedman Memorial Airport

Profit & Loss Budget vs. Actual (COMBINED '20)

Accrual Basis

	Oct '19 - Jun 20	Budget	\$ Over Budget	% of Budget
4520-00 · INTEREST REVENUE				
4520-01 · Interest Revenue - General	26,640.49	33,750.00	-7,109.51	78.9%
4520-07 · Interest Revenue - '14 PFC	21.73	0.00	21.73	100.0%
4520-08 · Finance Fee Revenue	0.00	0.00	0.00	0.0%
Total 4520-00 · INTEREST REVENUE	26,662.22	33,750.00	-7,087.78	79.0%
4742-00 · AIP 42 - Project Air Carr. Apr				
4742-01 · AIP '42 Air Carr. Apron	0.00	0.00	0.00	0.0%
Total 4742-00 · AIP 42 - Project Air Carr. Apr	0.00	0.00	0.00	0.0%
4743-00 · AIP 43 - Air Carrier /Pkg. Lot				
4743-01 · AIP 43 - Air Carrier/Pkg. Lot	9,675.05	0.00	9,675.05	100.0%
Total 4743-00 · AIP 43 - Air Carrier /Pkg. Lot	9,675.05	0.00	9,675.05	100.0%
4744-00 · AIP '44 RPZ Acquisition EA				
4744-01 · AIP '44 RPZ Acquisition EA	0.00	0.00	0.00	0.0%
Total 4744-00 · AIP '44 RPZ Acquisition EA	0.00	0.00	0.00	0.0%
4745-00 · AIP '45 Terminal Apron Expan				
4745-02 · AIP '45 Expand AC Apr	0.00	0.00	0.00	0.0%
4745-01 · AIP '45 Terminal Apron Expan	1,763.88	0.00	1,763.88	100.0%
Total 4745-00 · AIP '45 Terminal Apron Expan	1,763.88	0.00	1,763.88	100.0%
4746-00 · AIP '46 Acquire SRE ARFF				
4746-01 · AIP '46 Acquire SRE ARFF	2,659.55	0.00	2,659.55	100.0%
4746-00 · AIP '46 Acquire SRE ARFF - Other	0.00	0.00	0.00	0.0%
Total 4746-00 · AIP '46 Acquire SRE ARFF	2,659.55	0.00	2,659.55	100.0%
4747-00 · AIP '47 - Acq.SRE/ARFF, Obs.Rem				
4747-01 · AIP '47-Acq.SRE/ARFF&Obs. Remov	544,992.23	0.00	544,992.23	100.0%
Total 4747-00 · AIP '47 - Acq.SRE/ARFF, Obs.Rem	544,992.23	0.00	544,992.23	100.0%
4748-00 · AIP '48 Land Acquisition				
4748-01 · AIP '48 Land Acq.- RPZ - 65 Acr	1,770,240.16	0.00	1,770,240.16	100.0%
Total 4748-00 · AIP '48 Land Acquisition	1,770,240.16	0.00	1,770,240.16	100.0%
4749-00 · AIP '49 - Acq. SRE/Pavement Mai				
4749-01 · AIP '49 - Acq. SRE/Pavement Mai	57,744.73			
Total 4749-00 · AIP '49 - Acq. SRE/Pavement Mai	57,744.73			
Total Income	5,064,328.70	2,986,063.00	2,078,265.70	169.6%
Gross Profit	5,064,328.70	2,986,063.00	2,078,265.70	169.6%
Expense				
EXPENDITURES				
"A" EXPENSES				
5000-01 · Salaries - Airport Manager	118,131.63	118,170.43	-38.80	100.0%
5010-00 · Salaries -Contracts/Finance Adm	106,175.17	84,757.74	21,417.43	125.3%
5010-01 · Salaries - Office Assist.	91,543.16	153,749.98	-62,206.82	59.5%
5010-03 · Salaries - Arpt Business Coord	11,177.79			
5020-00 · Salaries - ARFF/OPS Manager	87,104.75	82,051.92	5,052.83	106.2%
5030-00 · Salaries - ARFF/OPS Specialist	346,443.91	336,480.75	9,963.16	103.0%
5040-00 · Salaries-ASC/Sp.Prjct./Ex. Assi	68,183.24	63,125.22	5,058.02	108.0%
5050-00 · Salaries-Seasonal-Snow Removal	39,093.00	55,000.00	-15,907.00	71.1%
5050-01 · Salaries - Seasonal - Arpt Host	5,137.50	5,000.00	137.50	102.8%
5050-02 · Salaries - Merit Increase	0.00	33,467.93	-33,467.93	0.0%
5060-01 · Overtime - General	0.00	1,000.00	-1,000.00	0.0%
5060-02 · Overtime - Snow Removal	29,037.38	45,000.00	-15,962.62	64.5%
5060-04 · OT - Security	0.00	0.00	0.00	0.0%
5100-00 · Retirement	101,989.39	105,730.28	-3,740.89	96.5%
5110-00 · Social Security/Medicare	64,565.79	69,667.22	-5,101.43	92.7%
5120-00 · Life Insurance	829.40	1,500.02	-670.62	55.3%
5130-00 · Medical Insurance	151,622.42	165,375.00	-13,752.58	91.7%
5160-00 · Workman's Compensation	20,286.00	14,999.99	5,286.01	135.2%
5170-00 · Unemployment Claims	559.48	0.00	559.48	100.0%
Total "A" EXPENSES	1,241,880.01	1,335,076.48	-93,196.47	93.0%
"B" EXPENDITURES				
"B" EXPENSES - ADMINISTRATIVE				
6000-00 · TRAVEL EXPENSE				
6000-01 · Travel	4,373.31	0.00	4,373.31	100.0%
Total 6000-00 · TRAVEL EXPENSE	4,373.31	0.00	4,373.31	100.0%
6010-00 · SUPPLIES/EQUIPMENT EXPENSE				
6010-01 · Supplies - Office	3,186.76	8,249.00	-5,062.24	38.6%
6010-02 · Supplies - Parking	820.38	0.00	820.38	100.0%
6010-03 · Supplies - Computer	5,401.58	9,748.00	-4,346.42	55.4%
Total 6010-00 · SUPPLIES/EQUIPMENT EXPENSE	9,408.72	17,997.00	-8,588.28	52.3%
6020-00 · INSURANCE				
6020-01 · Insurance	53,257.00	55,000.00	-1,743.00	96.8%
Total 6020-00 · INSURANCE	53,257.00	55,000.00	-1,743.00	96.8%

Friedman Memorial Airport Profit & Loss Budget vs. Actual (COMBINED '20)

	Oct '19 - Jun 20	Budget	\$ Over Budget	% of Budget
6030-00 · UTILITIES				
6030-01 · Utilities - Gas/Terminal	10,575.00	14,999.00	-4,424.00	70.5%
6030-02 · Utilities - Gas/AOB & Cold Stor	2,972.00	7,124.00	-4,152.00	41.7%
6030-03 · Utilities - Elect./Runway&PAPI	4,071.57	6,148.00	-2,076.43	66.2%
6030-04 · Utilities - Elec./AOB & Cold St	5,539.99	7,124.00	-1,584.01	77.8%
6030-05 · Utilities - Electric/Terminal	44,616.02	40,500.00	4,116.02	110.2%
6030-06 · Utilities - Telephone	12,767.29	12,375.00	392.29	103.2%
6030-07 · Utilities - Water	5,229.36	14,500.00	-9,270.64	36.1%
6030-08 · Utilities - Garbage Removal	9,668.32	9,000.00	668.32	107.4%
6030-09 · Utilities - Sewer	3,736.82	2,998.00	738.82	124.6%
6030-11 · Utilities - Electric/Tower	4,571.47	5,000.00	-428.53	91.4%
6030-12 · Utilities - Elec./Brdfld.Hghl	302.78	374.00	-71.22	81.0%
6030-13 · Utilities - Elec. Exit Booth	1,606.22	2,400.00	-793.78	66.9%
6030-15 · Utilities - Elec/AWOS	3,097.11	2,600.00	497.11	119.1%
6030-16 · Utilities - Elec. Wind Cone	91.10	112.50	-21.40	81.0%
6030-17 · Utilities - Elec./Gas- Hangar	2,297.41	3,100.00	-802.59	74.1%
6030-18 · Utilities - Lubricant Wst. Dspl	305.00	374.99	-69.99	81.3%
Total 6030-00 · UTILITIES	111,447.46	128,729.49	-17,282.03	86.6%
6040-00 · SERVICE PROVIDER				
6040-01 · Service Provider - General	0.00	0.00	0.00	0.0%
6040-02 · Service Provider - Term. Serv.	7,784.00	5,625.00	2,159.00	138.4%
6040-03 · Service Provider - AOB Services	47,898.93	33,675.00	14,223.93	142.2%
6040-04 · Service Provider-Ops./Airfield	13,350.00	16,000.00	-2,650.00	83.4%
Total 6040-00 · SERVICE PROVIDER	69,032.93	55,300.00	13,732.93	124.8%
6050-00 · PROFESSIONAL SERVICES				
6050-01 · Professional Services - Legal	52,666.10	37,499.00	15,167.10	140.4%
6050-02 · Professional Serv. - Audit/Fina	53,058.31	47,000.00	6,058.31	112.9%
6050-03 · Professional Services - Enginee	71,768.61	18,745.00	53,023.61	382.9%
6050-05 · Professional Services - Gen.	18,688.20	7,498.00	11,190.20	249.2%
6050-10 · Prof. Svcs.-IT/Comp. Support	12,343.25	11,250.00	1,093.25	109.7%
6050-12 · Prof. Serv.- Planning Air Serv.	2,818.75	0.00	2,818.75	100.0%
6050-13 · Prof. Serv.-Website Des.& Maint	3,098.41	2,998.00	100.41	103.3%
6050-15 · Prof. Serv.-Comm. Coord/PubOutr	8,786.30	27,748.00	-18,961.70	31.7%
6050-17 · Prof. Serv. - Airspace Consult.	31,438.00	0.00	31,438.00	100.0%
6050-19 · Prof. Serv.-ATCT Relocation	0.00	0.00	0.00	0.0%
Total 6050-00 · PROFESSIONAL SERVICES	254,665.93	152,738.00	101,927.93	166.7%
6060-00 · MAINTENANCE-OFFICE EQUIPMENT				
6060-01 · Maint.-Office Equip./Gen.	0.00	0.00	0.00	0.0%
6060-04 · Maintenance - Copier	1,155.60	1,499.00	-343.40	77.1%
6060-05 · Maintenance - Phone	1,215.00	936.00	279.00	129.8%
Total 6060-00 · MAINTENANCE-OFFICE EQUIPMENT	2,370.60	2,435.00	-64.40	97.4%
6070-00 · RENT/LEASE OFFICE EQUIPMENT				
6070-02 · Rent/Lease - Postage Meter	877.95	900.00	-22.05	97.6%
Total 6070-00 · RENT/LEASE OFFICE EQUIPMENT	877.95	900.00	-22.05	97.6%
6080-00 · DUES/MEMBERSHIPS/PUBLICATIONS E				
6080-01 · Dues/Memberships	2,211.01	4,500.00	-2,288.99	49.1%
6080-04 · Publications	825.58	3,749.00	-2,923.42	22.0%
Total 6080-00 · DUES/MEMBERSHIPS/PUBLICATION...	3,036.59	8,249.00	-5,212.41	36.8%
6090-00 · POSTAGE				
6090-01 · Postage/Courier Service	601.93	1,499.00	-897.07	40.2%
Total 6090-00 · POSTAGE	601.93	1,499.00	-897.07	40.2%
6100-00 · EDUCATION/TRAINING				
6100-01 · Education/Training - Admin.	2,965.95	11,250.00	-8,284.05	26.4%
6100-02 · Education/Training - OPS	4,335.36	11,250.00	-6,914.64	38.5%
6100-03 · Education/Training - ARFF	12,770.56	13,500.00	-729.44	94.6%
6100-04 · Ed/Train. - ARFF Trienn. Drill	792.50	5,625.00	-4,832.50	14.1%
6100-06 · Education - Security	680.00	2,250.00	-1,570.00	30.2%
6100-08 · Education/Training - HFD Coop.	0.00	5,000.00	-5,000.00	0.0%
Total 6100-00 · EDUCATION/TRAINING	21,544.37	48,875.00	-27,330.63	44.1%
6101-00 · PUBLIC OUTREACH/COMMUNICATIONS				
6101-01 · Public Outr/Comm - General	23,023.77	24,750.00	-1,726.23	93.0%
6101-02 · Public Outr/Comm - Noise Abatem	0.00	375.00	-375.00	0.0%
6101-03 · Public Outr/Comm - SAAC	1,945.52	8,000.00	-6,054.48	24.3%
Total 6101-00 · PUBLIC OUTREACH/COMMUNICATI...	24,969.29	33,125.00	-8,155.71	75.4%
6110-00 · CONTRACTS				
6110-01 · Contracts - General	0.00	1,000.00	-1,000.00	0.0%
6110-02 · Contracts - FMAA	31,500.00	31,500.00	0.00	100.0%
6110-03 · Contracts - FBO/Fee Collection	39,200.00	44,173.00	-4,973.00	88.7%
6110-16 · Contracts - Prkg Mngt Fee/Ops	203,814.09	123,750.00	80,064.09	164.7%
Total 6110-00 · CONTRACTS	274,514.09	200,423.00	74,091.09	137.0%

Friedman Memorial Airport

Profit & Loss Budget vs. Actual (COMBINED '20)

	Oct '19 - Jun 20	Budget	\$ Over Budget	% of Budget
6120-00 · ZzZ_PERMITS				
6120-01 · ZzZ_Permits - General	0.00	0.00	0.00	0.0%
Total 6120-00 · ZzZ_PERMITS	0.00	0.00	0.00	0.0%
6130-00 · MISCELLANEOUS EXPENSES				
6130-01 · Misc. - General	8,653.90	11,250.00	-2,596.10	76.9%
6130-02 · Misc. - Incident/Accident	0.00	0.00	0.00	0.0%
6140-00 · Bank Fees	13,389.81	11,998.00	1,391.81	111.6%
6140-01 · Merchant Fees	117.93			
6150-01 · Interest Exp. - Prkg. Lot Equip	2,577.50	4,950.00	-2,372.50	52.1%
6150-02 · ZzZ_Interest Expense	0.00	0.00	0.00	0.0%
Total 6130-00 · MISCELLANEOUS EXPENSES	24,739.14	28,198.00	-3,458.86	87.7%
Total "B" EXPENSES - ADMINISTRATIVE	854,839.31	733,468.49	121,370.82	116.5%
"B" EXPENSES - OPERATIONAL				
6500-00 · SUPPLIES/EQUIPMENT-OPERATIONS				
6500-01 · Supplies/Equipment - General	2,056.79	3,749.00	-1,692.21	54.9%
6500-02 · Supplies/Equipment - Tools	2,568.54	250.00	2,318.54	1,027.4%
6500-03 · Supplies/Equipment - Clothing	0.00	3,749.00	-3,749.00	0.0%
6500-04 · Supplies/Equipment - Janitorial	17,777.02	14,999.00	2,778.02	118.5%
Total 6500-00 · SUPPLIES/EQUIPMENT-OPERATIONS	22,402.35	22,747.00	-344.65	98.5%
6505-00 · EQUIP/VEHICLE - LEASE/RENTAL				
6505-01 · Eq./Vehi Lease/Rental - General	87,759.16	90,000.00	-2,240.84	97.5%
Total 6505-00 · EQUIP/VEHICLE - LEASE/RENTAL	87,759.16	90,000.00	-2,240.84	97.5%
6510-00 · FUEL/LUBRICANTS				
6510-01 · General	185.50	1,499.00	-1,313.50	12.4%
6510-02 · Fuel	29,736.29	46,000.00	-16,263.71	64.6%
6510-03 · Lubricants	2,976.79	3,300.00	-323.21	90.2%
Total 6510-00 · FUEL/LUBRICANTS	32,898.58	50,799.00	-17,900.42	64.8%
6520-00 · VEHICLES/MAINTENANCE				
6520-01 · R/M Equipment - General	9,449.60	0.00	9,449.60	100.0%
6520-06 · R/M Equip. - '85 Ford Dump	1,630.11	0.00	1,630.11	100.0%
6520-08 · R/M Equip. - '96 Tiger Tractor	234.37	0.00	234.37	100.0%
6520-09 · R/M Equip. - '96 Oshkosh Swp.	34.97	0.00	34.97	100.0%
6520-17 · R/M Equip. '01 Case 921 Ldr.	1,815.52	0.00	1,815.52	100.0%
6520-18 · R/M Equip. - '97 Chevy Blazer	0.00	0.00	0.00	0.0%
6520-19 · R/M Equip. '02 Ford F-150 PU	112.75	0.00	112.75	100.0%
6520-20 · R/M Equip. - '02 Kodiak Blower	897.96	0.00	897.96	100.0%
6520-25 · R/M Equip. - '04 Batts De-Ice	0.00	0.00	0.00	0.0%
6520-28 · R/M Equip. '06 Case 621 Loader	756.90	0.00	756.90	100.0%
6520-29 · R/M Equip. - '10 Waus Broom/Plow	9,581.87	0.00	9,581.87	100.0%
6520-30 · R/M Equip. '05 Ford F-350	896.69	0.00	896.69	100.0%
6520-31 · R/M Equip. - '10 Oshkosh Blower	1,995.23	0.00	1,995.23	100.0%
6520-32 · R/M Equip. - '09 Mini Truck	359.45	0.00	359.45	100.0%
6520-34 · R/M Equip. - '12 Case 921F Load	6,107.54	0.00	6,107.54	100.0%
6520-35 · R/M Equip. - '14 Ford Explorer	342.09	0.00	342.09	100.0%
6520-36 · R/M Equip. - '10 Toyota Forklif	0.00	0.00	0.00	0.0%
6520-37 · R/M Equip. - '15 Tool Cat	2,767.59	0.00	2,767.59	100.0%
6520-38 · R/M Equip. - '15 Wausau Broom	84.18	0.00	84.18	100.0%
6520-39 · R/M Equip. - Boss Spreader	283.80	0.00	283.80	100.0%
6520-40 · R/M Equip. - '17 Ford-350 Super	1,398.04	0.00	1,398.04	100.0%
6520-41 · R/M Equip. - '17 Kodiak Blower	1,435.58	0.00	1,435.58	100.0%
6520-42 · R/M Equip. - '18 Kodiak Attach.	0.00	0.00	0.00	0.0%
6520-43 · R/M Equip. - '18 279D Skid St.	5,071.62	0.00	5,071.62	100.0%
6520-44 · R/M Equip. - '18 Cat 972M Ldr	1,540.76	0.00	1,540.76	100.0%
6520-45 · R/M Equip. - '19 Oshkosh Broom	1,309.00	0.00	1,309.00	100.0%
6520-46 · R/M Equip. - '20 Chev. 1500 PU	2,277.69			
Total 6520-00 · VEHICLES/MAINTENANCE	50,383.31	0.00	50,383.31	100.0%
6530-00 · ARFF MAINTENANCE				
6530-01 · ARFF Maint. Gen/Supplies	842.93	7,498.00	-6,655.07	11.2%
6530-03 · ARFF Maint. - '87 Oshkosh	527.57	0.00	527.57	100.0%
6530-04 · ARFF Maint. - Radios	254.19	0.00	254.19	100.0%
6530-05 · ARFF Maint. - '03 E-One	193.00	0.00	193.00	100.0%
Total 6530-00 · ARFF MAINTENANCE	1,817.69	7,498.00	-5,680.31	24.2%
6540-00 · REPAIRS/MAINTENANCE - BUILDING				
6540-01 · R/M Bldg. - General	1,032.12	1,499.00	-466.88	68.9%
6540-02 · R/M Bldg. - Terminal	52,393.27	71,249.00	-18,855.73	73.5%
6540-03 · R/M Bldg. - Terminal Concession	1,050.24	1,873.00	-822.76	56.1%
6540-04 · R/M Bldg. - Cold Storage	201.98	1,499.00	-1,297.02	13.5%
6540-05 · R/M Bldg. - AOB/SHOP	6,983.57	14,999.00	-8,015.43	46.6%
6540-06 · R/M Bldg. - Hangars	0.00	1,873.00	-1,873.00	0.0%
6540-07 · R/M Bldg. - Tower	6,505.40	4,500.00	2,005.40	144.6%
6540-08 · R/M Bldg. - Parking Booth	165.35	1,087.00	-921.65	15.2%
Total 6540-00 · REPAIRS/MAINTENANCE - BUILDING	68,331.93	98,579.00	-30,247.07	69.3%

Friedman Memorial Airport

Profit & Loss Budget vs. Actual (COMBINED '20)

	Oct '19 - Jun 20	Budget	\$ Over Budget	% of Budget
6550-00 · REPAIRS/MAINTENANCE - AIRSIDE				
6550-01 · R/M - General	2,431.75	3,749.00	-1,317.25	64.9%
6550-02 · R/M - Airfield/Runway	6,554.97	45,000.00	-38,445.03	14.6%
6550-03 · R/M - Airfield/Runway - Deice	52,344.80	120,000.00	-67,655.20	43.6%
6550-04 · R/M - Lights	8,160.33	9,000.00	-839.67	90.7%
Total 6550-00 · REPAIRS/MAINTENANCE - AIRSIDE	69,491.85	177,749.00	-108,257.15	39.1%
6551-00 · REPAIRS/MAINTENANCE - LANDSIDE				
6551-01 · RM - General	0.00	1,873.00	-1,873.00	0.0%
6551-02 · R/M - Parking Lot	6,953.13	5,999.00	954.13	115.9%
6551-03 · R/M - Landscaping	10,069.87	7,498.00	2,571.87	134.3%
Total 6551-00 · REPAIRS/MAINTENANCE - LANDSIDE	17,023.00	15,370.00	1,653.00	110.8%
6560-00 · SECURITY EXPENSE				
6560-01 · Security - General	2,245.56	0.00	2,245.56	100.0%
6560-02 · Security - Law Enf. Offi. (LEO)	4,420.90	0.00	4,420.90	100.0%
6560-03 · Security - Subscription Licen.	45,554.20	0.00	45,554.20	100.0%
6560-04 · Security - Perim./Access/CCTV	3,717.05	0.00	3,717.05	100.0%
6560-05 · Security - Professional Serv.	2,250.00	0.00	2,250.00	100.0%
6560-06 · Security - Prof. Services/IT	3,557.22	0.00	3,557.22	100.0%
Total 6560-00 · SECURITY EXPENSE	61,744.93	0.00	61,744.93	100.0%
6570-00 · REPAIRS/MAINT.-AERONAUTICAL EQU				
6570-01 · R/M Aeronautical Equip - NDB/DME	6,206.84	7,750.00	-1,543.16	80.1%
6570-02 · R/M Aeronautical Equip. - Tower	4,943.68	6,250.00	-1,306.32	79.1%
6570-03 · R/M Aeronautical Equip.-Swt. Sys	0.00	0.00	0.00	0.0%
6570-04 · R/M Aeron. Equip. - AWOS/ATIS	6,177.60	7,750.00	-1,572.40	79.7%
Total 6570-00 · REPAIRS/MAINT.-AERONAUTICAL E...	17,328.12	21,750.00	-4,421.88	79.7%
Total "B" EXPENSES - OPERATIONAL	429,180.92	484,492.00	-55,311.08	88.6%
Total "B" EXPENDITURES	1,284,020.23	1,217,960.49	66,059.74	105.4%
"C" EXPENSES				
7001-00 · CAPITAL EXPENDITURES				
7001-0* · CONTINGENCY	0.00	18,748.00	-18,748.00	0.0%
7001-01 · Land	0.00	0.00	0.00	0.0%
7001-02 · Buildings and Improvements	32,877.43	0.00	32,877.43	100.0%
7001-03 · Airfield & General Improvements	0.00	0.00	0.00	0.0%
7001-04 · Office Equipment	0.00	0.00	0.00	0.0%
7001-05 · Maintenance Equipment /Vehicle	57,002.57	0.00	57,002.57	100.0%
7001-06 · Assessments/Plans/Studies	0.00	0.00	0.00	0.0%
7001-09 · Security Equipment	0.00	0.00	0.00	0.0%
Total 7001-00 · CAPITAL EXPENDITURES	89,880.00	18,748.00	71,132.00	479.4%
7543-00 · AIP '43 EXPENSE - AC Apr				
7543-01 · AIP'43- AC Apron - Eligible	-2,500.00	0.00	-2,500.00	100.0%
7543-02 · AIP '43-Prkng - Non-Eligibl	294.00	0.00	294.00	100.0%
7543-03 · AIP '43 - SRE Equipment	3,000.13	0.00	3,000.13	100.0%
7543-05 · AIP '43-Retainer - Eligible	84,016.52	0.00	84,016.52	100.0%
7543-06 · AIP '43 - Non-Elig. Retain	18,246.30	0.00	18,246.30	100.0%
Total 7543-00 · AIP '43 EXPENSE - AC Apr	103,056.95	0.00	103,056.95	100.0%
7544-00 · AIP '44 EXPENSE RPZ EA				
7544-01 · AIP '44 - Eligible	0.00	0.00	0.00	0.0%
7544-00 · AIP '44 EXPENSE RPZ EA - Other	0.00	0.00	0.00	0.0%
Total 7544-00 · AIP '44 EXPENSE RPZ EA	0.00	0.00	0.00	0.0%
7545-00 · AIP '45 EXPENSE - Exp. AC Apron				
7545-01 · AIP '45 - Eligible	2,500.00	0.00	2,500.00	100.0%
7545-02 · AIP '45 - Non-Eligible	0.00	0.00	0.00	0.0%
7545-03 · AIP '45 - Retainer - Eligible	35,072.86	0.00	35,072.86	100.0%
7545-04 · AIP '45 - Non-Elig. Retainer	258.75	0.00	258.75	100.0%
Total 7545-00 · AIP '45 EXPENSE - Exp. AC Apron	37,831.61	0.00	37,831.61	100.0%
7546-00 · AIP '46 EXPENSE - SRE/ARFF EQU				
7546-01 · AIP '46 - Eligible	3,966.25	0.00	3,966.25	100.0%
7546-02 · AIP '46 - Non-Eligible	0.00	0.00	0.00	0.0%
7546-03 · AIP '46 - Retainer - Eligible	0.00	0.00	0.00	0.0%
7546-04 · AIP '46 - Non-Elig. Retainer	0.00	0.00	0.00	0.0%
7546-00 · AIP '46 EXPENSE - SRE/ARFF EQU - Other	0.00	0.00	0.00	0.0%
Total 7546-00 · AIP '46 EXPENSE - SRE/ARFF EQU	3,966.25	0.00	3,966.25	100.0%
7547-00 · AIP '47 EXPENSE - Acq. SRE/ARFF				
7547-01 · AIP '47 - Eligible	581,433.00	0.00	581,433.00	100.0%
7547-02 · AIP '47 - Non-Eligible	0.00	0.00	0.00	0.0%
7547-03 · AIP '47 - Retainer - Eligible	0.00			
Total 7547-00 · AIP '47 EXPENSE - Acq. SRE/ARFF	581,433.00	0.00	581,433.00	100.0%

8:57 AM

08/25/20

Accrual Basis

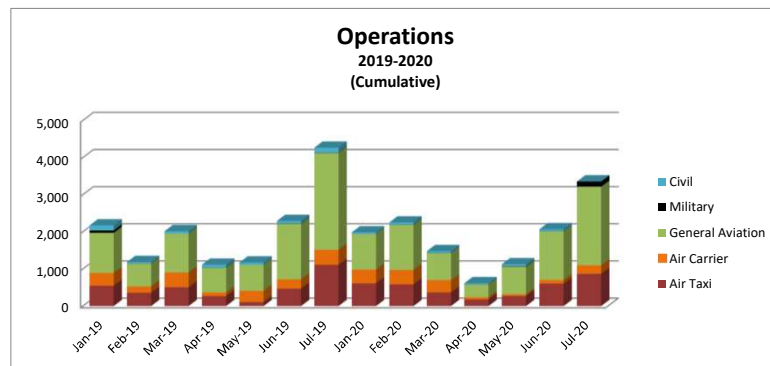
Friedman Memorial Airport Profit & Loss Budget vs. Actual (COMBINED '20)

	Oct '19 - Jun 20	Budget	\$ Over Budget	% of Budget
7548-00 · AIP '48 EXPENSE - LAND ACQU				
7548-01 · AIP '48 - Eligible	1,896,902.22	0.00	1,896,902.22	100.0%
7548-02 · AIP '48 - Non-Eligible	4,302.00	0.00	4,302.00	100.0%
Total 7548-00 · AIP '48 EXPENSE - LAND ACQU	1,901,204.22	0.00	1,901,204.22	100.0%
7549-00 · AIP '49 - SRE Aqu., Pavement Ma				
7549-01 · AIP '49 - Eligible	195,319.91	0.00	195,319.91	100.0%
Total 7549-00 · AIP '49 - SRE Aqu., Pavement Ma	195,319.91	0.00	195,319.91	100.0%
7550-00 · Terminal Area Plan (TAP)				
7550-01 · AIP '50 - Eligible	16,658.40	0.00	16,658.40	100.0%
Total 7550-00 · Terminal Area Plan (TAP)	16,658.40	0.00	16,658.40	100.0%
7551-00 · EA - Land Acq - Approach Protec				
7551-01 · AIP '51 - Eligible	11,038.81			
Total 7551-00 · EA - Land Acq - Approach Protec	11,038.81			
8500-00 · Capital Imp. Program (CIP)				
8502-00 · Land Acq - Approach Protection				
8502-01 · CIP-Land Acqu-Approach Protecti	7,907.90			
8502-00 · Land Acq - Approach Protection - Other	190.00			
Total 8502-00 · Land Acq - Approach Protection	8,097.90			
Total 8500-00 · Capital Imp. Program (CIP)	8,097.90			
Total "C" EXPENSES	2,948,487.05	18,748.00	2,929,739.05	15,726.9%
Total EXPENDITURES	5,474,387.29	2,571,784.97	2,902,602.32	212.9%
Total Expense	5,474,387.29	2,571,784.97	2,902,602.32	212.9%
Net Ordinary Income	-410,058.59	414,278.03	-824,336.62	-99.0%
Net Income	-410,058.59	414,278.03	-824,336.62	-99.0%

**Friedman Memorial Airport
July 2020**

ATTACHMENT 3

ATCT Traffic Operations Record																				
Month	2001	2002	2003	2004	2005	2006	2007	2008	2009	2010	2011	2012	2013	2014	2015	2016	2017	2018	2019	2020
January	3,622	3,893	3,912	2,600	3,028	2,787	4,547	2,520	2,070	2,379	2,408	2,098	2,454	2,128	2,249	1,842	1,665	2,019	2,172	1,987
February	4,027	4,498	3,073	3,122	3,789	3,597	3,548	2,857	2,244	2,647	2,117	2,205	2,612	1,417	2,268	2,533	1,629	1,914	1,187	2,253
March	4,952	5,126	3,086	4,097	3,618	2,918	4,677	3,097	2,145	2,709	1,813	1,921	2,753	1,924	2,023	1,917	1,895	1,860	2,016	1,480
April	2,494	3,649	2,213	2,840	2,462	2,047	2,581	2,113	1,724	1,735	1,604	1,513	1,509	1,210	1,337	1,380	1,426	1,257	1,116	616
May	3,905	4,184	2,654	3,282	2,729	2,134	1,579	2,293	2,280	1,891	1,533	1,693	1,852	555	668	1,501	1,802	1,442	1,174	1,127
June	4,787	5,039	4,737	4,438	3,674	3,656	5,181	3,334	2,503	3,019	2,898	2,761	3,203	2,164	2,387	2,475	2,502	2,552	2,292	2,069
July	6,359	8,796	6,117	5,910	5,424	5,931	7,398	4,704	4,551	5,005	5,004	4,810	5,345	4,345	4,159	4,562	4,573	5,033	4,266	3,356
August	6,479	6,917	5,513	5,707	5,722	6,087	8,196	4,570	4,488	4,705	4,326	3,823	4,644	3,114	2,932	3,719	3,873	3,175	3,260	0
September	3,871	4,636	4,162	4,124	4,609	3,760	4,311	2,696	3,376	3,128	3,359	2,396	2,403	2,237	2,292	2,379	2,036	2,224	2,235	0
October	3,879	3,656	3,426	2,936	3,570	3,339	3,103	2,134	2,145	2,012	1,886	1,658	1,874	1,760	1,789	1,377	1,939	1,670	1,571	0
November	3,082	2,698	2,599	2,749	2,260	2,912	2,892	1,670	1,901	1,309	1,114	1,325	1,475	908	1,229	1,314	1,135	1,392	1,328	0
December	3,401	2,805	3,247	3,227	2,722	3,834	2,699	1,848	2,272	1,811	2,493	2,066	2,016	1,545	1,482	1,717	2,217	2,033	1,960	0
Totals	50,858	55,897	44,739	45,032	43,607	43,002	50,712	33,836	31,699	32,350	30,555	28,269	32,140	23,307	24,815	26,716	26,692	26,571	24,577	12,888



ATCT Operations Change (July 2019 vs. July 2020)			
	2020	2019	% Change
Air Taxi	868	1,112	-22%
Air Carrier	231	405	-43%
General Aviation	2,116	2,606	-19%
Military	140	5	2700%
Civil	1	138	-99%
Total	3,356	4,266	-21.33%
YTD Total	12,888	14,223	-9.39%

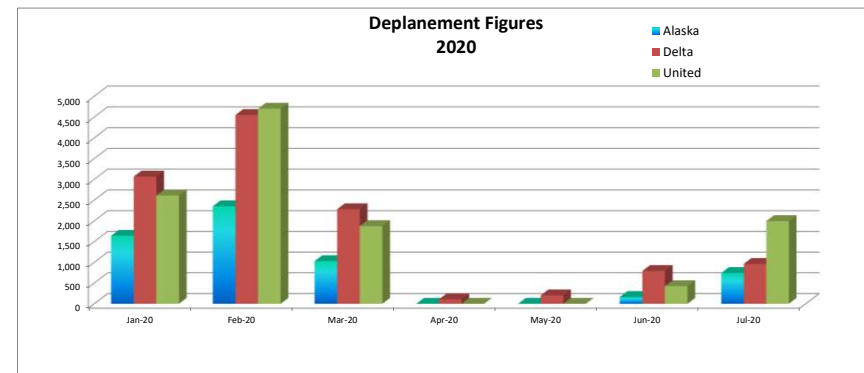
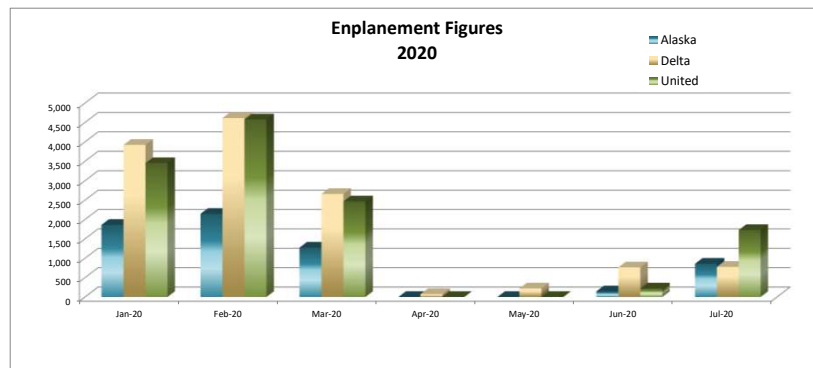
**Friedman Memorial Airport
July 2020**

2020 Enplanements																		
Date	Alaska Airlines					Delta Airlines					United Airlines					Total Enp.	Prior Year Total Enp.	Total % Change
	Revenue	Non-Revenue	Total	Prior Year Month	Total % Change	Revenue	Non-Revenue	Total	Prior Year Month	Total % Change	Revenue	Non-Revenue	Total	Prior Year Month	Total % Change			
Jan-20	1,814	48	1,862	1,922	-3%	3,858	64	3,922	3,974	-1%	3,414	39	3,453	3,225	7%	9,237	9,121	1.3%
Feb-20	2,104	42	2,146	1,354	58%	4,521	92	4,613	1,826	153%	4,512	64	4,576	2,025	126%	11,335	5,205	117.8%
Mar-20	1,217	57	1,274	2,018	-37%	2,572	87	2,659	5,283	-50%	2,434	33	2,467	4,951	-50%	6,400	12,252	-47.8%
Apr-20	0	0	0	0	100%	61	12	73	3,804	-98%	0	0	0	0	100%	73	3,804	-98.1%
May-20	0	0	0	0	0%	191	29	220	3,616	-94%	0	0	0	0	0%	220	3,616	-93.9%
Jun-20	127	18	145	1,239	-88%	734	30	764	4,922	-84%	212	8	220	1,167	-81%	1,129	7,328	-84.6%
Jul-20	818	41	859	1,915	-55%	739	38	777	5,719	-86%	1,669	59	1,728	5,219	-67%	3,364	12,853	-73.8%
Totals	6,080	206	6,286	8,448	-26%	12,676	352	13,028	29,144	-55%	12,241	203	12,444	16,587	-25%	31,758	54,179	-41.4%

Legend for Chart:

2020 Deplanements																		
Date	Alaska Airlines					Delta Airlines					United Airlines					Total Dep.	Prior Year Total Dep.	Total % Change
	Revenue	Non-Revenue	Total	Prior Year Month	Total % Change	Revenue	Non-Revenue	Total	Prior Year Month	Total % Change	Revenue	Non-Revenue	Total	Prior Year Month	Total % Change			
Jan-20	1,589	53	1,642	1,774	-7%	3,009	60	3,069	3,044	1%	2,567	47	2,614	2,331	12%	7,325	7,149	2.5%
Feb-20	2,316	38	2,354	1,447	63%	4,467	84	4,551	2,582	76%	4,640	64	4,704	2,268	107%	11,609	6,297	84.4%
Mar-20	965	65	1,030	2,066	-50%	2,220	64	2,284	5,375	-58%	1,840	35	1,875	4,192	-55%	5,189	11,633	-55.4%
Apr-20	0	0	0	0	100%	98	9	107	3,364	-97%	0	0	0	0	100%	107	3,364	-96.8%
May-20	0	0	0	0	0%	186	17	203	3,762	-95%	0	0	0	0	0%	203	3,762	-94.6%
Jun-20	141	23	164	1,391	-88%	754	39	793	5,538	-86%	408	18	426	1,801	-76%	1,383	8,730	-84.2%
Jul-20	715	29	744	1,952	-62%	930	34	964	6,082	-84%	1,942	54	1,996	5,363	-63%	3,704	13,397	-72.4%
Totals	5,726	208	5,934	8,630	-31%	11,664	307	11,971	29,747	-60%	11,397	218	11,615	15,955	-27%	29,520	54,332	-45.7%

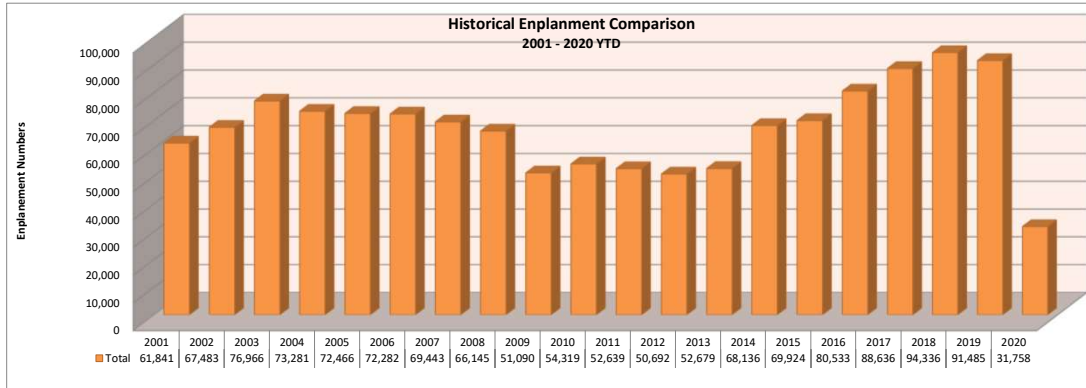
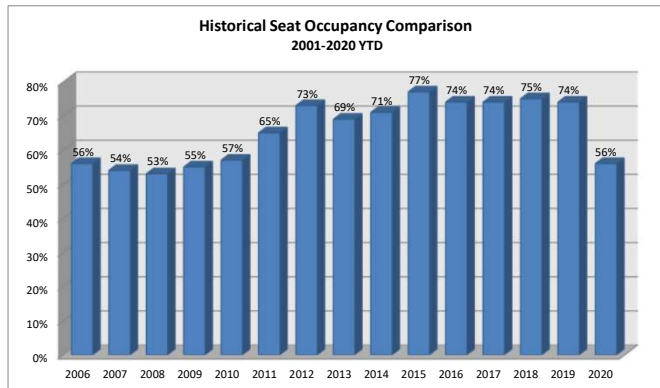
Legend for Chart:



**Friedman Memorial Airport
July 2020**

2020 Seat Occupancy																		
Date	Alaska Airlines				Delta Airlines				United Airlines				Seat Occupancy Totals			Seat Occupancy Totals Prior Year Comparison		
	Departure Flights	Seats Available*	Seats Occupied	Percent Occupied	Departure Flights	Seats Available*	Seats Occupied	Percent Occupied	Departure Flights	Seats Available*	Seats Occupied	Percent Occupied	Total Seats Available	Total Seats Occupied	Total Percent Occupied	Prior Year % Change Total Seats Available	Prior Year % Change Total Seats Occupied	Prior Year % Change Total % Occupied
Jan-20	32	2,432	1,862	77%	69	5,106	3,922	77%	74	5,624	3,453	61%	13,162	9,237	70%	-3%	1%	3%
Feb-20	37	2,812	2,146	76%	78	5,760	4,613	80%	81	6,156	4,576	74%	14,728	11,335	77%	73%	118%	16%
Mar-20	37	2,812	1,274	45%	78	5,826	2,659	46%	55	4,180	2,467	59%	12,818	6,400	50%	-21%	-48%	-26%
Apr-20	0	0	0	0%	30	2,124	73	3%	0	0	0	0%	2,124	73	3%	-53%	-98%	-82%
May-20	0	0	0	0%	19	1,336	220	16%	0	0	0	0%	1,336	220	16%	-69%	-94%	-67%
Jun-20	6	456	145	32%	29	2,030	764	38%	12	882	220	25%	3,368	1,129	34%	-68%	-85%	-35%
Jul-20	24	1,824	859	47%	31	2,356	777	33%	60	4,560	1,728	38%	8,740	3,364	38%	-47%	-74%	-40%
Totals	136	10,336	6,286	61%	334	24,538	13,028	53%	282	21,402	12,444	58%	56,276	31,758	56%	-24%	-41%	-17%

Note: *Preliminary available seat calculations based on scheduled flights. Actual available seat calculations will be updated periodically when official DOT numbers are obtained.



U.S. CONTRACT TOWER ASSOCIATION

Chair: **Todd Woodard, C.M., Spokane International Airport, WA**

Vice Chairs: **Clara Bennett, Boca Raton Airport, FL**
Chris Pomeroy, Friedman Memorial Airport, ID

AAAE Staff: **Spencer Dickerson and Brad Van Dam**

FAA's Contract Tower (FCT) Program continues to be a model for efficient and cost-effective government programs. It regularly receives positive endorsements from all stakeholders, including NTSB, the DOT Inspector General, airport management, Congress and, most importantly, the users of the aviation system. A total of 256 airports from 46 states currently participate in the program, including 11 that are in the cost-share program for airports with a benefit/cost (b/c) ratio below 1.0. In 2018, two new airports were added to the program - North Texas Regional Airport (Denison, Texas) and Albert J. Ellis Airport (Richlands, N.C.). FAA announced on June 3, 2019, that the agency will accept new airport applicants for the program. Next airport to be added to the program is Hammond Northshore Regional Airport in Louisiana on October 1, 2020. Other airports that have applied or are expected to apply for the program are San Bernardino, CA; Austin Executive, TX; Houston Executive, TX; Gulf Shores, AL; Nashville John Tune Airport, TN; Lewis, IL; Boulder City, NV; Tallettna, AK; Leesburg, VA; Auburn, AL; Fort Collins, CO; North Palm Beach County, FL; Marana, AZ; Bend, OR; Truckee, CA; Chester County, PA; French Valley Airport, Riverside County, CA, and Mankato, MN.

The DOT Inspector General released its latest audit on the contract tower program on April 28, 2020 and, as expected, the report was very positive for the overall program from a cost-effectiveness and safety perspective.

To provide long-term stability to airports in the FCT program, we continue to proactively reach out to our friends in Congress. Regarding COVID-19 and impact on the national air transportation system and the subsequent dramatic reduction in airport revenues across the board, contract towers nationwide must remain fully operational to ensure these airports/towers play a key role in the recovery of the national air transportation system and respond to ongoing and necessary medical operations during the current national emergency and non-COVID-19 related disaster and emergency relief efforts; federal, state and local law enforcement operations, and military training/readiness activity. The vast majority of the \$10 billion Congress provided to airports in the CARES ACT was targeted to large-hub and medium-hub air carrier airports and did not focus on airport relief funds to support contract towers. Unfortunately, the \$100 million provided to the 3,000 plus general aviation airports in the CARES ACT was stretched very thin.

On July 27, Senate Republican leaders released their proposed next round of coronavirus relief (the [Health, Economic Assistance, Liability Protection and Schools - HEALS Act](#)), including \$10 billion for airports. A summary of the bill states that *"the proposal provides \$10 billion to FAA's Airport Improvement Program to maintain operations at our nation's airports that are facing a record drop in passengers. Funding will be distributed by statutory entitlement and enplanements formulas and may be used for operating expenses and debt service. Funding is also set aside to maintain Contract Tower operations."*

\$9.5 billion of the \$10 billion is reserved for commercial service airports (10,000 annual enplanements or more) based on passenger enplanements and cargo activity. The remaining \$500 million of the \$10 billion package is designated for nonprimary (fewer than 10,000 annual enplanements) and general aviation airports apportioned in the same manner as the CARES Act with \$8.15 million of those funds reserved for Contract Tower airports to cover lawful expenses to support FAA contract tower operations at nonprimary and general aviation contract

tower airports. For the CARES Act passed by Congress in late March, all contract tower airports may use CARES Act funding for contract tower operations expenses paid by airports (see list below for eligible expenses). For the final funding in the next coronavirus relief package, primary contract tower airports (airports with more than 10,000 annual enplanements and nonprimary and general aviation airports, as part of the \$8.15 million set aside, may use these funds for the same tower operations expenses listed below.

- *Tower building maintenance, utilities, tele-communications for contract towers (shout lines, 2-digit dial lines, etc.), janitorial, equipment maintenance service agreements;*
- *Tower building upgrades/repairs, radios, tele-communications equipment, emergency backup systems, weather reporting equipment, ASOS/AWOS, headsets, digital voice recorders, window shades, chairs, binoculars, light guns, radar;*
- *Airport cost-share payments at the 11 contract tower cost-share airports;*
- *Payments for extra contract tower controller staffing/operating hours that airports currently pay **outside** the contracts FCT contractors have with FAA to staff contract towers, and*
- *Tower sanitization and cleaning costs associated with COVID-19*

Regarding the appropriations process and efforts to secure guaranteed funding bill language of \$172.8 million in the fiscal year 2021 spending bill, Reps. Julia Brownley (D-Calif.), Frederica Wilson (D-FL), John Ratcliffe (R-TX) and Rodney Davis (R-IL) organized a group letter signed by 86 House members (49 Democrats and 37 Republicans) that was sent to House Appropriations Committee leaders. Sens. James Inhofe (R-OK) and Richard Blumenthal (D-CT) led a similar effort in the Senate that included 41 Senators on the letter (12 Republicans and 29 Democrats).

AAAE/USCTA also organized a coalition letter from the various groups in Washington on fiscal year 2021 FCT funding that was sent to the leaders of the House and Senate appropriations committees. Signers of the letter included ACI-NA, AOPA, Regional Airline Association, NASAO, NATA, NBAA, Air Traffic Control Association and the Cargo Airline Association.

The FY '21 DOT/FAA spending bill, passed by the House on July 31, includes the industry-requested guaranteed funding of \$172.8 million for the FAA FCT program (\$2.8 million more than the FY '20 enacted funding level). That is the full amount needed to fund all current 256 FAA contract towers, as well as provides funding flexibility for FAA to add three to four new start contract towers.

Senators James Inhofe (R-OK); Jerry Moran (R-KS), and Patty Murray (D-WA) introduced our FCT staffing/social security annuity legislation (S. 2898) in the Senate on November 19, 2019 and Congresswoman Julia Brownley (D-CA) and Rodney Davis (R-IL) introduced the same legislation in House on December 4, 2019. To date we have 46 Senate co-sponsors and 85 House co-sponsors. This legislation could pave the way for an additional 125-150 retired FAA controllers to work at FAA contract towers. S. 2898 was unanimously approved by the Senate Commerce Committee on December 11, 2019.

Regarding FAA reauthorization, the final bill passed by Congress and signed by the President in October 2018 contained very positive and significant pro-airport reforms that will provide needed and long overdue stability to airports with FAA contract towers, including:

- *Except for cost-share towers, eliminates the annual benefit/cost (b/c) analysis unless an airport's annual traffic drops by more than 25 percent annually or more than 55 percent over a three-year period;*
- *Prohibits FAA from adding non-site specific/indirect costs to b/c's (i.e. airways facilities costs, depreciation, etc.);*
- *Ensures that airports have an adequate opportunity to respond to b/c analyses;*

- *Automatically adds 10 percentage points to the b/c analysis to capture non-quantifiable benefits of a control tower;*
- *Lifts the cap on AIP eligibility for contract tower construction to be consistent with other AIP-eligible projects;*
- *Exempts airports with both Part 121 air service and more than 25,000 annual passenger enplanements from any cost-share payments under the Contract Tower Cost-Share Program;*
- *Ends the moratorium on FAA considering applicable non-towered airports and non-federal towered airports for the Contract Tower Program and requires the agency to run b/c ratios on the cost-share contract towers, using the factors set forth in the FAA report, Establishment and Discontinuance Criteria for Airport Traffic Control Towers (FAA-APO-90-7 as of August 1990);*
- *Makes funds available from the Small Airport AIP Fund for contract tower construction/equipment for current contract towers and qualified non-towered airports; and*
- *Establishes a remote tower pilot program.*

We had a productive meeting in Washington October 3, 2019 at FAA with top officials from the agency's air traffic organization and other lines of business to discuss short- and long-term challenges facing the FCT program (see attached agenda for the topics discussed). Attendees from the AAAE side included several airport directors with contract towers and the FCT contractors. Emails, conference calls, and meetings continue on working group action items.

The focus of USCTA in 2020 will be to keep pressure on FAA to run updated b/c ratios for additional non-federal/non-towered airports that have applied to the program and updated b/c's for the cost-share towers and secure full and dedicated funding for contract towers in the DOT/FAA fiscal year 2021 appropriations bill. Additionally, AAAE staff and the USCTA policy board continue to have discussions with FAA about the contract tower construction/equipment funding eligibility from the Small Airport AIP fund; contract tower minimum equipment list; tower operating agreements; remote towers; AFTIL siting process for new contract towers; building security/OSHA inspections of contract towers; staffing challenges at contract towers; liability insurance, and leases for airport-owned towers. Another area of continuing focus for the policy board and the ATC contractors is on recruitment/retention of qualified controllers at FAA contract towers.

We hosted a "virtual" contract tower Zoom webinar on July 10 with 190 participants. We have a USCTA Policy Board Zoom call scheduled for September 14. The annual USCTA Policy Board Strategic Planning Meeting was held January 24 in Monterey, California.

2020-21 USCTA Policy Board:

Below is the USCTA Policy Board approved by the AAAE Board of Directors.

Todd Woodard, C.M., (Spokane, Washington) **Chair**

Clara Bennett (Boca Raton, Florida), **Vice Chair**

Chris Pomeroy (Hailey, Idaho), **Vice Chair**

Michael Baylis (CI2)

Tom Bibb, A.A.E. (Nashville)

Vic Bird (Oklahoma Aeronautics Commission)

Jerry Brienza (Medford, Oregon)

Dave Byers (Quadrex)

Steve Christmas (Serco)

Richard Cloutier (Idaho Falls, Idaho)

Shane Cordes (Midwest ATC)

Peter Deeks (AJT Engineering)
Jason Devillier (Charlottesville, Virginia)
Kelly Dollarhide (Jacksonville, Florida)
Deanna Dresel (Midwest ATC)
Pete Dumont (Air Traffic Control Association)
Tim Edwards, A.A.E. (Harrisburg, Pennsylvania)
Margaret Evanson (Mesa, Arizona)
Ryan Frost (Naples, Florida)
Jeremy Keating, C.M. (Bullhead City, Arizona)
Andrella Kenner (CI2)
Doug Kimmel (Marion, Illinois)
Larry Krauter, A.A.E. (Spokane, Washington)
Brian Lally (CTBX Aviation)
Lance Lamkin (Norman, Oklahoma)
Vinicio Llerena (Victoria, Texas)
Scott Malta, A.A.E. (Moore County, NC)
Matt Massiano (SAAB Sensis)
David McCann (Serco)
Parker McClellan, A.A.E. (Panama City, Florida)
Keren Williams McLendon (RVA)
Mike Olson, A.A.E. (Grand Island, Nebraska)
Michael Pearson (Associations of Collegiate Training Institutions)
Eric Pratt, C.M. (Mesquite, Texas)
Paul Priegel (Stillwater, Oklahoma)
Bryan Rodgers (State College, Pennsylvania)
Tim Rogers, A.A.E. (Salina, Kansas)
Jim Slate (RVA)
Richard Smith (Alhambra, California)
Kurt Stanich (Waukesha, Wisconsin)
Amy St. Pierre (Midwest ATC)
Dirk Vanderleest (Concord, North Carolina)
Karl Von Hagel, A.A.E. (Cobb County, Georgia)
Dirk Vanderleest (Concord, North Carolina)
Karl Von Hagel, A.A.E. (Cobb County, Georgia)
Paul Wolownik (Wolen)