

**NOTICE OF A REGULAR MEETING OF
THE FRIEDMAN MEMORIAL AIRPORT AUTHORITY**

PLEASE TAKE NOTICE that a regular meeting of the Friedman Memorial Airport Authority shall be held Tuesday, December 8, 2020 at 5:30 p.m. at the **old Blaine County Courthouse Meeting Room** Hailey, Idaho. All matters shall be considered Joint Decision Matters unless otherwise noted. **This meeting is open to the public, but attendees are STRONGLY ENCOURAGED to attend by web access. Instructions below:**

Please join the meeting from your computer, tablet, or smartphone.

<https://global.gotomeeting.com/join/723981309>

You can also dial in using your phone.

United States: 1 (312) 757-3121

Dial In Access Code: 723-981-309

The proposed Agenda for the meeting is as follows:

**AGENDA
December 8, 2020**

- I. APPROVE AGENDA – ACTION ITEM**
- II. PUBLIC COMMENT (10 Minutes Allotted)**
- III. FRIEDMAN MEMORIAL AIRPORT AUTHORITY MEETING MINUTES OF:**
 - A. November 17, 2020 Regular Meeting – Motion to Approve – **Attachment #1 ACTION ITEM**
- IV. RECOGNITION OF SERVICE**
- V. REPORTS**
 - A. Chairman Report
 - B. Blaine County Report
 - C. City of Hailey Report
 - D. Fly Sun Valley Alliance Report
 - E. Airport Manager Report
- VI. AIRPORT STAFF BRIEF (5 Minutes Allotted)**
 - A. Noise Complaints in November
 - B. Profit & Loss, ATCT Traffic Operations Count and Enplanement Data – **Attachment #2 – #4**
 - C. Airport Commercial Flight Interruptions (unofficial)
 - D. Review Correspondence
- VII. ACTION ITEMS (a vote may occur but is not required to be taken)**
 - A. NEW BUSINESS
 - 1. Short Term Extension to Joint Powers Agreement – Consideration of Approval – **Attachment #5 ACTION ITEM**
 - 2. Reappointment of Independent Board Member Position – Consideration of Approval – **ACTION ITEM**
 - 3. Revisions to Transient Tie-Down Fees – Consideration of Approval – **Attachment #6 ACTION ITEM**
 - B. CONTINUING BUSINESS
 - 1. None
- VIII. DISCUSSION AND UPDATES**
 - A. NEW BUSINESS
 - 1. Fiscal Year 2020 Audit Update
 - B. CONTINUING BUSINESS
 - 1. Miscellaneous
 - i. None
 - 2. Construction and Capital Projects
 - i. None
 - 3. Airport Planning Projects
 - i. Environmental Assessment (Land Acquisition) – Update
 - ii. Terminal Area Plan – Update
- IX. PUBLIC COMMENT**
- X. EXECUTIVE SESSION**
 - I.C. §74-206 (1),(c) To acquire an interest in real property which is not owned by a public agency**
 - I.C. §74-206 (1),(f) To communicate with legal counsel to discuss legal ramifications for controversy imminently likely to be litigated**
- XI. ADJOURNMENT**

FRIEDMAN MEMORIAL AIRPORT AUTHORITY MEETINGS ARE OPEN TO ALL INTERESTED PARTIES. SHOULD YOU DESIRE TO ATTEND A BOARD MEETING AND NEED A REASONABLE ACCOMMODATION TO DO SO, PLEASE CONTACT THE AIRPORT MANAGER'S OFFICE AT LEAST ONE WEEK IN ADVANCE BY CALLING 208-788-4956 OR WRITING TO 1616 AIRPORT CIRCLE, HAILEY, IDAHO 83333.

FMAA Meeting Brief 12-08-20

III. FRIEDMAN MEMORIAL AIRPORT AUTHORITY MEETING MINUTES OF:

- A. November 17, 2020 Regular Meeting – Motion to Approve - **Attachment #1 ACTION ITEM**

IV. RECOGNITION OF SERVICE

V. REPORTS

- A. Chairman Report

This item is on the agenda to permit a Chairman report if appropriate.

- B. Blaine County Report

This item is on the agenda to permit a County report if appropriate.

- C. City of Hailey Report

This item is on the agenda to permit a City report if appropriate.

- D. Fly Sun Valley Alliance Report

This item is on the agenda to permit a report if appropriate.

- E. Airport Manager Report

This item is on the agenda to permit an Airport Manager report if appropriate.

VI. AIRPORT STAFF BRIEF - (5 Minutes Allotted)

- A. There were no Noise Complaints in November

- B. Profit & Loss, ATCT Traffic Operations Count and Enplanement Data - **Attachments #2 - #4**

Attachment #2 is Friedman Memorial Airport Profit & Loss Budget vs. Actual (unaudited)

Attachment #3 is 2001 - 2020 ATCT Traffic Operations Record comparison by month

Attachment #4 is 2020 Enplanements, Deplanements and 2020 Seat Occupancy data

FMAA Meeting Brief 12-08-20

The following revenue and expense analysis is provided for Board information and review:

October 2020

Total Non-Federal Revenue	October, 2020	\$361,500.10
Total Non-Federal Revenue	October, 2019	\$382,708.03
Total Non-Federal Revenue	FY '21 thru October	\$361,500.10
Total Non-Federal Revenue	FY '20 thru October	\$382,708.03
Total Non-Federal Expenses	October, 2020	\$434,200.53
Total Non-Federal Expenses	October, 2019	\$426,268.78
Total Non-Federal Expenses	FY '21 thru October	\$434,200.53
Total Non-Federal Expenses	FY '20 thru October	\$426,268.78
Net Income excluding Federal Programs	FY '21 thru October	-\$72,700.43
Net Income excluding Federal Programs	FY '20 thru October	-\$43,560.75
Net Income to include Federal Programs	FY '21 thru October	*-\$828,059.57
Net Income to include Federal Programs	FY '20 thru October	-\$183,545.49

**Please note the ARFF truck reimbursement in the amount of \$665,642.00 is currently in progress. Excluding the expense for the ARFF truck, we are in a better position financially than this time last year at (\$162,417.57).*

C. Airport Commercial Flight Interruptions (unofficial):

AIRLINE	FLIGHT CANCELLATIONS	FLIGHT DIVERSIONS
	November 2020	
Alaska Airlines	None	None
Delta	None	9
United	N/A	N/A

D. Review Correspondence

None

VII. ACTION ITEMS (a vote may occur but is not required to be taken)

A. NEW BUSINESS

1. Short Term Extension to Joint Powers Agreement – Consideration of Approval – **Attachment #5 ACTION ITEM**

Attachment #5 is a draft short-term extension to the Amended and Restated Joint Powers Agreement (JPA). The term of the JPA is presently set to expire on December 31, 2020. The purpose of this is to extend the term to April 15, 2021 to ensure uninterrupted existence of the Airport Authority as the management entity for the Airport while The City and County continue to work on a longer term amendment to the JPA. It is expected that such a long-term amendment will be completed and ready to be approved by early April of next year.

FMAA Meeting Brief 12-08-20

ACTION REQUESTED: Motion to approve the short-term extension to the Amended and Restated Joint Powers Agreement (JPA).

2. Reappointment of Independent Board Member Position – Consideration of Approval – **ACTION ITEM**

The current, two-year term for the FMAA Independent Board Member position expires on December 31, 2020. This agenda item provides the Board the opportunity to discuss a direction for the next term of the Independent Board Member position.

ACTION REQUESTED: Motion to reappoint or establish appropriate direction to fill the Independent Board Member position as deemed appropriate by the Board after discussion.

3. Revisions to Transient Tie-Down Fees – Consideration of Approval – **Attachment #6 ACTION ITEM**

Due to the more complex nature of proposed revisions to Tie-Down fees, **Attachment #6** includes the proposed changes to Tie-Down fees. As a result of these recommendations, revisions and additions to the current Rates and Charges schedule will be necessary. Staff will provide a summary of these and other proposed revisions and additions and solicit input from the Board at the meeting.

The proposed changes have been reviewed by, and coordinated with, the Finance/Lease Committee. And, as a reminder, Rates and Charges can be changed by the Board at any time during the fiscal year.

ACTION REQUESTED: Motion to approve the revised Tie-Down Rates and Charges schedule as proposed.

B. CONTINUING BUSINESS

1. None

VIII. DISCUSSION AND UPDATES

A. NEW BUSINESS

1. Fiscal Year 2020 Audit Update

The fiscal year 2020 audit is in progress and the Board will hear from the auditors at the January Board meeting. The audit is progressing ahead of schedule and the expectation is that the audit results will be positive.

FMAA Meeting Brief 12-08-20

B. CONTINUING BUSINESS

1. Miscellaneous

- i. None

2. Construction and Capital Projects

- i. None

3. Airport Planning Projects

- i. Environmental Assessment (Land Acquisition) – Update

Preparation of an Environmental Assessment (EA) for the proposed land acquisition project continues. To date, the environmental reviews have not identified any unanticipated impacts. Most recent efforts include the completion of field investigations and associated documentation as well as drafting of the EA document text. Coordination meetings with the FAA were conducted to review the initial findings of the cultural resources determinations to facilitate on-going agency-to-agency coordination between the FAA and the State Historic Preservation Office (SHPO).

Preliminary draft chapters of the EA are being provided to airport staff for review and comment with a preliminary draft anticipated to the FAA for review in early 2021. Public release of the draft document for review and comment is expected early next year. Completion of the Environmental Assessment process, including a Finding of No Significant Impact by the FAA, is expected in spring of 2021.

- ii. Terminal Area Plan – Update

Preparation of the Terminal Area Plan continues by Mead & Hunt. The consultant team continues with the development of the draft inventory and capacity documents and processing and incorporation of tenant feedback after interviews in November. Draft inventory and capacity documents for staff review have slipped but are forthcoming in the next few weeks.

No additional updates are intended to be given by staff at the meeting unless the Board has specific questions or requests additional information

IX. PUBLIC COMMENT

- X. EXECUTIVE SESSION – I.C. §74-206 (1),(c) To acquire an interest in real property which is not owned by a public agency
I.C. §74-206 (1),(f) To communicate with legal counsel to discuss legal ramifications for controversy imminently likely to be litigated

XI. ADJOURNMENT

**MINUTES OF A REGULAR MEETING
OF THE
FRIEDMAN MEMORIAL AIRPORT AUTHORITY
November 17, 2020
5:30 P.M.**

IN ATTENDANCE:

BOARD MEMBERS: Vice-Chairman – Don Keirn, Treasurer - Ron Fairfax, Board Members - Angenie McCleary, Patrick Cooley, Dick Fosbury, Martha Burke
FRIEDMAN MEMORIAL AIRPORT STAFF: Airport Manager – Chris Pomeroy, Airport Security Coordinator – Steve Guthrie, Finance & Administration Manager – Brent Davis, Airport Operations Manager – Tim Burke, Airport Business Coordinator – Sarah Funk, Airport Administrative Coordinators – Sue Heaphy & Jenna Elliott
CONSULTANTS: T-O Engineers –Nathan Cuvala, Studio 360 – Sarah Shepard
AIRPORT LEGAL COUNSEL: Lawson Laski Clark, PLLC – Jim Laski

CALL TO ORDER:

The meeting was called to order at 5:32 p.m. by Vice Chairman Keirn

I. APPROVE AGENDA

The agenda was approved with change of the FMA December meeting date change from December 1, to December 8.

Airport Manager Pomeroy suggested changing the December FMA Board Meeting from December 1, 2020 to December 8, 2020.

MOTION: *Made by Board Member Fosbury to approve the agenda as presented with the change of the December FMA meeting from December 1st to December 8, 2020. Seconded by Board Member Cooley.*

PASSED UNANIMOUSLY

II. PUBLIC COMMENT

Airport Manager Pomeroy welcomed returning FMA Board Member Martha Burke. Board welcomed Martha.

III. APPROVE FMAA MEETING MINUTES

A. October 6, 2020 Regular Meeting Minutes - **Attachment #1**

MOTION: *Made by Board Member Fairfax to approve the board meeting minutes of the October 6, 2020 Regular Meeting. Seconded by Board Member Fosbury.*

PASSED UNANIMOUSLY

IV. REPORTS

A. Chairman Report

No report was given.

B. Blaine County Report

No report was given.

C. City of Hailey Report

Board Member Patrick Cooley reported his last FMA meeting will be next month, December 2020. Sam Linnet has been appointed to take his position on the FMA Board.

D. Fly Sun Valley Alliance Report

Carol Waller reported the winter flight schedule has been finalized. Board Member Fairfax thanked Carol Waller for the efforts with airlines to keep robust flight schedule with Covid challenges. Carol mentioned it is a joint effort and thanked all involved.

E. Airport Manager Report (see Power Point Presentation)

Airport Manager Pomeroy reported the new Operations Manager, Tim Burke, started on October 19th. Airport Operations Manager Tim Burke thanked the Board for the opportunity to work at FMA and looks forward to working with the team and Board.

Airport Manager Pomeroy reported that there was a decrease of enplanements in October from last year, but total operations increased from prior year with operations being down only 3% for the fiscal year-to-date.

Airport Manager Pomeroy reported the new instrument approach will start on December 1, 2020. Airport Operations Manager Tim Burke will follow up later in the meeting with an update on snow removal and changes in operations at FMA to accommodate new approach.

Airport Manager Pomeroy reported the following is "On the Horizon:"

- Joint Powers Agreement
- Board Member and Officer Term Discussion
- Rates and Charges – Tiedown Fees

V. AIRPORT STAFF BRIEF

- A. Noise Complaints in October
- B. Profit & Loss, ATCT Traffic Operations Count and Enplanement Data (See **Attachment #2-#4**)
- C. Airport Commercial Flight Interruptions (unofficial)
- D. Review Correspondence

VI. ACTION ITEMS

A. NEW BUSINESS (See Brief & Power Point)

1. Contract for Winter 2020/2021 Bussing Services with Caldwell Transportation Company – Consideration of Approval - **Attachment #5 ACTION ITEM**

Airport Manager Pomeroy reported the bussing contract is for a fixed cost bussing service for all airline carriers. The contract ensures all bussing equipment and operators are on standby for diversions to/from Twin Falls and Boise. This is typically a Fly Sun Valley Alliance expense, however, as reported after Airport Manager Pomeroy's comments by Brent Davis, Airport Finance & Administration Manager, FMA has the ability to use CARES Act funding operationally which provides the financial flexibility needed to allow the airport to expense the contract.

Board Member Cooley commented he agrees this is an important expense to fund, however he hopes this does not become an annual FMA expense.

MOTION: *Made by Board Member Burke to approve the contract with Caldwell Transportation Company in the amount of \$180,000 for FY'21. Seconded by Board Member Fosbury.*

PASSED UNANIMOUSLY

2. Recommendation of Award for Multi-Tasking Equipment (MTE) for Airfield Snow Removal – Consideration of Approval – **Attachment #6 ACTION ITEM**

Airport Manager Pomeroy reported the new MTE (multi-task equipment) that was approved over a year ago was received last month and has been put to the test with the snow fall last week. He reported it is an essential piece of equipment doing the work of two operators/equipment at one time. Operation Manager Tim Burke reported on the success of the MTE and the need for the additional MTE acquisition as the airport has increased demand due to the new approach and the aging of the older, outdated equipment.

Airport Manager Pomeroy reported MB Companies will honor the same contract and contract price that FMA paid last year, \$684,213. Local funds will be used for procurement.

Board Treasurer Fairfax reminded the Board the funding will come from local funds which is possible due our CARES Act grant., He is in support of acquiring

this piece of equipment. Board Member Burke also is in support and commented on the possible decrease on carbon footprint impact. Vice Chairman Keirn reported the FMA Finance Committee is in favor of approving this acquisition.

MOTION: Made by Board Member Burke to approve the award to MB Companies in the amount of \$684,213 for the procurement of the MB5 MTE. Seconded by Board Member Fairfax.

PASSED UNANIMOUSLY

B. CONTINUING BUSINESS

1. None

VII. DISCUSSION AND UPDATES

A. NEW BUSINESS

1. None

B. CONTINUING BUSINESS

1. Miscellaneous

i. Joint Powers Agreement Consideration of Extension - Discussion

Airport Manager Pomeroy reminded the Board the Joint Powers Agreement expires 12/31/2020. He wanted to check on the progress and provide the community with an update.

Jim Laski, FMA legal counsel, reported he has been working with the committee and he is preparing a red line draft with city and county revisions. He will have a better idea on timeline at the next FMA Board meeting with a possible request for a 30- to 60-day extension request.

Board Member McCleary reported progress on agreement is going well, but with the amount of revisions requested by the county and city an extension might be needed to accommodate city and county boards.

Board Member Burke reported it is on the agenda for the City of Hailey on all upcoming meeting in order to complete this in a timely manner.

2. Construction and Capital Projects

- i. None

3. Airport Planning Projects

i. Environmental Assessment (Land Acquisition) – Update

Airport Manager Pomeroy reported the following has been completed:

- Project description
- Purpose and need, and project alternatives
- Identification of affected environment and potential environmental consequences.
- A field visit was conducted on September 28-30th.

Airport Manager Pomeroy reported Mead & Hunt and Staff continue to work with FAA and the State Historical Preservation Office (SHPO), and a preliminary draft is expected by end of November.

ii. Terminal Area Plan - Update

Airport Manager Pomeroy reported the following has been completed.

- First round of tenant interviews was conducted week of November 9th.
- Completed enplanement and passenger profile.
- Terminal area existing conditions analysis.

Next steps in process due end of November:

- Existing conditions preliminary technical brief
- Capacity assessment preliminary technical brief

VIII. PUBLIC COMMENT

FMA Board Members thanked Patrick Cooley for his service to the FMA Board.

IX. EXECUTIVE SESSION

No Executive Session

X. ADJOURNMENT

The November 17, 2020 Regular Meeting of the Friedman Memorial Airport Authority was adjourned at approximately 6:14 p.m.

Angenie McCleary, Secretary

* *Additional resources/materials that should be reviewed with these meeting minutes include but are not limited to the Friedman Memorial Airport Authority Board Packet briefing, the PowerPoint presentation prepared for this meeting and any referenced attachments.*

2:27 PM

12/01/20

Accrual Basis

Friedman Memorial Airport Profit & Loss Budget vs. Actual (COMBINED '21)

	Oct 20	Budget	\$ Over Budget	% of Budget
Ordinary Income/Expense				
Income				
4000-00 · AIRCARRIER				
4000-01 · Aircarrier - Lease Space	14,578.58	29,166.67	-14,588.09	50.0%
4000-02 · Aircarrier - Landing Fees	9,082.29	9,833.33	-751.04	92.4%
4000-03 · Aircarrier - Gate Fees	0.00	0.00	0.00	0.0%
4000-04 · Aircarrier - Utility Fees	30.00	0.00	30.00	100.0%
4010-07 · Aircarrier - '14 PFC App	12,028.96	26,375.00	-14,346.04	45.6%
Total 4000-00 · AIRCARRIER	35,719.83	65,375.00	-29,655.17	54.6%
4020-00 · TERMINAL AUTO PARKING REVENUE				
4020-01 · Automobile Parking - Terminal	16,876.00	22,166.67	-5,290.67	76.1%
Total 4020-00 · TERMINAL AUTO PARKING REVENUE	16,876.00	22,166.67	-5,290.67	76.1%
4030-00 · AUTO RENTAL REVENUE				
4030-01 · Automobile Rental - Commission	28,951.00	25,300.00	3,651.00	114.4%
4030-02 · Automobile Rental - Lease Space	2,462.14	2,491.67	-29.53	98.8%
4030-03 · Automobile Rental - Auto Prkng	5,276.79	7,083.33	-1,806.54	74.5%
4030-04 · Automobile Rental - Utilities	0.00	166.67	-166.67	0.0%
Total 4030-00 · AUTO RENTAL REVENUE	36,689.93	35,041.67	1,648.26	104.7%
4040-00 · TERMINAL CONCESSION REVENUE				
4040-01 · Terminal Shops - Commission	319.89	416.67	-96.78	76.8%
4040-03 · Terminal Shops - Utility Fees	0.00	166.67	-166.67	0.0%
4040-10 · Advertising - Commission	4,191.25	2,083.33	2,107.92	201.2%
4040-11 · Vending Machines - Commission	93.04	416.67	-323.63	22.3%
4040-12 · Terminal ATM	75.00	83.33	-8.33	90.0%
Total 4040-00 · TERMINAL CONCESSION REVENUE	4,679.18	3,166.67	1,512.51	147.8%
4050-00 · FBO REVENUE				
4050-01 · FBO - Lease Space	40,991.39	13,916.67	27,074.72	294.5%
4050-02 · FBO - Tiedown Fees	32,305.50	17,083.33	15,222.17	189.1%
4050-03 · FBO - Landing Fees - Trans.	0.00	7,500.00	-7,500.00	0.0%
4050-04 · FBO - Commission	1,886.89	591.67	1,295.22	318.9%
4050-07 · FBO - Miscellaneous	0.00	0.00	0.00	0.0%
Total 4050-00 · FBO REVENUE	75,183.78	39,091.67	36,092.11	192.3%
4060-00 · FUEL FLOWAGE REVENUE				
4060-01 · Fuel Flowage - FBO	26,568.45	15,125.00	11,443.45	175.7%
Total 4060-00 · FUEL FLOWAGE REVENUE	26,568.45	15,125.00	11,443.45	175.7%
4070-00 · TRANSIENT LANDING FEES REVENUE				
4070-01 · Landing Fees - Commercial	0.00	15,000.00	-15,000.00	0.0%
4070-02 · Landing Fees - Non-Comm./Gov't	0.00	16.67	-16.67	0.0%

2:27 PM

12/01/20

Accrual Basis

Friedman Memorial Airport

Profit & Loss Budget vs. Actual (COMBINED '21)

	Oct 20	Budget	\$ Over Budget	% of Budget
Total 4070-00 · TRANSIENT LANDING FEES REVENUE	0.00	15,016.67	-15,016.67	0.0%
4080-00 · HANGAR REVENUE				
4080-01 · Land Lease - Hangar	144,652.91	56,833.33	87,819.58	254.5%
4080-02 · Land Lease - Hangar/Trans. Fee	191.25	0.00	191.25	100.0%
4080-03 · Hangar/Utilities (E8,11,24)	0.00	125.00	-125.00	0.0%
4080-05 · Land Lease - FMA Hangar Rentals	8,204.38	2,500.00	5,704.38	328.2%
Total 4080-00 · HANGAR REVENUE	153,048.54	59,458.33	93,590.21	257.4%
4090-00 · TIEDOWN PERMIT FEES REVENUE				
4090-01 · Tiedown Permit Fees (FMA)	0.00	1,666.67	-1,666.67	0.0%
Total 4090-00 · TIEDOWN PERMIT FEES REVENUE	0.00	1,666.67	-1,666.67	0.0%
4100-00 · CARGO CARRIERS REVENUE				
4100-01 · Cargo Carriers - Landing Fees	0.00	875.00	-875.00	0.0%
4100-02 · Cargo Carriers - Tiedown	0.00	250.00	-250.00	0.0%
Total 4100-00 · CARGO CARRIERS REVENUE	0.00	1,125.00	-1,125.00	0.0%
4110-00 · MISCELLANEOUS REVENUE				
4110-01 · Misc. Revenue	2,958.73	416.67	2,542.06	710.1%
4110-05 · Misc. Incident/Accident	0.00	0.00	0.00	0.0%
4110-09 · Miscellaneous Expense Reimburse	0.00	0.00	0.00	0.0%
Total 4110-00 · MISCELLANEOUS REVENUE	2,958.73	416.67	2,542.06	710.1%
4120-00 · GROUND TRANSP. PERMIT REVENUE				
4120-01 · Ground Transportation Permit	0.00	1,666.67	-1,666.67	0.0%
4120-02 · GTSP - Trip Fee	180.00	0.00	180.00	100.0%
Total 4120-00 · GROUND TRANSP. PERMIT REVENUE	180.00	1,666.67	-1,486.67	10.8%
4400-00 · TSA/SECURITY				
4400-02 · Terminal Lease	3,363.75	3,363.75	0.00	100.0%
4400-03 · Security Prox. Cards	16,620.00	3,000.00	13,620.00	554.0%
Total 4400-00 · TSA/SECURITY	19,983.75	6,363.75	13,620.00	314.0%
4500-00 · IDAHO STATE GRANT PROGRAM REV.				
4500-18 · SUN-18 SKW E-175 Certification	0.00	0.00	0.00	0.0%
4500-19 · SUN-19 AIP Sponsor Match	0.00	0.00	0.00	0.0%
4500-20 · SUN-20	0.00	0.00	0.00	0.0%
4500-21 · SUN-21	0.00	1,250.00	-1,250.00	0.0%
4500-26 · IDOT F208SUN	0.00	0.00	0.00	0.0%
Total 4500-00 · IDAHO STATE GRANT PROGRAM REV.	0.00	1,250.00	-1,250.00	0.0%
4510-00 · DOT/Small Community Air Service				
4510-01 · Small Community Air Service	0.00	0.00	0.00	0.0%

2:27 PM

12/01/20

Accrual Basis

Friedman Memorial Airport Profit & Loss Budget vs. Actual (COMBINED '21)

	Oct 20	Budget	\$ Over Budget	% of Budget
4510-02 · Local Match Contribution	0.00	0.00	0.00	0.0%
Total 4510-00 · DOT/Small Community Air Service	0.00	0.00	0.00	0.0%
4520-00 · INTEREST REVENUE				
4520-01 · Interest Revenue - General	1,640.87	1,666.67	-25.80	98.5%
4520-07 · Interest Revenue - '14 PFC	0.37	0.00	0.37	100.0%
4520-08 · Finance Fee Revenue	0.00	0.00	0.00	0.0%
Total 4520-00 · INTEREST REVENUE	1,641.24	1,666.67	-25.43	98.5%
4742-00 · AIP 42 - Project Air Carr. Apr				
4742-01 · AIP '42 Air Carr. Apron	0.00	0.00	0.00	0.0%
Total 4742-00 · AIP 42 - Project Air Carr. Apr	0.00	0.00	0.00	0.0%
4743-00 · AIP 43 - Air Carrier /Pkg. Lot				
4743-01 · AIP 43 - Air Carrier/Pkg. Lot	0.00	0.00	0.00	0.0%
Total 4743-00 · AIP 43 - Air Carrier /Pkg. Lot	0.00	0.00	0.00	0.0%
4744-00 · AIP '44 RPZ Acquisition EA				
4744-01 · AIP '44 - RPZ Acquisition - EA	0.00	0.00	0.00	0.0%
4744-00 · AIP '44 RPZ Acquisition EA - Other	0.00	0.00	0.00	0.0%
Total 4744-00 · AIP '44 RPZ Acquisition EA	0.00	0.00	0.00	0.0%
4745-00 · AIP '45 Terminal Apron Expan				
4745-02 · AIP '45 Expand AC Apr	0.00	0.00	0.00	0.0%
4745-01 · AIP '45 Terminal Apron Expan	0.00	0.00	0.00	0.0%
Total 4745-00 · AIP '45 Terminal Apron Expan	0.00	0.00	0.00	0.0%
4746-00 · AIP '46 Acquire SRE ARFF				
4746-01 · AIP '46 Acquire SRE ARFF	-1,961.72	0.00	-1,961.72	100.0%
4746-00 · AIP '46 Acquire SRE ARFF - Other	0.00	0.00	0.00	0.0%
Total 4746-00 · AIP '46 Acquire SRE ARFF	-1,961.72	0.00	-1,961.72	100.0%
4747-00 · AIP '47 - Acq.SRE/ARFF, Obs.Rem				
4747-01 · AIP '47-Acq.SRE/ARFF&Obs. Remov	0.00	0.00	0.00	0.0%
Total 4747-00 · AIP '47 - Acq.SRE/ARFF, Obs.Rem	0.00	0.00	0.00	0.0%
4748-00 · AIP '48 Land Acquisition				
4748-01 · AIP '48 Land Acq.- RPZ - 65 Acr	-2,971.87	0.00	-2,971.87	100.0%
Total 4748-00 · AIP '48 Land Acquisition	-2,971.87	0.00	-2,971.87	100.0%
4749-00 · AIP '49 - Acq. SRE/Pavement Mai				
4749-01 · AIP '49 - Acq. SRE/Pavement Mai	-44,679.15	3,515.62	-48,194.77	-1,270.9%

2:27 PM

12/01/20

Accrual Basis

Friedman Memorial Airport Profit & Loss Budget vs. Actual (COMBINED '21)

	Oct 20	Budget	\$ Over Budget	% of Budget
Total 4749-00 · AIP '49 - Acq. SRE/Pavement Mai	-44,679.15	3,515.62	-48,194.77	-1,270.9%
4750-00 · Terminal Area Plan (TAP)				
4750-01 · Terminal Area Plan	0.00	2,500.00	-2,500.00	0.0%
Total 4750-00 · Terminal Area Plan (TAP)	0.00	2,500.00	-2,500.00	0.0%
4751-00 · EA - Land Acq. - Approach Prote				
4751-01 · EA - Land Acq. Approach Protect	0.00	13,333.33	-13,333.33	0.0%
Total 4751-00 · EA - Land Acq. - Approach Prote	0.00	13,333.33	-13,333.33	0.0%
4752-00 · CARES Act				
4752-01 · CARES Act	0.00			
Total 4752-00 · CARES Act	0.00			
4753-00 · AIP '53 - Rehabilitate Runway				
4753-01 · AIP '53 - Rehabilitate Runway	0.00	46,875.00	-46,875.00	0.0%
Total 4753-00 · AIP '53 - Rehabilitate Runway	0.00	46,875.00	-46,875.00	0.0%
Total Income	323,916.69	334,821.06	-10,904.37	96.7%
Gross Profit	323,916.69	334,821.06	-10,904.37	96.7%
Expense				
EXPENDITURES				
"A" EXPENSES				
5000-01 · Salaries - Airport Manager	13,197.62	13,197.62	0.00	100.0%
5010-00 · Salaries -Finance Manager	8,333.34	9,606.17	-1,272.83	86.7%
5010-01 · Salaries - Office Assist.	10,382.66	10,233.60	149.06	101.5%
5010-03 · Salaries - Arpt Business Coord	5,707.86	5,707.84	0.02	100.0%
5020-00 · Salaries - ARFF/OPS Manager	10,845.67	9,488.27	1,357.40	114.3%
5030-00 · Salaries - ARFF/OPS Specialist	56,734.08	38,003.33	18,730.75	149.3%
5040-00 · Salaries-ASC/Sp.Prjct./Ex. Assi	27,025.40	7,297.33	19,728.07	370.3%
5050-00 · Salaries-Seasonal-Snow Removal	0.00	4,583.33	-4,583.33	0.0%
5050-01 · Salaries - Seasonal - Arpt Host	0.00	416.67	-416.67	0.0%
5050-02 · Salaries - Merit Increase	0.00	0.00	0.00	0.0%
5060-01 · Overtime - General	0.00	166.67	-166.67	0.0%
5060-02 · Overtime - Snow Removal	0.00	3,750.00	-3,750.00	0.0%
5060-04 · OT - Security	0.00	416.67	-416.67	0.0%
5070-05 · Compensated Absenses Accrued	0.00	0.00	0.00	0.0%
5100-00 · Retirement	15,351.50	11,916.67	3,434.83	128.8%
5110-00 · Social Security/Medicare	9,823.02	8,196.00	1,627.02	119.9%
5120-00 · Life Insurance	288.80	166.67	122.13	173.3%
5130-00 · Medical Insurance	17,641.82	21,386.67	-3,744.85	82.5%
5160-00 · Workman's Compensation	0.00	1,666.67	-1,666.67	0.0%
5170-00 · Unemployment Claims	0.00	0.00	0.00	0.0%

2:27 PM

12/01/20

Accrual Basis

Friedman Memorial Airport Profit & Loss Budget vs. Actual (COMBINED '21)

	Oct 20	Budget	\$ Over Budget	% of Budget
Total "A" EXPENSES	175,331.77	146,200.18	29,131.59	119.9%
"B" EXPENDITURES				
"B" EXPENSES - ADMINISTRATIVE				
6000-00 · TRAVEL EXPENSE				
6000-01 · Travel	0.00	3,116.66	-3,116.66	0.0%
Total 6000-00 · TRAVEL EXPENSE	0.00	3,116.66	-3,116.66	0.0%
6010-00 · SUPPLIES/EQUIPMENT EXPENSE				
6010-01 · Supplies - Office	728.13	666.67	61.46	109.2%
6010-02 · Supplies - Parking	0.00	83.33	-83.33	0.0%
6010-03 · Supplies - Computer	1,699.97	500.00	1,199.97	340.0%
Total 6010-00 · SUPPLIES/EQUIPMENT EXPENSE	2,428.10	1,250.00	1,178.10	194.2%
6020-00 · INSURANCE				
6020-01 · Insurance	26,562.00	4,660.00	21,902.00	570.0%
Total 6020-00 · INSURANCE	26,562.00	4,660.00	21,902.00	570.0%
6030-00 · UTILITIES				
6030-01 · Utilities - Gas/Terminal	1,175.00	1,500.00	-325.00	78.3%
6030-02 · Utilities - Gas/AOB & Cold Stor	436.00	708.33	-272.33	61.6%
6030-03 · Utilities - Elec./Runway&PAPI	431.41	541.63	-110.22	79.7%
6030-04 · Utilities - Elec./AOB & Cold St	631.46	708.37	-76.91	89.1%
6030-05 · Utilities - Electric/Terminal	3,106.70	4,166.63	-1,059.93	74.6%
6030-06 · Utilities - Telephone	1,373.72	1,333.37	40.35	103.0%
6030-07 · Utilities - Water	352.50	1,500.00	-1,147.50	23.5%
6030-08 · Utilities - Garbage Removal	1,061.01	1,208.37	-147.36	87.8%
6030-09 · Utilities - Sewer	510.23	341.63	168.60	149.4%
6030-11 · Utilities - Electric/Tower	324.87	458.37	-133.50	70.9%
6030-12 · Utilities - Elec./Brdfld.Hghl	23.80	41.63	-17.83	57.2%
6030-13 · Utilities - Elec. Exit Booth	78.07	208.37	-130.30	37.5%
6030-15 · Utilities - Elec/AWOS	198.77	333.37	-134.60	59.6%
6030-16 · Utilities - Elec. Wind Cone	11.94	12.50	-0.56	95.5%
6030-17 · Utilities - Elec./Gas- Hangar	130.51	291.63	-161.12	44.8%
6030-18 · Utilities - Lubricant Wst. Dspl	0.00	41.63	-41.63	0.0%
Total 6030-00 · UTILITIES	9,845.99	13,395.83	-3,549.84	73.5%
6040-00 · SERVICE PROVIDER				
6040-01 · Service Provider - General	238.19	0.00	238.19	100.0%
6040-02 · Service Provider - Term. Serv.	348.06	469.25	-121.19	74.2%
6040-03 · Service Provider - AOB Services	3,570.16	4,333.37	-763.21	82.4%
6040-04 · Service Provider-Ops./Airfield	13,350.00	1,333.00	12,017.00	1,001.5%
Total 6040-00 · SERVICE PROVIDER	17,506.41	6,135.62	11,370.79	285.3%
6050-00 · PROFESSIONAL SERVICES				

2:27 PM

12/01/20

Accrual Basis

Friedman Memorial Airport Profit & Loss Budget vs. Actual (COMBINED '21)

	Oct 20	Budget	\$ Over Budget	% of Budget
6050-01 · Professional Services - Legal	5,113.20	5,000.00	113.20	102.3%
6050-02 · Professional Serv. - Audit/Fina	2,856.00	5,833.37	-2,977.37	49.0%
6050-03 · Professional Services - Engineer	0.00	2,083.37	-2,083.37	0.0%
6050-04 · Professional Services - HR	0.00	1,666.63	-1,666.63	0.0%
6050-05 · Professional Services - Gen.	0.00	833.37	-833.37	0.0%
6050-10 · Prof. Svcs.-IT/Comp. Support	832.00	1,250.00	-418.00	66.6%
6050-12 · Prof. Serv.- Planning Air Serv.	1,178.75	583.37	595.38	202.1%
6050-13 · Prof. Serv.-Website Des.& Maint	36.50	333.37	-296.87	10.9%
6050-15 · Prof. Serv.-Comm/Public Outreac	2,308.42	3,500.00	-1,191.58	66.0%
6050-17 · Prof. Serv. - Airspace Consult.	0.00	2,083.37	-2,083.37	0.0%
6050-18 · Prof. Services - Approach Maint	0.00	2,500.00	-2,500.00	0.0%
6050-19 · Prof. Serv.-ATCT Relocation	0.00	2,500.00	-2,500.00	0.0%
Total 6050-00 · PROFESSIONAL SERVICES	12,324.87	28,166.85	-15,841.98	43.8%
6060-00 · MAINTENANCE-OFFICE EQUIPMENT				
6060-01 · Maint.-Office Equip./Gen.	0.00	0.00	0.00	0.0%
6060-04 · Maintenance - Copier	157.09	166.63	-9.54	94.3%
6060-05 · Maintenance - Phone	0.00	108.37	-108.37	0.0%
Total 6060-00 · MAINTENANCE-OFFICE EQUIPMENT	157.09	275.00	-117.91	57.1%
6070-00 · RENT/LEASE OFFICE EQUIPMENT				
6070-02 · Rent/Lease - Postage Meter	0.00	100.00	-100.00	0.0%
Total 6070-00 · RENT/LEASE OFFICE EQUIPMENT	0.00	100.00	-100.00	0.0%
6080-00 · DUES/MEMBERSHIPS/PUBLICATIONS E				
6080-01 · Dues/Memberships	400.00	500.00	-100.00	80.0%
6080-04 · Publications	1,344.68	416.63	928.05	322.8%
Total 6080-00 · DUES/MEMBERSHIPS/PUBLICATIO...	1,744.68	916.63	828.05	190.3%
6090-00 · POSTAGE				
6090-01 · Postage/Courier Service	0.00	166.63	-166.63	0.0%
Total 6090-00 · POSTAGE	0.00	166.63	-166.63	0.0%
6100-00 · EDUCATION/TRAINING				
6100-01 · Education/Training - Admin.	0.00	1,250.00	-1,250.00	0.0%
6100-02 · Education/Training - OPS	0.00	1,250.00	-1,250.00	0.0%
6100-03 · Education/Training - ARFF	8,929.34	1,208.37	7,720.97	739.0%
6100-04 · Ed/Train. - ARFF Trienn. Drill	0.00	0.00	0.00	0.0%
6100-05 · Education - Noise Abatement	0.00	0.00	0.00	0.0%
6100-06 · Education - Security	195.00	250.00	-55.00	78.0%
6100-08 · Education/Training - HFD Coop.	0.00	416.63	-416.63	0.0%
Total 6100-00 · EDUCATION/TRAINING	9,124.34	4,375.00	4,749.34	208.6%
6101-00 · PUBLIC OUTREACH/COMMUNICATIONS				

2:27 PM

12/01/20

Accrual Basis

Friedman Memorial Airport Profit & Loss Budget vs. Actual (COMBINED '21)

	Oct 20	Budget	\$ Over Budget	% of Budget
6101-01 · Advertising/Social Media/Sponso	2,563.10	2,916.63	-353.53	87.9%
6101-02 · Public Outr/Comm - Noise Abatem	0.00	41.63	-41.63	0.0%
6101-03 · Public Outr/Comm - SAAC	0.00	833.37	-833.37	0.0%
Total 6101-00 · PUBLIC OUTREACH/COMMUNICATI...	2,563.10	3,791.63	-1,228.53	67.6%
6110-00 · CONTRACTS				
6110-01 · Contracts - General	0.00	0.00	0.00	0.0%
6110-02 · Contracts - FMAA	3,500.00	3,500.00	0.00	100.0%
6110-03 · Contracts - FBO/Fee Collection	0.00	4,166.63	-4,166.63	0.0%
6110-08 · Contracts - Eccles Tree Lights	0.00	0.00	0.00	0.0%
6110-16 · Contracts - Prkg Mngt Fee/Ops	16,994.27	13,750.00	3,244.27	123.6%
6110-17 · Contracts - Landing Fee Equip.	0.00	1,250.00	-1,250.00	0.0%
Total 6110-00 · CONTRACTS	20,494.27	22,666.63	-2,172.36	90.4%
6120-00 · ZzZ_PERMITS				
6120-01 · ZzZ_Permits - General	0.00	0.00	0.00	0.0%
Total 6120-00 · ZzZ_PERMITS	0.00	0.00	0.00	0.0%
6130-00 · MISCELLANEOUS EXPENSES				
6130-01 · Misc. - General	422.55	1,250.00	-827.45	33.8%
6130-02 · Misc. - Incident/Accident	0.00	0.00	0.00	0.0%
6130-19 · Misc. COVID-19	5,041.60	0.00	5,041.60	100.0%
6140-00 · Bank Fees	995.91	1,666.63	-670.72	59.8%
6140-01 · Merchant Fees	23.14			
6150-01 · Interest Exp. - Prkg. Lot Equip	0.00	0.00	0.00	0.0%
6150-02 · ZzZ_Interest Expense	0.00	0.00	0.00	0.0%
Total 6130-00 · MISCELLANEOUS EXPENSES	6,483.20	2,916.63	3,566.57	222.3%
6400-00 · DOT/SCASGP				
6400-01 · DOT/SCASGP	0.00	0.00	0.00	0.0%
6400-02 · DOT/SCASGP - FMAA	0.00	0.00	0.00	0.0%
Total 6400-00 · DOT/SCASGP	0.00	0.00	0.00	0.0%
Total "B" EXPENSES - ADMINISTRATIVE	109,234.05	91,933.11	17,300.94	118.8%
"B" EXPENSES - OPERATIONAL				
6500-00 · SUPPLIES/EQUIPMENT-OPERATIONS				
6500-01 · Supplies/Equipment - General	69.96	416.63	-346.67	16.8%
6500-02 · Supplies/Equipment - Tools	3,025.57	416.63	2,608.94	726.2%
6500-03 · Supplies/Equipment - Clothing	0.00	416.63	-416.63	0.0%
6500-04 · Supplies/Equipment - Janitorial	1,868.13	1,833.37	34.76	101.9%
Total 6500-00 · SUPPLIES/EQUIPMENT-OPERATIONS	4,963.66	3,083.26	1,880.40	161.0%
6505-00 · EQUIP/VEHICLE - LEASE/RENTAL				

2:27 PM

12/01/20

Accrual Basis

Friedman Memorial Airport Profit & Loss Budget vs. Actual (COMBINED '21)

	Oct 20	Budget	\$ Over Budget	% of Budget
6505-01 · Eq./Vehi Lease/Rental - General	77,800.32	7,500.00	70,300.32	1,037.3%
Total 6505-00 · EQUIP/VEHICLE - LEASE/RENTAL	77,800.32	7,500.00	70,300.32	1,037.3%
6510-00 · FUEL/LUBRICANTS				
6510-01 · General	0.00	41.63	-41.63	0.0%
6510-02 · Fuel	1,491.90	4,166.63	-2,674.73	35.8%
6510-03 · Lubricants	0.00	550.00	-550.00	0.0%
Total 6510-00 · FUEL/LUBRICANTS	1,491.90	4,758.26	-3,266.36	31.4%
6520-00 · VEHICLES/MAINTENANCE				
6520-01 · R/M Equipment - General	126.12	750.00	-623.88	16.8%
6520-06 · R/M Equip. - '85 Ford Dump	17.00	208.37	-191.37	8.2%
6520-08 · R/M Equip. - '96 Tiger Tractor	0.00	100.00	-100.00	0.0%
6520-09 · R/M Equip. - '96 Oshkosh Swp.	14.22	291.63	-277.41	4.9%
6520-17 · R/M Equip. '01 Case 921 Ldr.	0.00	183.37	-183.37	0.0%
6520-18 · R/M Equip. - '97 Chevy Blazer	117.59	137.50	-19.91	85.5%
6520-19 · R/M Equip. '02 Ford F-150 PU	0.00	41.63	-41.63	0.0%
6520-20 · R/M Equip. - '02 Kodiak Blower	0.00	95.87	-95.87	0.0%
6520-25 · R/M Equip. - '04 Batts De-Ice	43.33	500.00	-456.67	8.7%
6520-28 · R/M Equip.-'06 Case 621 Loader	0.00	208.37	-208.37	0.0%
6520-29 · R/M Equip.- '10 Waus Broom/Plow	3,603.33	1,291.63	2,311.70	279.0%
6520-30 · R/M Equip.-'05 Ford F-350	0.00	133.37	-133.37	0.0%
6520-31 · R/M Equip. - '10 Oshkosh Blower	96.83	291.63	-194.80	33.2%
6520-32 · R/M Equip. - '09 Mini Truck	45.99	29.13	16.86	157.9%
6520-34 · R/M Equip. - '12 Case 921F Load	0.00	208.37	-208.37	0.0%
6520-35 · R/M Equip. - '14 Ford Explorer	0.00	50.00	-50.00	0.0%
6520-36 · R/M Equip. - '10 Toyota Forklif	0.00	58.37	-58.37	0.0%
6520-37 · R/M Equip. - '15 Tool Cat	0.00	150.00	-150.00	0.0%
6520-38 · R/M Equip. - '15 Wausau Broom	0.00	1,316.63	-1,316.63	0.0%
6520-39 · R/M Equip. - Boss Spreader	0.00	0.00	0.00	0.0%
6520-40 · R/M Equip. - '17 Ford-350 Super	0.00	41.63	-41.63	0.0%
6520-41 · R/M Equip. - '17 Kodiak Blower	0.00	141.63	-141.63	0.0%
6520-42 · R/M Equip. - '18 Kodiak Attach.	0.00	0.00	0.00	0.0%
6520-43 · R/M Equip. - '18 279D Skid St.	2,600.00	333.37	2,266.63	779.9%
6520-44 · R/M Equip. - '18 Cat 972M Ldr	0.00	166.63	-166.63	0.0%
6520-45 · R/M Equip. - '19 Oshkosh Broom	0.00	1,000.00	-1,000.00	0.0%
6520-46 · R/M Equip. - '20 Chev. 1500 PU	0.00	208.37	-208.37	0.0%
6520-47 · R/M Equip. - '19 Cat 972M Ldr	0.00	1,250.00	-1,250.00	0.0%
6520-48 · R/M Equip.-'18 New Holland Trac	0.00	0.00	0.00	0.0%
6520-49 · R/M Equip. - MB Combo	0.00	0.00	0.00	0.0%
Total 6520-00 · VEHICLES/MAINTENANCE	6,664.41	9,187.50	-2,523.09	72.5%
6530-00 · ARFF MAINTENANCE				
6530-01 · ARFF Maint. Gen/Supplies	16.34	833.37	-817.03	2.0%
6530-03 · ARFF Maint. - '87 Oshkosh	9.99	208.37	-198.38	4.8%
6530-04 · ARFF Maint. - Radios	0.00	125.00	-125.00	0.0%

2:27 PM

12/01/20

Accrual Basis

Friedman Memorial Airport Profit & Loss Budget vs. Actual (COMBINED '21)

	Oct 20	Budget	\$ Over Budget	% of Budget
6530-05 · ARFF Maint. - '03 E-One	271.97	208.37	63.60	130.5%
6530-06 · ARFF Maint. - '20 Oshkosh Strik	0.00	166.63	-166.63	0.0%
6530-07 · ARFF Maint. - Supp/HFD Support	0.00	0.00	0.00	0.0%
6530-08 · ARFF Maint. - '20 Oshkosh	76.51			
Total 6530-00 · ARFF MAINTENANCE	374.81	1,541.74	-1,166.93	24.3%
6540-00 · REPAIRS/MAINTENANCE - BUILDING				
6540-01 · R/M Bldg. - General	0.00	125.00	-125.00	0.0%
6540-02 · R/M Bldg. - Terminal	10,774.73	10,958.37	-183.64	98.3%
6540-03 · R/M Bldg. - Terminal Concession	0.00	208.37	-208.37	0.0%
6540-04 · R/M Bldg. - Cold Storage	517.99	166.63	351.36	310.9%
6540-05 · R/M Bldg. - AOB/SHOP	612.93	1,666.63	-1,053.70	36.8%
6540-06 · R/M Bldg. - Hangars	0.00	166.63	-166.63	0.0%
6540-07 · R/M Bldg. - Tower	361.16	583.37	-222.21	61.9%
6540-08 · R/M Bldg. - Parking Booth	120.00	83.37	36.63	143.9%
6540-09 · ZzZ_R/M Bldg. - Landscaping	0.00	0.00	0.00	0.0%
Total 6540-00 · REPAIRS/MAINTENANCE - BUILDING	12,386.81	13,958.37	-1,571.56	88.7%
6550-00 · REPAIRS/MAINTENANCE - AIRSIDE				
6550-01 · R/M - General	136.60	250.00	-113.40	54.6%
6550-02 · R/M - Airfield/Runway	0.00	5,000.00	-5,000.00	0.0%
6550-03 · R/M - Airfield/Runway - Deice	25,650.59	10,000.00	15,650.59	256.5%
6550-04 · R/M - Lights	3,039.56	875.00	2,164.56	347.4%
Total 6550-00 · REPAIRS/MAINTENANCE - AIRSIDE	28,826.75	16,125.00	12,701.75	178.8%
6551-00 · REPAIRS/MAINTENANCE - LANDSIDE				
6551-01 · RM - General	0.00	83.37	-83.37	0.0%
6551-02 · R/M - Parking Lot	216.34	666.63	-450.29	32.5%
6551-03 · R/M - Landscaping	1,036.75	833.37	203.38	124.4%
Total 6551-00 · REPAIRS/MAINTENANCE - LANDSIDE	1,253.09	1,583.37	-330.28	79.1%
6560-00 · SECURITY EXPENSE				
6560-01 · Security - General	120.00	958.37	-838.37	12.5%
6560-02 · Security - Law Enf. Offi. (LEO)	0.00	833.37	-833.37	0.0%
6560-03 · Security - Subscription Licen.	7,419.20	5,082.37	2,336.83	146.0%
6560-04 · Security - Perim./Access/CCTV	1,435.58	1,466.63	-31.05	97.9%
6560-05 · Security - Professional Serv.	0.00	1,283.37	-1,283.37	0.0%
6560-06 · Security - Prof. Services/IT	139.00	983.37	-844.37	14.1%
6560-00 · SECURITY EXPENSE - Other	144.99			
Total 6560-00 · SECURITY EXPENSE	9,258.77	10,607.48	-1,348.71	87.3%
6570-00 · REPAIRS/MAINT.-AERONAUTICAL EQU				
6570-01 · R/M Aeronautical Equip - NDB/DME	0.00	833.37	-833.37	0.0%
6570-02 · R/M Aeronautical Equip. - Tower	0.00	666.63	-666.63	0.0%
6570-03 · R/M Aeronautical Equip.-Swt. Sys	0.00	0.00	0.00	0.0%

2:27 PM

12/01/20

Accrual Basis

Friedman Memorial Airport Profit & Loss Budget vs. Actual (COMBINED '21)

	Oct 20	Budget	\$ Over Budget	% of Budget
6570-04 · R/M Aeron. Equip. - AWOS/ATIS	0.00	833.37	-833.37	0.0%
6570-05 · R/M Aeron. Equip/- Aircraft Ca	0.00	1,250.00	-1,250.00	0.0%
Total 6570-00 · REPAIRS/MAINT.-AERONAUTICAL E...	0.00	3,583.37	-3,583.37	0.0%
Total "B" EXPENSES - OPERATIONAL	143,020.52	71,928.35	71,092.17	198.8%
Total "B" EXPENDITURES	252,254.57	163,861.46	88,393.11	153.9%
"C" EXPENSES				
7001-00 · CAPITAL EXPENDITURES				
7001-0* · CONTINGENCY	0.00	0.00	0.00	0.0%
7001-01 · Land	0.00	0.00	0.00	0.0%
7001-02 · Buildings and Improvements	0.00	0.00	0.00	0.0%
7001-03 · Airfield & General Improvements	0.00	108,333.37	-108,333.37	0.0%
7001-04 · Office Equipment	0.00	0.00	0.00	0.0%
7001-05 · Maintenance Equipment /Vehicle	0.00	44,683.37	-44,683.37	0.0%
7001-06 · Assessments/Plans/Studies	0.00	7,500.00	-7,500.00	0.0%
7001-08 · Federal Grant Equipment	0.00	0.00	0.00	0.0%
7001-09 · Security Equipment	0.00	833.37	-833.37	0.0%
7001-10 · SRE Aquisition Non-AIP	6,614.19			
Total 7001-00 · CAPITAL EXPENDITURES	6,614.19	161,350.11	-154,735.92	4.1%
7110-00 · DOT/SCADGP				
7110-01 · DOT/SCASGP	0.00	0.00	0.00	0.0%
7110-02 · DOT/SCASGP - FMAA	0.00	0.00	0.00	0.0%
Total 7110-00 · DOT/SCADGP	0.00	0.00	0.00	0.0%
7500-00 · IDAHO STATE GRANT PROGRAM				
7500-18 · '18 ITD Grant (SUN-17 ITD/FMA)	0.00	0.00	0.00	0.0%
Total 7500-00 · IDAHO STATE GRANT PROGRAM	0.00	0.00	0.00	0.0%
7542-00 · AIP'42 EXPENSE-AC Apr Dsgn				
7542-01 · AIP '42 - Eligible	0.00	0.00	0.00	0.0%
7542-02 · AIP '42 Non-Eligible	0.00	0.00	0.00	0.0%
7542-03 · AIP 42 - Land Aquisition	0.00	0.00	0.00	0.0%
Total 7542-00 · AIP'42 EXPENSE-AC Apr Dsgn	0.00	0.00	0.00	0.0%
7543-00 · AIP '43 EXPENSE - AC Apr				
7543-01 · AIP'43- AC Apron - Eligible	0.00	0.00	0.00	0.0%
7543-02 · AIP '43-Prkng - Non-Eligibl	0.00	0.00	0.00	0.0%
7543-03 · AIP '43 - SRE Equipment	0.00	0.00	0.00	0.0%
7543-04 · AIP '43-RPZ Acq/Tree Rmvl	0.00	0.00	0.00	0.0%
7543-05 · AIP '43-Retainer - Eligible	0.00	0.00	0.00	0.0%
7543-06 · AIP '43 - Non-Elig. Retain	0.00	0.00	0.00	0.0%

2:27 PM

12/01/20

Accrual Basis

Friedman Memorial Airport Profit & Loss Budget vs. Actual (COMBINED '21)

	Oct 20	Budget	\$ Over Budget	% of Budget
Total 7543-00 · AIP '43 EXPENSE - AC Apr	0.00	0.00	0.00	0.0%
7544-00 · AIP '44 EXPENSE RPZ EA				
7544-01 · AIP '44 - Eligible	0.00	0.00	0.00	0.0%
7544-02 · AIP '44 - Non-Eligible	0.00	0.00	0.00	0.0%
Total 7544-00 · AIP '44 EXPENSE RPZ EA	0.00	0.00	0.00	0.0%
7545-00 · AIP '45 EXPENSE - Exp. AC Apron				
7545-01 · AIP '45 - Eligible	0.00	0.00	0.00	0.0%
7545-02 · AIP '45 - Non-Eligible	0.00	0.00	0.00	0.0%
7545-03 · AIP '45 - Retainer - Eligible	0.00	0.00	0.00	0.0%
7545-04 · AIP '45 - Non-Elig. Retainer	0.00	0.00	0.00	0.0%
Total 7545-00 · AIP '45 EXPENSE - Exp. AC Apron	0.00	0.00	0.00	0.0%
7546-00 · AIP '46 EXPENSE - SRE/ARFF EQU				
7546-01 · AIP '46 - Eligible	5,887.50	0.00	5,887.50	100.0%
7546-02 · AIP '46 - Non-Eligible	0.00	0.00	0.00	0.0%
7546-03 · AIP '46 - Retainer - Eligible	0.00	0.00	0.00	0.0%
7546-04 · AIP '46 - Non-Elig. Retainer	0.00	0.00	0.00	0.0%
Total 7546-00 · AIP '46 EXPENSE - SRE/ARFF EQU	5,887.50	0.00	5,887.50	100.0%
7547-00 · AIP '47 EXPENSE - Acq. SRE/ARFF				
7547-01 · AIP '47 - Eligible	665,642.00	0.00	665,642.00	100.0%
7547-02 · AIP '47 - Non-Eligible	22,000.00			
7547-03 · AIP ' 47 - Retainer - Eligible	-34,382.10			
Total 7547-00 · AIP '47 EXPENSE - Acq. SRE/ARFF	653,259.90	0.00	653,259.90	100.0%
7548-00 · AIP '48 EXPENSE - LAND ACQU				
7548-01 · AIP '48 - Eligible	0.00	0.00	0.00	0.0%
7548-02 · AIP ' 48 - Non-Eligible	0.00	0.00	0.00	0.0%
Total 7548-00 · AIP '48 EXPENSE - LAND ACQU	0.00	0.00	0.00	0.0%
7549-00 · AIP '49 - SRE Aqu., Pavement Ma				
7549-01 · AIP '49 - Eligible	0.00	3,750.00	-3,750.00	0.0%
7549-02 · AIP '49 - Non-Eligible	0.00	0.00	0.00	0.0%
7549-03 · AIP '49 - Retainer - Eligible	0.00	0.00	0.00	0.0%
7549-04 · AIP '49 - Non-Elig. Retainer	0.00	0.00	0.00	0.0%
Total 7549-00 · AIP '49 - SRE Aqu., Pavement Ma	0.00	3,750.00	-3,750.00	0.0%
7550-00 · Terminal Area Plan (TAP)				
7550-01 · AIP '50 - Eligible	0.00	2,500.00	-2,500.00	0.0%
Total 7550-00 · Terminal Area Plan (TAP)	0.00	2,500.00	-2,500.00	0.0%
7551-00 · EA - Land Acq - Approach Protec				

2:27 PM

12/01/20

Accrual Basis

Friedman Memorial Airport Profit & Loss Budget vs. Actual (COMBINED '21)

	Oct 20	Budget	\$ Over Budget	% of Budget
7551-01 · AIP '51 - Eligible	27,337.79	13,333.37	14,004.42	205.0%
Total 7551-00 · EA - Land Acq - Approach Protec	27,337.79	13,333.37	14,004.42	205.0%
7552-00 · CARES Act				
7552-01 · AIP '52 - Eligible	0.00	0.00	0.00	0.0%
Total 7552-00 · CARES Act	0.00	0.00	0.00	0.0%
7599-00 · AIP Proj. Formulation/Rep. Airp				
7599-01 · AIP Replacement Airpt.-Prog. Ma	0.00	0.00	0.00	0.0%
7599-02 · AIP Replacement Airp.-Financial	0.00	0.00	0.00	0.0%
7599-03 · AIP Replacement Airp.-EIS	0.00	0.00	0.00	0.0%
Total 7599-00 · AIP Proj. Formulation/Rep. Airp	0.00	0.00	0.00	0.0%
8500-00 · Capital Imp. Program (CIP)				
8501-00 · CIP - General				
8501-01 · General	0.00	0.00	0.00	0.0%
8501-00 · CIP - General - Other	0.00	0.00	0.00	0.0%
Total 8501-00 · CIP - General	0.00	0.00	0.00	0.0%
8502-00 · Land Acq - Approach Protection				
8502-01 · CIP-Land Acqu-Approach Protecti	1,142.40	41,666.63	-40,524.23	2.7%
Total 8502-00 · Land Acq - Approach Protection	1,142.40	41,666.63	-40,524.23	2.7%
8503-00 · CIP 03-2021 Rehab RW, TW & Apro				
8503-01 · CIP 03-2020 Rehab RW, TW & Apro	30,148.14	50,000.00	-19,851.86	60.3%
Total 8503-00 · CIP 03-2021 Rehab RW, TW & Apro	30,148.14	50,000.00	-19,851.86	60.3%
Total 8500-00 · Capital Imp. Program (CIP)	31,290.54	91,666.63	-60,376.09	34.1%
Total "C" EXPENSES	724,389.92	272,600.11	451,789.81	265.7%
Total EXPENDITURES	1,151,976.26	582,661.75	569,314.51	197.7%
69810 · Bank Service Charges	0.00	0.00	0.00	0.0%
9999-00 · Depreciation	0.00	0.00	0.00	0.0%
9999-10 · IMPAIRMENT LOSS	0.00	0.00	0.00	0.0%
Total Expense	1,151,976.26	582,661.75	569,314.51	197.7%
Net Ordinary Income	-828,059.57	-247,840.69	-580,218.88	334.1%
Other Income/Expense				
Other Expense				
Supplies - Terminal Parking	0.00	0.00	0.00	0.0%
Total Other Expense	0.00	0.00	0.00	0.0%

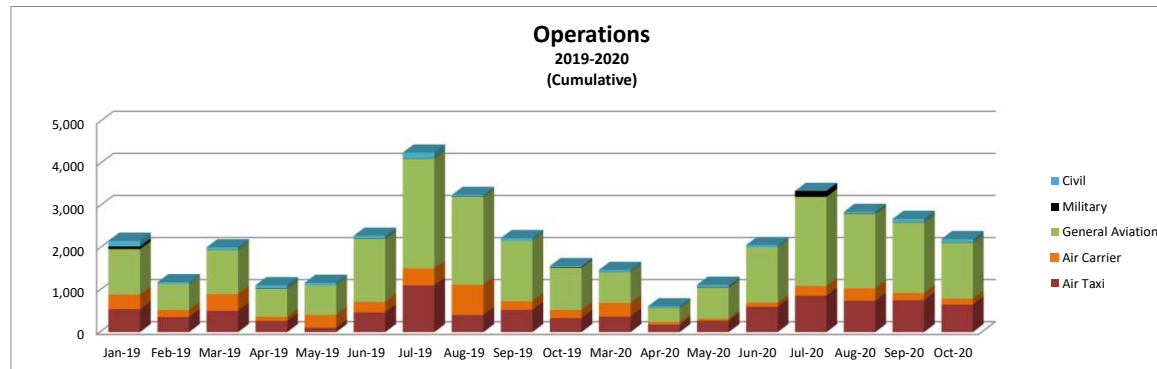
Friedman Memorial Airport
Profit & Loss Budget vs. Actual (COMBINED '21)

	Oct 20	Budget	\$ Over Budget	% of Budget
Net Other Income	0.00	0.00	0.00	0.0%
Net Income	-828,059.57	-247,840.69	-580,218.88	334.1%

**Friedman Memorial Airport
October 2020**

ATTACHMENT 3

ATCT Traffic Operations Record																				
Month	2001	2002	2003	2004	2005	2006	2007	2008	2009	2010	2011	2012	2013	2014	2015	2016	2017	2018	2019	2020
January	3,622	3,893	3,912	2,600	3,028	2,787	4,547	2,520	2,070	2,379	2,408	2,098	2,454	2,128	2,249	1,842	1,665	2,019	2,172	1,987
February	4,027	4,498	3,073	3,122	3,789	3,597	3,548	2,857	2,244	2,647	2,117	2,205	2,612	1,417	2,268	2,533	1,629	1,914	1,187	2,253
March	4,952	5,126	3,086	4,097	3,618	2,918	4,677	3,097	2,145	2,709	1,813	1,921	2,753	1,924	2,023	1,917	1,895	1,860	2,016	1,480
April	2,494	3,649	2,213	2,840	2,462	2,047	2,581	2,113	1,724	1,735	1,604	1,513	1,509	1,210	1,337	1,380	1,426	1,257	1,116	616
May	3,905	4,184	2,654	3,282	2,729	2,134	1,579	2,293	2,280	1,891	1,533	1,693	1,852	555	668	1,501	1,802	1,442	1,174	1,127
June	4,787	5,039	4,737	4,438	3,674	3,656	5,181	3,334	2,503	3,019	2,898	2,761	3,203	2,164	2,387	2,475	2,502	2,552	2,292	2,069
July	6,359	8,796	6,117	5,910	5,424	5,931	7,398	4,704	4,551	5,005	5,004	4,810	5,345	4,345	4,159	4,562	4,573	5,033	4,266	3,356
August	6,479	6,917	5,513	5,707	5,722	6,087	8,196	4,570	4,488	4,705	4,326	3,823	4,644	3,114	2,932	3,719	3,873	3,175	3,260	2,859
September	3,871	4,636	4,162	4,124	4,609	3,760	4,311	2,696	3,376	3,128	3,359	2,396	2,403	2,237	2,292	2,379	2,036	2,224	2,235	2,692
October	3,879	3,656	3,426	2,936	3,570	3,339	3,103	2,134	2,145	2,012	1,886	1,658	1,874	1,760	1,789	1,377	1,939	1,670	1,571	2,212
November	3,082	2,698	2,599	2,749	2,260	2,912	2,892	1,670	1,901	1,309	1,114	1,325	1,475	908	1,229	1,314	1,135	1,392	1,328	0
December	3,401	2,805	3,247	3,227	2,722	3,834	2,699	1,848	2,272	1,811	2,493	2,066	2,016	1,545	1,482	1,717	2,217	2,033	1,960	0
Totals	50,858	55,897	44,739	45,032	43,607	43,002	50,712	33,836	31,699	32,350	30,555	28,269	32,140	23,307	24,815	26,716	26,692	26,571	24,577	20,651



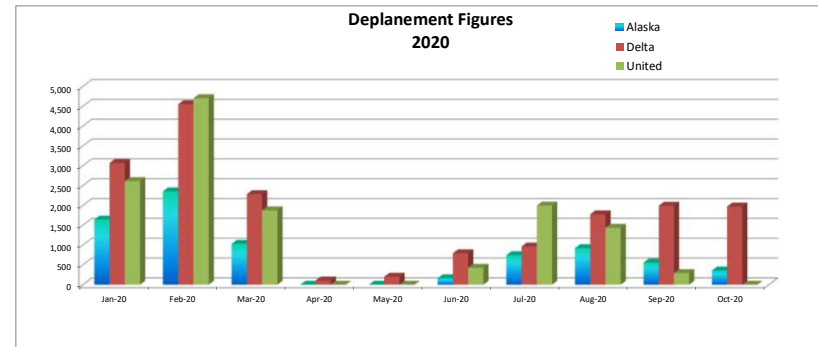
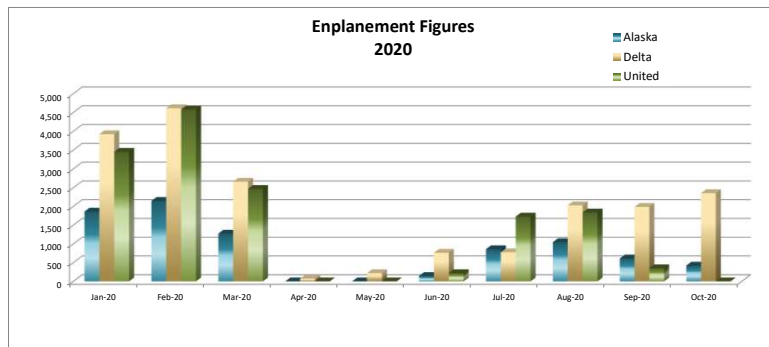
ATCT Operations Change (October 2019 vs. October 2020)			
	2020	2019	% Change
Air Taxi	654	334	96%
Air Carrier	143	195	-27%
General Aviation	1,329	1,003	33%
Military	4	11	-64%
Civil	82	28	193%
Total	2,212	1,571	41%
YTD Total	20,651	21,289	-3%

**Friedman Memorial Airport
October 2020**

ATTACHMENT 4

2020 Enplanements																	
Date	Alaska Airlines					Delta Airlines					United Airlines					Total Enp.	Prior Year Total Enp.
	Revenue	Non-Revenue	Total	Prior Year Month	Total % Change	Revenue	Non-Revenue	Total	Prior Year Month	Total % Change	Revenue	Non-Revenue	Total	Prior Year Month	Total % Change		
Jan-20	1,814	48	1,862	1,922	-3%	3,858	64	3,922	3,974	-1%	3,414	39	3,453	3,225	7%	9,237	9,121
Feb-20	2,104	42	2,146	1,354	58%	4,521	92	4,613	1,826	153%	4,512	64	4,576	2,025	126%	11,335	5,205
Mar-20	1,217	57	1,274	2,018	-37%	2,572	87	2,659	5,283	-50%	2,434	33	2,467	4,951	-50%	6,400	12,252
Apr-20	0	0	0	0	100%	61	12	73	3,804	-98%	0	0	0	0	100%	73	3,804
May-20	0	0	0	0	0%	191	29	220	3,616	-94%	0	0	0	0	0%	220	3,616
Jun-20	127	18	145	1,239	-88%	734	30	764	4,922	-84%	212	8	220	1,167	-81%	1,129	7,328
Jul-20	818	41	859	1,915	-55%	739	38	777	5,719	-86%	1,669	59	1,728	5,219	-67%	3,364	12,853
Aug-20	1,009	38	1,047	2,039	-49%	1,980	49	2,029	6,010	-66%	1,791	48	1,839	5,479	-66%	4,915	13,528
Sep-20	579	32	611	1,148	-47%	1,947	41	1,988	5,940	-67%	333	18	351	404	-13%	2,950	7,492
Oct-20	405	16	421	717	-41%	2,303	51	2,354	5,321	-56%	0	0	0	0	0%	2,775	6,038
Totals	8,073	292	8,365	12,352	-32%	18,906	493	19,399	46,415	-58%	14,365	269	14,634	22,470	-35%	42,398	81,237

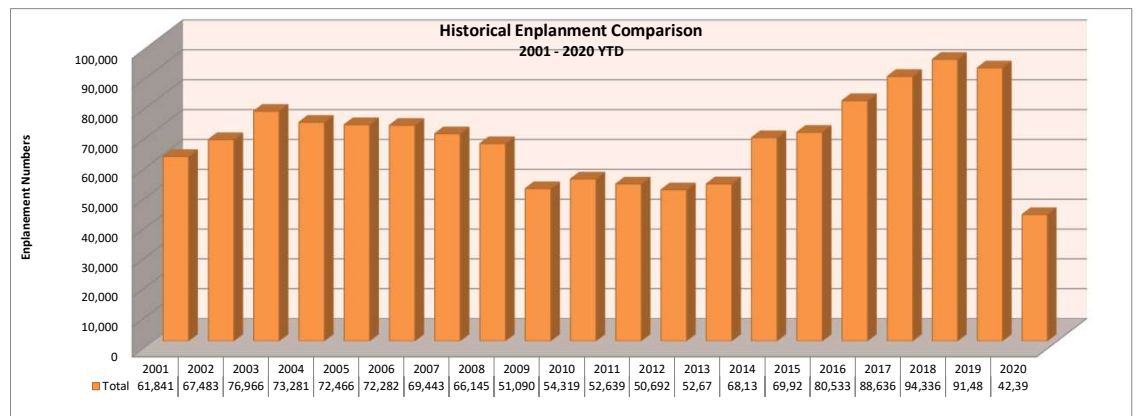
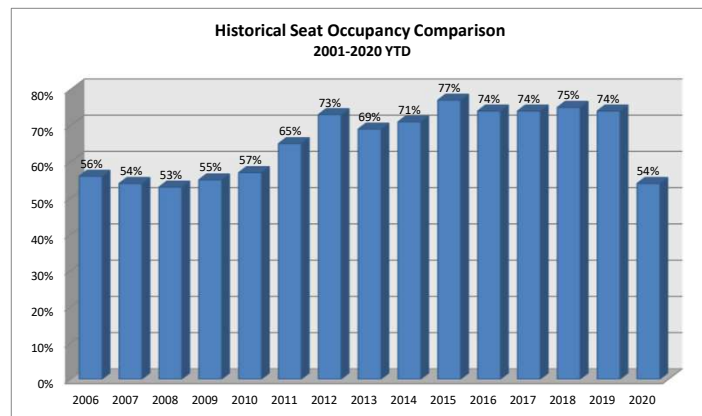
2020 Deplanements																	
Date	Alaska Airlines					Delta Airlines					United Airlines					Total Dep.	Prior Year Total Dep.
	Revenue	Non-Revenue	Total	Prior Year Month	Total % Change	Revenue	Non-Revenue	Total	Prior Year Month	Total % Change	Revenue	Non-Revenue	Total	Prior Year Month	Total % Change		
Jan-20	1,589	53	1,642	1,774	-7%	3,009	60	3,069	3,044	1%	2,567	47	2,614	2,331	12%	7,325	7,149
Feb-20	2,316	38	2,354	1,447	63%	4,467	84	4,551	2,582	76%	4,640	64	4,704	2,268	107%	11,609	6,297
Mar-20	965	65	1,030	2,066	-50%	2,220	64	2,284	5,375	-58%	1,840	35	1,875	4,192	-55%	5,189	11,633
Apr-20	0	0	0	0	100%	98	9	107	3,364	-97%	0	0	0	0	100%	107	3,364
May-20	0	0	0	0	0%	186	17	203	3,762	-95%	0	0	0	0	0%	203	3,762
Jun-20	141	23	164	1,391	-88%	754	39	793	5,538	-86%	408	18	426	1,801	-76%	1,383	8,730
Jul-20	715	29	744	1,952	-62%	930	34	964	6,082	-84%	1,942	54	1,996	5,363	-63%	3,704	13,397
Aug-20	863	60	923	2,127	-57%	1,726	50	1,776	5,680	-69%	1,400	37	1,437	4,851	-70%	4,136	12,658
Sep-20	537	22	559	831	-33%	1,951	41	1,992	5,264	-62%	277	16	293	45	551%	2,844	6,140
Oct-20	342	17	359	776	-54%	1,931	40	1,971	4,958	-60%	0	0	0	0	0%	2,330	5,734
Totals	7,468	307	7,775	12,364	-37%	17,272	438	17,710	45,649	-61%	13,074	271	13,345	20,851	-36%	38,830	94,158



**Friedman Memorial Airport
October 2020**

2020 Seat Occupancy																		
Date	Alaska Airlines				Delta Airlines				United Airlines				Seat Occupancy Totals			Seat Occupancy Totals Prior Year Comparison		
	Departure Flights	Seats Available*	Seats Occupied	Percent Occupied	Departure Flights	Seats Available*	Seats Occupied	Percent Occupied	Departure Flights	Seats Available*	Seats Occupied	Percent Occupied	Total Seats Available	Total Seats Occupied	Total Percent Occupied	% Change Total Seats Available	% Change Total Seats Occupied	Change in Load Factor %
Jan-20	32	2,432	1,862	77%	69	5,106	3,922	77%	74	5,624	3,453	61%	13,162	9,237	70%	-3%	1%	3%
Feb-20	37	2,812	2,146	76%	78	5,760	4,613	80%	81	6,156	4,576	74%	14,728	11,335	77%	73%	118%	16%
Mar-20	37	2,812	1,274	45%	78	5,826	2,659	46%	55	4,180	2,467	59%	12,818	6,400	50%	-21%	-48%	-26%
Apr-20	0	0	0	0%	30	2,124	73	3%	0	0	0	0%	2,124	73	3%	-53%	-98%	-82%
May-20	0	0	0	0%	19	1,336	220	16%	0	0	0	0%	1,336	220	16%	-69%	-94%	-67%
Jun-20	6	456	145	32%	29	2,030	764	38%	12	882	220	25%	3,368	1,129	34%	-68%	-85%	-35%
Jul-20	24	1,824	859	47%	31	2,356	777	33%	60	4,560	1,728	38%	8,740	3,364	38%	-47%	-74%	-40%
Aug-20	23	1,748	1,047	60%	61	4,438	2,029	46%	61	4,606	1,839	40%	10,792	4,915	46%	-35%	-64%	-36%
Sep-20	14	1,064	611	57%	59	4,304	1,988	46%	13	988	351	36%	6,356	2,950	46%	-21%	-61%	-47%
Oct-20	10	760	421	55%	61	4,600	2,354	51%	0	0	0	0%	5,360	2,775	52%	-26%	-54%	-32%
Totals	183	13,908	8,365	60%	515	37,880	19,399	51%	356	26,996	14,634	54%	78,784	42,398	54%	-26%	-48%	-23%

Note: *Preliminary available seat calculations based on scheduled flights. Actual available seat calculations will be updated periodically when official DOT numbers are obtained.



**EXTENSION TO
AMENDED AND RESTATED JOINT POWERS AGREEMENT
Friedman Memorial Airport Authority**

THIS EXTENSION TO AMENDED AND RESTATED JOINT POWERS AGREEMENT ("Extension Agreement") is made effective upon its execution between BLAINE COUNTY, a political subdivision of the State of Idaho (the "County"), and THE CITY OF HAILEY, and Idaho municipal corporation located within the County (the "City").

RECITALS

WHEREAS, the County and the City entered into an Amended and Restated Joint Powers Agreement in July 2011 which was recorded in the Records of Blaine County on July 26, 2011 as Instrument No. 589295 (the "JPA") by virtue of which the Friedman Memorial Airport Authority ("FMAA") exists and operates the Friedman Memorial Airport ("Airport"); and

WHEREAS, pursuant to Section 2.1 of the JPA, the term of the JPA is set to terminates on December 31, 2020 ("Termination Date"); and

WHEREAS, the County and City are actively working on an amendment to the JPA to ensure its continued existence, but will not have such amendment finalized prior to the Termination Date; and

WHEREAS, the County as the City have determined that it is in the best interests of the County and the City, and their inhabitants, to provide for the uninterrupted existence of the FMAA and operation of the Airport while the amendment to the JPA is finalized; and

WHEREAS, the County and the City accordingly wish to amend the JPA as allowed under Section 2.2 to extend the Termination Date to April 15, 2021;

NOW, THEREFORE, for and in consideration of the mutual covenants contained herein, the parties agree:

1. Amendment.

Article II, Section 8.2 of the JPA is hereby amended to extend the date of termination to April 15, 2021.

2. No Further Amendments. Except as amended by this Extension Agreement, the JPA remains unchanged and in full force and effect. If there is any conflict between the provisions of

the JPA and the provisions of this Extension Agreement, the provisions of this Extension Agreement shall control.

BLAINE COUNTY, IDAHO

By: _____
Jacob Greenberg, Chairman

Dated: December ____, 2020

BLAINE COUNTY CLERK

By: _____
Jolynn Drage

CITY OF HAILEY, IDAHO

By: _____
Martha Burke, Mayor

Dated: December ____, 2020

ATTEST:

Mary Cone, City Clerk

Approved By:

FRIEDMAN MEMORIAL AIRPORT AUTHORITY:

By: _____
Jacob Greenberg, Chairman

Tie-Down Space Summary

TIEDOWN SPACES	Prev Spaces	Spaces Utilized	New Spaces
Section 2	19	19	12
Section 2 (6-mo)	1	1	1
West Hangar Apron (Lights)	1	1	4
West Hangar Apron (Lights/Power)	1	1	4
West Hangar Apron (6-mo)	0	0	5
Atlantic Aviation Special Request	3	2	3
Helicopter	1	1	1
Transient	16		12
Postal Carriers	8	8	8
Total Spaces	50	33	50

Proposed Tie-Down Rate Changes

				Current		Proposed	
Section 2 (South of T-Hangars) (& West Hangar Apron if approved)				# Leases	Revenue	# Leases	Revenue
Single < 6,000 lbs. mtow and wingspan < 40 ft.	Annual	\$720.00	No Change	13	\$ 9,360.00	13	\$ 9,360.00
Twin < 6,000 lbs. mtow and wingspan < 40 ft.	Annual	\$960.00	No Change	3.5	\$ 3,360.00	5	\$ 4,800.00
Single/Twin > 6,000 lbs. mtow and wingspan < 40 ft.	Annual	\$1,800.00	Adjusted WS	3	\$ 5,400.00	3	\$ 5,400.00
Single/Twin > 6,000 lbs. mtow and wingspan 40 - 45 ft.	Annual	\$2,400.00	Adjusted WS	1	\$ 2,400.00	1	\$ 2,400.00
Single/Twin > 6,000 lbs. mtow and wingspan > 45 ft.	Annual	\$2,760.00	No Change			1	\$ 2,760.00
Power Surcharge (TD42-45 only)	Annual	\$100.00	New				
TD14, TD33-37 ONLY (May - October)							
Single < 6,000 lbs. mtow and wingspan < 40 ft.	6 Month	\$432.00	No Change	1	\$ 432.00	1	\$ 432.00
Twin < 6,000 lbs. mtow and wingspan < 40 ft.	6 Month	\$576.00	No Change				
Single/Twin > 6,000 lbs. mtow and wingspan < 40 ft.	6 Month	\$1,080.00	Adjusted WS				
Single/Twin > 6,000 lbs. mtow and wingspan 40 - 45 ft.	6 Month	\$1,440.00	Adjusted WS				
West Hangar Apron (Includes Lights)							
Single < 6,000 lbs. mtow and wingspan < 40 ft.	Annual	\$1,080.00	No Change				
Twin < 6,000 lbs. mtow and wingspan < 40 ft.	Annual	\$1,320.00	No Change	1	\$ 1,320.00		
Single/Twin > 6,000 lbs. mtow and wingspan < 45 ft.	Annual	\$2,160.00	No Change				
Single Twin > 6,000 lbs. mtow and wingspan > 45 ft.	Annual	\$2,760.00	No Change	1	\$ 2,760.00		
West Hangar Apron (Includes Power & Lights)							
Single < 6,000 lbs. mtow and wingspan < 40 ft.	Annual	\$1,440.00	No Change				
Twin < 6,000 lbs. mtow and wingspan < 40 ft.	Annual	\$1,680.00	No Change	0.5	\$ 840.00		
Single/Twin > 6,000 lbs. mtow and wingspan < 45 ft.	Annual	\$2,520.00	No Change				
Single Twin > 6,000 lbs. mtow and wingspan > 45 ft.	Annual	\$3,120.00	No Change				
				24	\$ 25,872.00	24	\$ 25,152.00



Friedman
Memorial
Airport

6-month spaces

Transient spaces