

**NOTICE OF A REGULAR MEETING OF  
THE FRIEDMAN MEMORIAL AIRPORT AUTHORITY**

**PLEASE TAKE NOTICE** that a regular meeting of the Friedman Memorial Airport Authority shall be held Tuesday, February 2, 2021 at 5:30 p.m. at the **old Blaine County Courthouse Meeting Room Hailey, Idaho**. All matters shall be considered Joint Decision Matters unless otherwise noted. **This meeting is open to the public, but attendees are STRONGLY ENCOURAGED to attend by web access. Instructions below:**

Please join the meeting from your computer, tablet, or smartphone.

<https://global.gotomeeting.com/join/723981309>

You can also dial in using your phone.

United States: 1 (312) 757-3121

Dial In Access Code: 723-981-309

The proposed Agenda for the meeting is as follows:

**AGENDA  
February 2, 2021**

- I. APPROVE AGENDA – ACTION ITEM**
- II. PUBLIC COMMENT (10 Minutes Allotted)**
- III. FRIEDMAN MEMORIAL AIRPORT AUTHORITY MEETING MINUTES OF:**
  - A. January 5, 2021 Regular Meeting – Motion to Approve – **Attachment #1 ACTION ITEM**
  - B. January 13, 2021 Special Meeting – Motion to Approve – **Attachment #2 ACTION ITEM**
- IV. REPORTS**
  - A. Chairman Report
  - B. Blaine County Report
  - C. City of Hailey Report
  - D. Fly Sun Valley Alliance Report
  - E. Airport Manager Report
- V. AIRPORT STAFF BRIEF (5 Minutes Allotted)**
  - A. Noise Complaints in January
  - B. Profit & Loss, ATCT Traffic Operations Count and Enplanement Data – **Attachment #3 – #5**
  - C. Airport Commercial Flight Interruptions (unofficial)
  - D. Review Correspondence
- VI. ACTION ITEMS (a vote may occur but is not required to be taken)**
  - A. NEW BUSINESS
    - 1. None
  - B. CONTINUING BUSINESS
    - 1. None
- VII. DISCUSSION AND UPDATES**
  - A. NEW BUSINESS
    - 1. None
  - B. CONTINUING BUSINESS
    - 1. Miscellaneous
      - i. New Instrument Approach - Update
      - ii. Airport Minimum Standards and Rules and Regulations – Discussion – **Attachment #6 & #7**
    - 2. Construction and Capital Projects
      - i. None
    - 3. Airport Planning Projects
      - i. Environmental Assessment (Land Acquisition) – Update
      - ii. Terminal Area Plan – Update
- VIII. PUBLIC COMMENT**
- IX. EXECUTIVE SESSION**
  - I.C. §74-206 (1),(c) To acquire an interest in real property which is not owned by a public agency**
  - I.C. §74-206 (1),(f) To communicate with legal counsel to discuss legal ramifications for controversy imminently likely to be litigated**
- X. ADJOURNMENT**

FRIEDMAN MEMORIAL AIRPORT AUTHORITY MEETINGS ARE OPEN TO ALL INTERESTED PARTIES. SHOULD YOU DESIRE TO ATTEND A BOARD MEETING AND NEED A REASONABLE ACCOMMODATION TO DO SO, PLEASE CONTACT THE AIRPORT MANAGER'S OFFICE AT LEAST ONE WEEK IN ADVANCE BY CALLING 208-788-4956 OR WRITING TO 1616 AIRPORT CIRCLE, HAILEY, IDAHO 83333.

## FMAA Meeting Brief 02-02-21

### III. FRIEDMAN MEMORIAL AIRPORT AUTHORITY MEETING MINUTES OF:

- A. January 5, 2020 Regular Meeting – Motion to Approve - **Attachment #1 ACTION ITEM**
- B. January 13, 2020 Special Meeting – Motion to Approve - **Attachment #2 ACTION ITEM**

### IV. REPORTS

#### A. Chairman Report

This item is on the agenda to permit a Chairman report if appropriate.

#### B. Blaine County Report

This item is on the agenda to permit a County report if appropriate.

#### C. City of Hailey Report

This item is on the agenda to permit a City report if appropriate.

#### D. Fly Sun Valley Alliance Report

This item is on the agenda to permit a report if appropriate.

#### E. Airport Manager Report

This item is on the agenda to permit an Airport Manager report if appropriate.

### V. AIRPORT STAFF BRIEF - (5 Minutes Allotted)

#### A. Noise Complaints in January

LOCATION	DATE	TIME	AIRCRAFT TYPE	INCIDENT	ACTION/RESPONSE
Ketchum	1/6/2021	3:00 pm	Helicopter	Low Flying Helicopter	Outside SUN airspace. Likely the St. Luke's Lifeflight helicopter. Response not requested.

#### B. Profit & Loss, ATCT Traffic Operations Count and Enplanement Data - **Attachments #3 - #5**

**Attachment #3** is Friedman Memorial Airport Profit & Loss Budget vs. Actual (unaudited)

**Attachment #4** is 2001 - 2020 ATCT Traffic Operations Record comparison by month

**Attachment #5** is 2020 Enplanements, Deplanements and 2020 Seat Occupancy data

## FMAA Meeting Brief 02-02-21

The following revenue and expense analysis is provided for Board information and review:

### December 2020

Total Non-Federal Revenue	December, 2020	\$233,890.50
Total Non-Federal Revenue	December, 2019	\$308,207.50
Total Non-Federal Revenue	FY '21 thru December	\$771,411.84
Total Non-Federal Revenue	FY '20 thru December	\$850,827.98
Total Non-Federal Expenses	December, 2020	\$312,190.41
Total Non-Federal Expenses	December, 2019	\$287,645.01
Total Non-Federal Expenses	FY '21 thru December	\$1,057,639.43
Total Non-Federal Expenses	FY '20 thru December	\$970,877.74
Net Income excluding Federal Programs	FY '21 thru December	-\$286,227.59
Net Income excluding Federal Programs	FY '20 thru December	-\$120,049.76
Net Income to include Federal Programs	FY '21 thru December	-\$52,407.45
Net Income to include Federal Programs	FY '20 thru December	-\$338,824.20

#### C. Airport Commercial Inbound Flight Interruptions (unofficial as of 1/28):

AIRLINE	FLIGHT CANCELLATIONS	FLIGHT DIVERSIONS
	January 2021	
Alaska Airlines	2	0
Delta	0	7
United	0	6

#### D. Review Correspondence

None

### VI. ACTION ITEMS (a vote may occur but is not required to be taken)

#### A. NEW BUSINESS

1. None

#### B. CONTINUING BUSINESS

1. None

### VII. DISCUSSION AND UPDATES

#### A. NEW BUSINESS

## FMAA Meeting Brief 02-02-21

1. None
- B. CONTINUING BUSINESS

1. Miscellaneous

- i. New Instrument Approach – Update

As the Board is aware, the airport's new instrument approach went online for Skywest Airlines on December 3, 2020. The approach has proven very effective in improving reliability and flight completion rates for Skywest flights thus far this winter. With Skywest now using the approach as the "launch customer", focus will now shift to use of the approach by capable operators in the general aviation fleet.

Alec Seybold from Flight Tech Engineering will be in attendance at the meeting to provide a brief update to the Board regarding status of the approach and the expected steps.

- ii. Airport Minimum Standards and Rules and Regulations - Discussion  
**Attachment #6 & 7**

As discussed at the January meeting, staff is initiating a project to update the airport's Minimum Standards and Rules and Regulations. Both are considered critical guiding documents by the FAA for airport management and both need an update. The current Airport Minimum Standards were last updated in 1997 and Rules and Regulations in 1974. The project will be completed with the assistance of our planning consultant team, Mead & Hunt and subconsultants. The update of these documents was identified in the planning selection and the project was accounted for in the approved FY2021 budget.

Staff continues to move forward with initial, basic coordination with our consultant team to get the project started. As requested by Staff at the last meeting, Board participation in and oversight of the project in the form of committee is recommended. As requested by the Board Chairman, short summaries of the background and potential elements of the documents are included as ATTACHMENTS 6 and 7 to assist the Board with discussion and selection of a committee at the meeting.

2. Construction and Capital Projects

- i. None

3. Airport Planning Projects

- i. Environmental Assessment (Land Acquisition) – Update

## **FMAA Meeting Brief 02-02-21**

Preparation of an Environmental Assessment (EA) for the proposed land acquisition project continues. FAA is in coordination with the State Historic Preservation Office (SHPO). Discussions with the SHPO are regarding the determination of effect to historic resources for the project and potential measures to avoid or minimize adverse impacts. The preliminary draft Purpose and Need and Alternatives descriptive sections were provided for airport staff review and comment and then revised based on staff feedback.

We are awaiting SHPO concurrence with the FAA before completion of the preliminary draft. A preliminary draft anticipated in early 2021. Public release of the draft document for review and comment is expected shortly after the preliminary draft comments are addressed and FMAA and FAA approve the document for release. Completion of the Environmental Assessment process, including a Finding of No Significant Impact by the FAA, is expected in spring of 2021.

### **ii. Terminal Area Plan – Update**

Preparation of the Terminal Area Plan continues by Mead & Hunt. Airport staff provided comments on the terminal area inventory report in January and Mead & Hunt is revising the report to address these comments. The revised report will be delivered to Airport staff in early February along with the capacity analysis findings, which are currently being finalized. Work on alternative layout plans for the terminal building and overall terminal area will begin in February.

Mead & Hunt staff will provide a presentation with an overview work-to-date at the March Authority Board meeting.

## **VIII. PUBLIC COMMENT**

- IX. EXECUTIVE SESSION –** I.C. §74-206 (1),(c) To acquire an interest in real property which is not owned by a public agency  
I.C. §74-206 (1),(f) To communicate with legal counsel to discuss legal ramifications for controversy imminently likely to be litigated

## **X. ADJOURNMENT**

**MINUTES OF A REGULAR MEETING  
OF THE  
FRIEDMAN MEMORIAL AIRPORT AUTHORITY  
January 5, 2021  
5:30 P.M.**

**IN ATTENDANCE:**

**BOARD MEMBERS:** Board Chairman – Jacob Greenberg, Vice-Chairman – Don Keirn, Treasurer – Ron Fairfax, Board Members – Angenie McCleary, Dick Fosbury, Martha Burke, Sam Linnet

**FRIEDMAN MEMORIAL AIRPORT STAFF:** Airport Manager – Chris Pomeroy, Airport Security Coordinator – Steve Guthrie, Finance & Administration Manager – Brent Davis, Airport Operations Manager – Tim Burke, Airport Business Coordinator – Sarah Funk, Airport Administrative Coordinators – Sue Heaphy & Jenna Elliott

**CONSULTANTS:** Studio 360 – Sarah Shepard, T-O Engineers – Nathan Cuvala, Rexroat, Harberd & Associates – Laurie Harberd, Harris CPAs – Josh Tyree, Troy Earl, Mead & Hunt – Evan Barrett, Brad Rolf, Mark Sorenson

**AIRPORT LEGAL COUNSEL:** Lawson Laski Clark, PLLC – Jim Laski

**CALL TO ORDER:**

The meeting was called to order at 5:30 p.m. by Chairman Greenberg

**I. APPROVE AGENDA**

The agenda was approved as presented.

**MOTION:** *Made by Board Vice-Chairman Keirn to approve the agenda.  
Seconded by Board Member Burke.*

**PASSED UNANIMOUSLY**

**II. PUBLIC COMMENT**

No Public Comment

**III. APPROVE FMAA  
MEETING MINUTES**

A. December 8, 2020 Regular Meeting Minutes – **Attachment #1**

**MOTION:** *Made by Board Member Burke to approve the board meeting minutes of the December 8, 2020 Regular Meeting. Seconded by Board Vice-Chairman Keirn.*

**PASSED UNANIMOUSLY**

**IV. REPORTS**

A. Chairman Report

No report was given.

B. Blaine County Report

Blaine County Commissioner Greenberg reported the COVID numbers have been good in Blaine County, however he would like to remind everyone to continue with COVID protocols with increased risks due to holiday and visitor travel.

C. City of Hailey Report

Mayor Burke and Board-Vice Chairman welcomed Sam Linnet to the FMA Board.

D. Fly Sun Valley Alliance Report

Carol Waller reported she has been very excited to see the changes the new approach is having with flight completions. She thanked everyone involved in making this a reality. The Alliance continues to monitor bookings and is starting to work on the summer 2021 flight schedule.

E. Airport Manager Report (see Power Point Presentation)

Airport Manager Pomeroy reported passenger enplanements for December were down 52% from previous year. Operations increased from December of last year by 4.6%. The total operations for the year are down 2.1% from last year. Airport

Manager Pomeroy reported he is pleased with the number of total operations for 2020, given the steep decline in air carrier service last spring. The increase in general aviation activity during the summer was a substantial reason FMA operations stayed relatively stable for 2020.

Airport Manager Pomeroy reported the terminal was very busy with eleven air carrier flights daily over the holiday peak. He extended his thanks to the FMA operations team, TSA, Airlines and The Car Park for their extra work these last few weeks. The team did an excellent job with COVID protocols and social distancing.

Airport Manager Pomeroy reported there were a few days of heavy air traffic during the holiday, causing air space capacity issues and in-air and departure delays. This is something he has been working on the last few years with Salt Lake City Center and the FAA. He continues to work with FMA consultant Greg Dyer, and they have some new ideas on helping to resolve these issues in the future.

Airport Manager Pomeroy reported the new approach went online December 3<sup>rd</sup> and is going very well so far with great completion of flights. He reported 24 “saves” on flights that likely would have been diverted last year. It will take approximately a year to determine numbers and stats of the new approach, but so far it is proving to be very successful.

Airport Operations Manager Tim Burke reported the operations team has responded extremely well to the stress the new approach has had on runway operations during winter snow events. Burke reported the success is directly related to the combined experience of our operations team and new equipment. Burke stressed the importance of new equipment to keep up with FAA runway requirements and the increased landings during the winter due to the approval and use of the new approach that went live in early December 2020.

Board Chairman Greenberg mentioned the investment in operations equipment has been significant the last few years and with the new approach being approved last month it has paid off. He reminded the Board of the need to keep investing in equipment to keep up with increasing requirements of winter operations required by the FAA. Members of the Board agreed with Greenberg and commented on the outstanding work of the FMA operations team.

Airport Manager Pomeroy reported he attended a Blaine County Planning and Zoning meeting in December to discuss the draft Airport Vicinity Overlay District and airspace protection and land use compatibility. The county commissioners were overall very pleased with his presentation with a few minor revisions requested. He is working with the Land Use Department to make the requested changes and will present another draft at the next meeting in January.

Airport Manager Pomeroy reported he continues to work with City of Hailey and Blaine County on the Joint Powers Agreement that has been extended to April 15, 2021.

Airport Manager Pomeroy reported the following is “On the Horizon:”

- Special Meeting for Snow Removal Equipment Order Request

## V. AIRPORT STAFF BRIEF

- A. Noise Complaints in December
- B. Profit & Loss, ATCT Traffic Operations Count and Enplanement Data (See **Attachment #2-#4**)
- C. Airport Commercial Flight Interruptions (unofficial)
- D. Review Correspondence

## VI. ACTION ITEMS

- A. NEW BUSINESS (See Brief & Power Point)
  1. Annual Audit of Acceptance of FMAA Financial Statements and other Financial Information – Year Ended September 30, 2020 – Consideration of Acceptance - **Attachment #5 ACTION ITEM**

Finance Manager Brent Davis reported the audit went very well. Davis introduced Josh Tyree and Troy Earl with Harris CPAs to report on the Audit for year-end 2020. Josh Tyree provided the Board with an outline of the FMA audit.

He reported there were no audit findings, and all opinions were clean. Audit Testing was done in the following categories: Grants and Federal Awards, CARES Act, Operating Revenues, PFC Program, Cash and Cash Equivalents, Capital Assets, Salaries, Wages and Related Benefits, Accounts Payable, Net Position Classification, Management Turnover, and Fraud Considerations.

Finance Manager Brent Davis introduced Laurie Harberd, CPA with Rexroat, Harberd & Associates to present the Financial Statements for year ended September 30, 2020. Ms. Harberd presented the Board with a detailed explanation of the Financial Statements for year-end 2020.

Board Chairman Greenberg and Finance Manager Brent Davis thanked Harris CPAs and Laurie Harberd for their work and expertise. Davis commented that Ms. Harberd will be retained by FMA for future work throughout fiscal year 2021. Both the Finance Manager and Board Chairman thanked the FMA Administrative staff for their hard work this year and congratulated the team on a clean audit.

**MOTION: Made by Board Vice-Chairman Keirn to accept the Audit and Financial Statement for year-end September 30, 2020.  
Seconded by Board Member Burke.**

**PASSED UNANIMOUSLY**

**B. CONTINUING BUSINESS**

1. None

**VII. DISCUSSION AND UPDATES**

**A. NEW BUSINESS**

1. Airport Minimum Standards and Rules and Regulations – Discussion

Airport Manager Pomeroy reported the documents are critical guiding documents for management of FMA and Board. The last revisions to the Airport Minimum Standards were in 1997 and the Rules and Regulations in 1974. The consulting team will include Mead & Hunt, Ricondo, and Kaplan Kirsch & Rockwell, LLP. Airport Manager Pomeroy will follow up at next month's meeting with a timeline and possible selection process for the Board Committee.

**B. CONTINUING BUSINESS**

1. Miscellaneous
  - i. None
2. Construction and Capital Projects
  - i. None
3. Airport Planning Projects

- i. Environmental Assessment (Land Acquisition) – Update

Airport Manager Pomeroy reported he has received draft documents from Mead & Hunt. He reviewed them and has provided his feedback to Mead & Hunt and they continue to move forward with the assessment. The team is currently working with the FAA on coordination with State Historic Preservation Office (SHPO).

Brad Rolf with Mead & Hunt reported that he has been in contact with the FAA and the State Historic Preservation Office and they continue to work towards resolution of concerns between the two agencies.

- ii. Terminal Area Plan – Update

Airport Manager Pomeroy reported the terminal area plan is going well. He introduced Evan Barrett and Mark Sorenson with Mead & Hunt.

Evan Barrett with Mead & Hunt provided the Board with a project status update. The plan normally starts with a forecasting study, however with COVID this has been postponed and they have started with a capacity study. Mr. Barrett mentioned the following has been completed: functional component inventory, stakeholder kick-off interviews, terminal building capacity assessment and comparison with existing passenger demand. The



next steps are the terminal area capacity assessment, FAA coordination, forecast scenarios, development alternatives, and continued stakeholder coordination.

Mark Sorenson with Mead & Hunt provided the Board with a detailed review on the capacity study. The terminal, aircraft apron, public parking, vehicle access and parking circulation and rental car facilities were specified areas studied. Flight arrivals and departures were analyzed in addition to airport operations. Mr. Sorenson reported the terminal is over capacity for departing passengers a good amount of the time during the peak season, and over capacity on arrivals when two arrivals occur at the same time.

Board Member Burke asked how the FAA determines the financial contribution when looking at a terminal area plan. Airport Manager Pomeroy responded the FAA typically supports funding associated with passenger movement in a terminal. They are less likely to fund, or will fund less, for areas that would be utilized by airline ticket counters.

There was Board discussion regarding the timing of study during COVID. Mr. Sorenson responded that the terminal is now over capacity and COVID, if anything, decreased travel. Mr. Barrett followed up stating that any plan funded by the FAA would include a 10-year forecast; this is the reason for delaying the forecast component of study.

#### VIII. PUBLIC COMMENT

No Public Comment

Jim Laski Airport legal counsel suggested scheduling the Special Meeting next week. The Board agreed on Wednesday January 13, 2021 at 5:30pm.

#### IX. EXECUTIVE SESSION

**MOTION:** *Made by Board Member Burke to enter into executive session pursuant to Idaho Code §74-206 paragraph 1(c) to acquire an interest in real property which is not owned by a public agency. Seconded by Board Vice-Chairman Keirn.*

Roll Call Vote:

Board Member Linnet	Yes
Board Member Fairfax	Yes
Board Vice-Chairman Keirn	Yes
Board Member Burke	Yes
Board Member McCleary	Yes
Board Member Fosbury	Yes
Board Chairman Greenberg	Yes

#### X. ADJOURNMENT

The January 5, 2021 Regular Meeting of the Friedman Memorial Airport Authority was adjourned at approximately 7:20 p.m.

---

Angenie McCleary, Secretary

\* *Additional resources/materials that should be reviewed with these meeting minutes include but are not limited to the Friedman Memorial Airport Authority Board Packet briefing, the PowerPoint presentation prepared for this meeting and any referenced attachments.*

**MINUTES OF A SPECIAL MEETING  
OF THE  
FRIEDMAN MEMORIAL AIRPORT AUTHORITY\***

**January 13, 2021  
5:30 P.M.**

**IN ATTENDANCE:**

**BOARD MEMBERS:** Chairman – Jacob Greenberg; Vice-Chairman – Don Keirn; Treasurer – Ron Fairfax; Board Members: Angenie McCleary, Dick Fosbury, Martha Burke, Sam Linnet  
**FRIEDMAN MEMORIAL AIRPORT STAFF:** Airport Manager – Chris Pomeroy, Airport Security Coordinator – Steve Guthrie, Finance & Administration Manager – Brent Davis, Airport Operations Manager – Tim Burke, Airport Operations Coordinator – Sarah Funk, Airport Administrative Coordinators – Sue Heaphy & Jenna Elliott  
**AIRPORT LEGAL COUNSEL:** Lawson Laski Clark, PLLC – Jim Laski

**CALL TO ORDER:**

The meeting was called to order at 5:35 p.m.

**I. APPROVE AGENDA**

The agenda was approved as presented.

**MOTION: Made by Board Member Fosbury to approve the agenda.  
Seconded by Board Member Burke.**

**PASSED UNANIMOUSLY**

**II. ACTION ITEMS**

(a vote may occur but is not required to be taken)

**A. New Business**

1. FMAA Participation in Cooperative Purchasing Programs – Consideration of Approval – **ACTION ITEM**

Airport Legal Counsel, Jim Laski reported by joining Cooperative Purchasing Programs, it allows the Board and FMA to approve purchasing equipment/goods for the airport as the programs are established using a State approved process.

**MOTION: Made by Board Member Burke to approve the participation in cooperative purchasing programs conforming to IC\$67-2807, subject to review of legal counsel. Seconded by Board Vice-Chairman Keirn**

**PASSED UNANIMOUSLY**

The Board further discussed joining a specific Cooperative Purchasing Program, CPV.

**MOTION: Made by Board Member Burke to approve FMAA participation in Cooperative Purchasing Venture (CPV). Seconded by Board Vice-Chairman Keirn.**

**PASSED UNANIMOUSLY**

2. FMAA Purchase of High-Speed Blower for Airfield Snow Removal through Cooperative Purchasing Program – Consideration of Approval – **ACTION ITEM**

Airport Manager Pomeroy reported the MB4 is the piece of equipment FMA would like to procure. This piece of equipment is manufactured by M-B companies and is a much-needed addition to the FMA SRE fleet due to the increased snow removal demands resulting from the new approach and FAA

requirements. Use of local funds will be more cost effective and result in a faster delivery time. The cost of the equipment is not to exceed \$770,000 including minor engineering fees. The purchase would occur through the Cooperative Purchasing Program, CPV.

There was Board discussion regarding the use of local funds vs AIP funds and it was determined by the Finance Committee, and agreed to by the Board, that the use of local funds would be appropriate for this time sensitive purchase.

***MOTION: Made by Board Member Fosbury to approve the acquisition of an M-B Companies MB4 high speed/high capacity blower not to exceed \$770,000. Seconded by Board Vice-Chairman Keirn.***  
***PASSED UNANIMOUSLY***

The January 13, 2021 Special Meeting of the Friedman Memorial Airport Authority was adjourned at approximately 5:50 p.m.

\_\_\_\_\_  
Angenie McCleary, Secretary

#### **IV. ADJOURNMENT**

\* *Additional resources/materials that should be reviewed with these meeting minutes include but are not limited to the Friedman Memorial Airport Authority Board Packet briefing, the PowerPoint presentation prepared for this meeting and any referenced attachments.*

10:35 AM

01/25/21

Accrual Basis

# Friedman Memorial Airport Profit & Loss Budget vs. Actual (COMBINED '21)

	Oct - Dec 20	Budget	\$ Over Budget	% of Budget
<b>Ordinary Income/Expense</b>				
<b>Income</b>				
<b>4000-00 · AIRCARRIER</b>				
4000-01 · Aircarrier - Lease Space	43,735.75	87,500.01	-43,764.26	50.0%
4000-02 · Aircarrier - Landing Fees	44,145.90	29,499.99	14,645.91	149.6%
4000-03 · Aircarrier - Gate Fees	0.00	0.00	0.00	0.0%
4000-04 · Aircarrier - Utility Fees	90.00	0.00	90.00	100.0%
4010-07 · Aircarrier - '14 PFC App	37,948.52	79,125.00	-41,176.48	48.0%
<b>Total 4000-00 · AIRCARRIER</b>	<b>125,920.17</b>	<b>196,125.00</b>	<b>-70,204.83</b>	<b>64.2%</b>
<b>4020-00 · TERMINAL AUTO PARKING REVENUE</b>				
4020-01 · Automobile Parking - Terminal	48,013.00	66,500.01	-18,487.01	72.2%
<b>Total 4020-00 · TERMINAL AUTO PARKING REVENUE</b>	<b>48,013.00</b>	<b>66,500.01</b>	<b>-18,487.01</b>	<b>72.2%</b>
<b>4030-00 · AUTO RENTAL REVENUE</b>				
4030-01 · Automobile Rental - Commission	74,053.53	75,900.00	-1,846.47	97.6%
4030-02 · Automobile Rental - Lease Space	7,386.42	7,475.01	-88.59	98.8%
4030-03 · Automobile Rental - Auto Prkng	15,830.37	21,249.99	-5,419.62	74.5%
4030-04 · Automobile Rental - Utilities	492.87	500.01	-7.14	98.6%
<b>Total 4030-00 · AUTO RENTAL REVENUE</b>	<b>97,763.19</b>	<b>105,125.01</b>	<b>-7,361.82</b>	<b>93.0%</b>
<b>4040-00 · TERMINAL CONCESSION REVENUE</b>				
4040-01 · Terminal Shops - Commission	1,007.31	1,250.01	-242.70	80.6%
4040-03 · Terminal Shops - Utility Fees	492.86	500.01	-7.15	98.6%
4040-10 · Advertising - Commission	11,200.65	6,249.99	4,950.66	179.2%
4040-11 · Vending Machines - Commission	344.15	1,250.01	-905.86	27.5%
4040-12 · Terminal ATM	225.00	249.99	-24.99	90.0%
<b>Total 4040-00 · TERMINAL CONCESSION REVENUE</b>	<b>13,269.97</b>	<b>9,500.01</b>	<b>3,769.96</b>	<b>139.7%</b>
<b>4050-00 · FBO REVENUE</b>				
4050-01 · FBO - Lease Space	40,991.39	41,750.01	-758.62	98.2%
4050-02 · FBO - Tiedown Fees	45,485.55	51,249.99	-5,764.44	88.8%
4050-03 · FBO - Landing Fees - Trans.	0.00	22,500.00	-22,500.00	0.0%
4050-04 · FBO - Commission	6,286.88	1,775.01	4,511.87	354.2%
4050-07 · FBO - Miscellaneous	0.00	0.00	0.00	0.0%
<b>Total 4050-00 · FBO REVENUE</b>	<b>92,763.82</b>	<b>117,275.01</b>	<b>-24,511.19</b>	<b>79.1%</b>
<b>4060-00 · FUEL FLOWAGE REVENUE</b>				
4060-01 · Fuel Flowage - FBO	77,652.30	45,375.00	32,277.30	171.1%
<b>Total 4060-00 · FUEL FLOWAGE REVENUE</b>	<b>77,652.30</b>	<b>45,375.00</b>	<b>32,277.30</b>	<b>171.1%</b>
<b>4070-00 · TRANSIENT LANDING FEES REVENUE</b>				
4070-01 · Landing Fees - Commercial	0.00	45,000.00	-45,000.00	0.0%
4070-02 · Landing Fees - Non-Comm./Gov't	105,659.00	50.01	105,608.99	211,275.7%

10:35 AM

01/25/21

Accrual Basis

# Friedman Memorial Airport

## Profit & Loss Budget vs. Actual (COMBINED '21)

	Oct - Dec 20	Budget	\$ Over Budget	% of Budget
<b>Total 4070-00 · TRANSIENT LANDING FEES REVENUE</b>	105,659.00	45,050.01	60,608.99	234.5%
<b>4080-00 · HANGAR REVENUE</b>				
4080-01 · Land Lease - Hangar	159,819.05	170,499.99	-10,680.94	93.7%
4080-02 · Land Lease - Hangar/Trans. Fee	8,573.75	0.00	8,573.75	100.0%
4080-03 · Hangar/Utilities (E8,11,24)	0.00	375.00	-375.00	0.0%
4080-05 · Land Lease - FMA Hangar Rentals	8,204.38	7,500.00	704.38	109.4%
<b>Total 4080-00 · HANGAR REVENUE</b>	176,597.18	178,374.99	-1,777.81	99.0%
<b>4090-00 · TIEDOWN PERMIT FEES REVENUE</b>				
4090-01 · Tiedown Permit Fees (FMA)	23,364.00	5,000.01	18,363.99	467.3%
<b>Total 4090-00 · TIEDOWN PERMIT FEES REVENUE</b>	23,364.00	5,000.01	18,363.99	467.3%
<b>4100-00 · CARGO CARRIERS REVENUE</b>				
4100-01 · Cargo Carriers - Landing Fees	0.00	2,625.00	-2,625.00	0.0%
4100-02 · Cargo Carriers - Tiedown	3,312.00	750.00	2,562.00	441.6%
<b>Total 4100-00 · CARGO CARRIERS REVENUE</b>	3,312.00	3,375.00	-63.00	98.1%
<b>4110-00 · MISCELLANEOUS REVENUE</b>				
4110-01 · Misc. Revenue	4,091.18	1,250.01	2,841.17	327.3%
4110-05 · Misc. Incident/Accident	0.00	0.00	0.00	0.0%
4110-09 · Miscellaneous Expense Reimburse	0.00	0.00	0.00	0.0%
<b>Total 4110-00 · MISCELLANEOUS REVENUE</b>	4,091.18	1,250.01	2,841.17	327.3%
<b>4120-00 · GROUND TRANSP. PERMIT REVENUE</b>				
4120-01 · Ground Transportation Permit	5,450.00	5,000.01	449.99	109.0%
4120-02 · GTSP - Trip Fee	780.00	0.00	780.00	100.0%
<b>Total 4120-00 · GROUND TRANSP. PERMIT REVENUE</b>	6,230.00	5,000.01	1,229.99	124.6%
<b>4400-00 · TSA/SECURITY</b>				
4400-02 · Terminal Lease	10,091.25	10,091.25	0.00	100.0%
4400-03 · Security Prox. Cards	19,550.00	9,000.00	10,550.00	217.2%
<b>Total 4400-00 · TSA/SECURITY</b>	29,641.25	19,091.25	10,550.00	155.3%
<b>4500-00 · IDAHO STATE GRANT PROGRAM REV.</b>				
4500-18 · SUN-18 SKW E-175 Certification	0.00	0.00	0.00	0.0%
4500-19 · SUN-19 AIP Sponsor Match	0.00	0.00	0.00	0.0%
4500-20 · SUN-20	0.00	0.00	0.00	0.0%
4500-21 · SUN-21	0.00	3,750.00	-3,750.00	0.0%
4500-26 · IDOT F208SUN	0.00	0.00	0.00	0.0%
<b>Total 4500-00 · IDAHO STATE GRANT PROGRAM REV.</b>	0.00	3,750.00	-3,750.00	0.0%
<b>4510-00 · DOT/Small Community Air Service</b>				
4510-01 · Small Community Air Service	0.00	0.00	0.00	0.0%

10:35 AM

01/25/21

Accrual Basis

# Friedman Memorial Airport Profit & Loss Budget vs. Actual (COMBINED '21)

	Oct - Dec 20	Budget	\$ Over Budget	% of Budget
4510-02 · Local Match Contribution	0.00	0.00	0.00	0.0%
Total 4510-00 · DOT/Small Community Air Service	0.00	0.00	0.00	0.0%
4520-00 · INTEREST REVENUE				
4520-01 · Interest Revenue - General	5,083.30	5,000.01	83.29	101.7%
4520-07 · Interest Revenue - '14 PFC	2.70	0.00	2.70	100.0%
4520-08 · Finance Fee Revenue	0.00	0.00	0.00	0.0%
Total 4520-00 · INTEREST REVENUE	5,086.00	5,000.01	85.99	101.7%
4740-00 · ZzZ_AIP 40 - Safety Area Proj				
4740-01 · ZzZ_AIP '40 Project II	0.00	0.00	0.00	0.0%
Total 4740-00 · ZzZ_AIP 40 - Safety Area Proj	0.00	0.00	0.00	0.0%
4741-00 · ZzZ_AIP 41 - Safety Area Ph III				
4741-01 · ZzZ_AIP '41 SA Phase III	0.00	0.00	0.00	0.0%
4741-02 · ZzZ_TSA Office RA	0.00	0.00	0.00	0.0%
Total 4741-00 · ZzZ_AIP 41 - Safety Area Ph III	0.00	0.00	0.00	0.0%
4742-00 · AIP 42 - Project Air Carr. Apr				
4742-01 · AIP '42 Air Carr. Apron	0.00	0.00	0.00	0.0%
Total 4742-00 · AIP 42 - Project Air Carr. Apr	0.00	0.00	0.00	0.0%
4743-00 · AIP 43 - Air Carrier /Pkg. Lot				
4743-01 · AIP 43 - Air Carrier/Pkg. Lot	0.00	0.00	0.00	0.0%
Total 4743-00 · AIP 43 - Air Carrier /Pkg. Lot	0.00	0.00	0.00	0.0%
4744-00 · AIP '44 RPZ Acquisition EA				
4744-01 · AIP '44 - RPZ Acquisition - EA	0.00	0.00	0.00	0.0%
4744-00 · AIP '44 RPZ Acquisition EA - Other	0.00	0.00	0.00	0.0%
Total 4744-00 · AIP '44 RPZ Acquisition EA	0.00	0.00	0.00	0.0%
4745-00 · AIP '45 Terminal Apron Expan				
4745-02 · AIP '45 Expand AC Apr	0.00	0.00	0.00	0.0%
4745-01 · AIP '45 Terminal Apron Expan	0.00	0.00	0.00	0.0%
Total 4745-00 · AIP '45 Terminal Apron Expan	0.00	0.00	0.00	0.0%
4746-00 · AIP '46 Acquire SRE ARFF				
4746-01 · AIP '46 Acquire SRE ARFF	-1,961.72	0.00	-1,961.72	100.0%
4746-00 · AIP '46 Acquire SRE ARFF - Other	0.00	0.00	0.00	0.0%
Total 4746-00 · AIP '46 Acquire SRE ARFF	-1,961.72	0.00	-1,961.72	100.0%
4747-00 · AIP '47 - Acq.SRE/ARFF, Obs.Rem				

10:35 AM

01/25/21

Accrual Basis

## Friedman Memorial Airport Profit & Loss Budget vs. Actual (COMBINED '21)

	Oct - Dec 20	Budget	\$ Over Budget	% of Budget
4747-01 · AIP '47-Acq.SRE/ARFF&Obs. Remov	591,806.16	0.00	591,806.16	100.0%
Total 4747-00 · AIP '47 - Acq.SRE/ARFF, Obs.Rem	591,806.16	0.00	591,806.16	100.0%
4748-00 · AIP '48 Land Acquisition				
4748-01 · AIP '48 Land Acq.- RPZ - 65 Acr	-2,971.87	0.00	-2,971.87	100.0%
Total 4748-00 · AIP '48 Land Acquisition	-2,971.87	0.00	-2,971.87	100.0%
4749-00 · AIP '49 - Acq. SRE/Pavement Mai				
4749-01 · AIP '49 - Acq. SRE/Pavement Mai	-41,194.00	10,546.86	-51,740.86	-390.6%
Total 4749-00 · AIP '49 - Acq. SRE/Pavement Mai	-41,194.00	10,546.86	-51,740.86	-390.6%
4750-00 · Terminal Area Plan (TAP)				
4750-01 · Terminal Area Plan	0.00	7,500.00	-7,500.00	0.0%
Total 4750-00 · Terminal Area Plan (TAP)	0.00	7,500.00	-7,500.00	0.0%
4751-00 · EA - Land Acq. - Approach Prote				
4751-01 · EA - Land Acq. Approach Protect	27,337.79	39,999.99	-12,662.20	68.3%
Total 4751-00 · EA - Land Acq. - Approach Prote	27,337.79	39,999.99	-12,662.20	68.3%
4752-00 · CARES Act				
4752-01 · CARES Act	397,723.34			
Total 4752-00 · CARES Act	397,723.34			
4753-00 · AIP '53 - Rehabilitate Runway				
4753-01 · AIP '53 - Rehabilitate Runway	0.00	140,625.00	-140,625.00	0.0%
Total 4753-00 · AIP '53 - Rehabilitate Runway	0.00	140,625.00	-140,625.00	0.0%
Total Income	1,780,102.76	1,004,463.18	775,639.58	177.2%
Gross Profit	1,780,102.76	1,004,463.18	775,639.58	177.2%
Expense				
EXPENDITURES				
"A" EXPENSES				
5000-01 · Salaries - Airport Manager	39,592.86	39,592.84	0.02	100.0%
5000-02 · ZzZ_Salaries - Asst. Arpt Mngr	0.00	0.00	0.00	0.0%
5010-00 · Salaries -Finance Manager	25,000.02	28,818.51	-3,818.49	86.7%
5010-01 · Salaries - Office Assist.	31,727.98	30,700.80	1,027.18	103.3%
5010-02 · ZzZ_Salaries - Public Info Off	0.00	0.00	0.00	0.0%
5010-03 · Salaries - Arpt Business Coord	17,123.58	17,123.52	0.06	100.0%
5020-00 · Salaries - ARFF/OPS Manager	23,749.99	28,464.81	-4,714.82	83.4%
5030-00 · Salaries - ARFF/OPS Specialist	142,001.45	114,009.99	27,991.46	124.6%
5040-00 · Salaries-ASC/Sp.Prjct./Ex. Assi	23,807.37	21,891.99	1,915.38	108.7%
5050-00 · Salaries-Seasonal-Snow Removal	18,330.62	13,749.99	4,580.63	133.3%
5050-01 · Salaries - Seasonal - Arpt Host	1,683.75	1,250.01	433.74	134.7%

10:35 AM

01/25/21

Accrual Basis

## Friedman Memorial Airport Profit & Loss Budget vs. Actual (COMBINED '21)

	Oct - Dec 20	Budget	\$ Over Budget	% of Budget
5050-02 · Salaries - Merit Increase	0.00	0.00	0.00	0.0%
5050-03 · Salaries - One-time Pay	12,550.00			
5060-01 · Overtime - General	0.00	500.01	-500.01	0.0%
5060-02 · Overtime - Snow Removal	7,015.60	11,250.00	-4,234.40	62.4%
5060-04 · OT - Security	0.00	1,250.01	-1,250.01	0.0%
5070-05 · Compensated Absenses Accrued	0.00	0.00	0.00	0.0%
5100-00 · Retirement	53,746.94	35,750.01	17,996.93	150.3%
5110-00 · Social Security/Medicare	24,208.59	24,588.00	-379.41	98.5%
5120-00 · Life Insurance	578.49	500.01	78.48	115.7%
5130-00 · Medical Insurance	36,432.32	64,160.01	-27,727.69	56.8%
5160-00 · Workman's Compensation	0.00	5,000.01	-5,000.01	0.0%
5170-00 · Unemployment Claims	0.00	0.00	0.00	0.0%
<b>Total "A" EXPENSES</b>	<b>457,549.56</b>	<b>438,600.52</b>	<b>18,949.04</b>	<b>104.3%</b>
<b>"B" EXPENDITURES</b>				
<b>"B" EXPENSES - ADMINISTRATIVE</b>				
<b>6000-00 · TRAVEL EXPENSE</b>				
6000-01 · Travel	0.00	9,350.00	-9,350.00	0.0%
<b>Total 6000-00 · TRAVEL EXPENSE</b>	<b>0.00</b>	<b>9,350.00</b>	<b>-9,350.00</b>	<b>0.0%</b>
<b>6010-00 · SUPPLIES/EQUIPMENT EXPENSE</b>				
6010-01 · Supplies - Office	2,317.83	2,000.01	317.82	115.9%
6010-02 · Supplies - Parking	0.00	249.99	-249.99	0.0%
6010-03 · Supplies - Computer	1,699.97	1,500.00	199.97	113.3%
<b>Total 6010-00 · SUPPLIES/EQUIPMENT EXPENSE</b>	<b>4,017.80</b>	<b>3,750.00</b>	<b>267.80</b>	<b>107.1%</b>
<b>6020-00 · INSURANCE</b>				
6020-01 · Insurance	26,562.00	13,980.00	12,582.00	190.0%
<b>Total 6020-00 · INSURANCE</b>	<b>26,562.00</b>	<b>13,980.00</b>	<b>12,582.00</b>	<b>190.0%</b>
<b>6030-00 · UTILITIES</b>				
6030-01 · Utilities - Gas/Terminal	3,525.00	4,500.00	-975.00	78.3%
6030-02 · Utilities - Gas/AOB & Cold Stor	1,308.00	2,124.99	-816.99	61.6%
6030-03 · Utilities - Elec./Runway&PAPI	1,481.83	1,624.97	-143.14	91.2%
6030-04 · Utilities - Elec./AOB & Cold St	2,200.49	2,125.03	75.46	103.6%
6030-05 · Utilities - Electric/Terminal	11,661.45	12,499.97	-838.52	93.3%
6030-06 · Utilities - Telephone	4,101.89	4,000.03	101.86	102.5%
6030-07 · Utilities - Water	442.62	4,500.00	-4,057.38	9.8%
6030-08 · Utilities - Garbage Removal	3,221.52	3,625.03	-403.51	88.9%
6030-09 · Utilities - Sewer	1,530.67	1,024.97	505.70	149.3%
6030-11 · Utilities - Electric/Tower	1,522.98	1,375.03	147.95	110.8%
6030-12 · Utilities - Elec./Brdfld.Hghl	104.62	124.97	-20.35	83.7%
6030-13 · Utilities - Elec. Exit Booth	396.50	625.03	-228.53	63.4%
6030-15 · Utilities - Elec/AWOS	1,026.37	1,000.03	26.34	102.6%
6030-16 · Utilities - Elec. Wind Cone	38.36	37.50	0.86	102.3%



10:35 AM

01/25/21

Accrual Basis

## Friedman Memorial Airport Profit & Loss Budget vs. Actual (COMBINED '21)

	Oct - Dec 20	Budget	\$ Over Budget	% of Budget
6030-17 · Utilities - Elec./Gas- Hangar	762.49	874.97	-112.48	87.1%
6030-18 · Utilities - Lubricant Wst. Dspl	0.00	124.97	-124.97	0.0%
<b>Total 6030-00 · UTILITIES</b>	<b>33,324.79</b>	<b>40,187.49</b>	<b>-6,862.70</b>	<b>82.9%</b>
<b>6040-00 · SERVICE PROVIDER</b>				
6040-01 · Service Provider - General	238.19	0.00	238.19	100.0%
6040-02 · Service Provider - Term. Serv.	927.20	1,407.75	-480.55	65.9%
6040-03 · Service Provider - AOB Services	11,248.30	13,000.03	-1,751.73	86.5%
6040-04 · Service Provider-Ops./Airfield	13,350.00	3,999.00	9,351.00	333.8%
<b>Total 6040-00 · SERVICE PROVIDER</b>	<b>25,763.69</b>	<b>18,406.78</b>	<b>7,356.91</b>	<b>140.0%</b>
<b>6050-00 · PROFESSIONAL SERVICES</b>				
6050-01 · Professional Services - Legal	14,521.10	15,000.00	-478.90	96.8%
6050-02 · Professional Serv. - Audit/Fina	25,274.50	17,500.03	7,774.47	144.4%
6050-03 · Professional Services - Engineer	1,092.13	6,250.03	-5,157.90	17.5%
6050-04 · Professional Services - HR	0.00	4,999.97	-4,999.97	0.0%
6050-05 · Professional Services - Gen.	76,200.00	2,500.03	73,699.97	3,048.0%
6050-10 · Prof. Svcs.-IT/Comp. Support	4,677.75	3,750.00	927.75	124.7%
6050-12 · Prof. Serv.- Planning Air Serv.	2,866.75	1,750.03	1,116.72	163.8%
6050-13 · Prof. Serv.-Website Des.& Maint	191.85	1,000.03	-808.18	19.2%
6050-15 · Prof. Serv.-Comm/Public Outreac	6,535.92	10,500.00	-3,964.08	62.2%
6050-17 · Prof. Serv. - Airspace Consult.	0.00	6,250.03	-6,250.03	0.0%
6050-18 · Prof. Services - Approach Maint	0.00	7,500.00	-7,500.00	0.0%
6050-19 · Prof. Serv.-ATCT Relocation	0.00	7,500.00	-7,500.00	0.0%
6050-00 · PROFESSIONAL SERVICES - Other	360.00			
<b>Total 6050-00 · PROFESSIONAL SERVICES</b>	<b>131,720.00</b>	<b>84,500.15</b>	<b>47,219.85</b>	<b>155.9%</b>
<b>6060-00 · MAINTENANCE-OFFICE EQUIPMENT</b>				
6060-01 · Maint.-Office Equip./Gen.	0.00	0.00	0.00	0.0%
6060-04 · Maintenance - Copier	441.57	499.97	-58.40	88.3%
6060-05 · Maintenance - Phone	1,215.00	325.03	889.97	373.8%
<b>Total 6060-00 · MAINTENANCE-OFFICE EQUIPMENT</b>	<b>1,656.57</b>	<b>825.00</b>	<b>831.57</b>	<b>200.8%</b>
<b>6070-00 · RENT/LEASE OFFICE EQUIPMENT</b>				
6070-02 · Rent/Lease - Postage Meter	292.65	300.00	-7.35	97.6%
<b>Total 6070-00 · RENT/LEASE OFFICE EQUIPMENT</b>	<b>292.65</b>	<b>300.00</b>	<b>-7.35</b>	<b>97.6%</b>
<b>6080-00 · DUES/MEMBERSHIPS/PUBLICATIONS E</b>				
6080-01 · Dues/Memberships	1,076.14	1,500.00	-423.86	71.7%
6080-04 · Publications	1,671.68	1,249.97	421.71	133.7%
<b>Total 6080-00 · DUES/MEMBERSHIPS/PUBLICATIO...</b>	<b>2,747.82</b>	<b>2,749.97</b>	<b>-2.15</b>	<b>99.9%</b>
<b>6090-00 · POSTAGE</b>				
6090-01 · Postage/Courier Service	253.99	499.97	-245.98	50.8%

10:35 AM

01/25/21

Accrual Basis

## Friedman Memorial Airport Profit & Loss Budget vs. Actual (COMBINED '21)

	Oct - Dec 20	Budget	\$ Over Budget	% of Budget
<b>Total 6090-00 · POSTAGE</b>	253.99	499.97	-245.98	50.8%
<b>6100-00 · EDUCATION/TRAINING</b>				
6100-01 · Education/Training - Admin.	0.00	3,750.00	-3,750.00	0.0%
6100-02 · Education/Training - OPS	893.56	3,750.00	-2,856.44	23.8%
6100-03 · Education/Training - ARFF	8,407.58	3,625.03	4,782.55	231.9%
6100-04 · Ed/Train. - ARFF Trienn. Drill	0.00	0.00	0.00	0.0%
6100-05 · Education - Noise Abatement	0.00	0.00	0.00	0.0%
6100-06 · Education - Security	515.00	750.00	-235.00	68.7%
6100-07 · ZzZ_Education - Public Outrea/C	0.00	0.00	0.00	0.0%
6100-08 · Education/Training - HFD Coop.	0.00	1,249.97	-1,249.97	0.0%
6100-09 · ZzZ_Education - SAAC	0.00	0.00	0.00	0.0%
<b>Total 6100-00 · EDUCATION/TRAINING</b>	9,816.14	13,125.00	-3,308.86	74.8%
<b>6101-00 · PUBLIC OUTREACH/COMMUNICATIONS</b>				
6101-01 · Advertising/Social Media/Sponso	9,295.88	8,749.97	545.91	106.2%
6101-02 · Public Outr/Comm - Noise Abatem	0.00	124.97	-124.97	0.0%
6101-03 · Public Outr/Comm - SAAC	0.00	2,500.03	-2,500.03	0.0%
<b>Total 6101-00 · PUBLIC OUTREACH/COMMUNICATI...</b>	9,295.88	11,374.97	-2,079.09	81.7%
<b>6110-00 · CONTRACTS</b>				
6110-01 · Contracts - General	0.00	0.00	0.00	0.0%
6110-02 · Contracts - FMAA	10,000.00	10,500.00	-500.00	95.2%
6110-03 · Contracts - FBO/Fee Collection	0.00	12,499.97	-12,499.97	0.0%
6110-08 · Contracts - Eccles Tree Lights	0.00	0.00	0.00	0.0%
6110-16 · Contracts - Prkg Mngt Fee/Ops	37,392.62	41,250.00	-3,857.38	90.6%
6110-17 · Contracts - Landing Fee Equip.	0.00	3,750.00	-3,750.00	0.0%
6110-18 · Contracts - Vector Commissions	13,735.67			
<b>Total 6110-00 · CONTRACTS</b>	61,128.29	67,999.97	-6,871.68	89.9%
<b>6120-00 · ZzZ_PERMITS</b>				
6120-01 · ZzZ_Permits - General	0.00	0.00	0.00	0.0%
<b>Total 6120-00 · ZzZ_PERMITS</b>	0.00	0.00	0.00	0.0%
<b>6130-00 · MISCELLANEOUS EXPENSES</b>				
6130-01 · Misc. - General	2,841.12	3,750.00	-908.88	75.8%
6130-02 · Misc. - Incident/Accident	0.00	0.00	0.00	0.0%
6130-19 · Misc. COVID-19	7,037.71	0.00	7,037.71	100.0%
6140-00 · Bank Fees	2,780.25	4,999.97	-2,219.72	55.6%
6140-01 · Merchant Fees	73.79			
6150-01 · Interest Exp. - Prkg. Lot Equip	0.00	0.00	0.00	0.0%
6150-02 · ZzZ_Interest Expense	0.00	0.00	0.00	0.0%
<b>Total 6130-00 · MISCELLANEOUS EXPENSES</b>	12,732.87	8,749.97	3,982.90	145.5%
<b>6400-00 · DOT/SCASGP</b>				

10:35 AM

01/25/21

Accrual Basis

# Friedman Memorial Airport

## Profit & Loss Budget vs. Actual (COMBINED '21)

	Oct - Dec 20	Budget	\$ Over Budget	% of Budget
6400-01 · DOT/SCASGP	0.00	0.00	0.00	0.0%
6400-02 · DOT/SCASGP - FMAA	0.00	0.00	0.00	0.0%
<b>Total 6400-00 · DOT/SCASGP</b>	<b>0.00</b>	<b>0.00</b>	<b>0.00</b>	<b>0.0%</b>
<b>Total "B" EXPENSES - ADMINISTRATIVE</b>	<b>319,312.49</b>	<b>275,799.27</b>	<b>43,513.22</b>	<b>115.8%</b>
<b>"B" EXPENSES - OPERATIONAL</b>				
<b>6500-00 · SUPPLIES/EQUIPMENT-OPERATIONS</b>				
6500-01 · Supplies/Equipment - General	4,067.17	1,249.97	2,817.20	325.4%
6500-02 · Supplies/Equipment - Tools	3,513.13	1,249.97	2,263.16	281.1%
6500-03 · Supplies/Equipment - Clothing	1,292.80	1,249.97	42.83	103.4%
6500-04 · Supplies/Equipment - Janitorial	6,705.11	5,500.03	1,205.08	121.9%
<b>Total 6500-00 · SUPPLIES/EQUIPMENT-OPERATIONS</b>	<b>15,578.21</b>	<b>9,249.94</b>	<b>6,328.27</b>	<b>168.4%</b>
<b>6505-00 · EQUIP/VEHICLE - LEASE/RENTAL</b>				
6505-01 · Eq./Vehi Lease/Rental - General	77,875.32	22,500.00	55,375.32	346.1%
<b>Total 6505-00 · EQUIP/VEHICLE - LEASE/RENTAL</b>	<b>77,875.32</b>	<b>22,500.00</b>	<b>55,375.32</b>	<b>346.1%</b>
<b>6510-00 · FUEL/LUBRICANTS</b>				
6510-01 · General	0.00	124.97	-124.97	0.0%
6510-02 · Fuel	16,272.85	12,499.97	3,772.88	130.2%
6510-03 · Lubricants	0.00	1,650.00	-1,650.00	0.0%
<b>Total 6510-00 · FUEL/LUBRICANTS</b>	<b>16,272.85</b>	<b>14,274.94</b>	<b>1,997.91</b>	<b>114.0%</b>
<b>6520-00 · VEHICLES/MAINTENANCE</b>				
6520-01 · R/M Equipment - General	582.98	2,250.00	-1,667.02	25.9%
6520-06 · R/M Equip. - '85 Ford Dump	17.00	625.03	-608.03	2.7%
6520-08 · R/M Equip. - '96 Tiger Tractor	2,985.79	300.00	2,685.79	995.3%
6520-09 · R/M Equip. - '96 Oshkosh Swp.	1,990.80	874.97	1,115.83	227.5%
6520-17 · R/M Equip. '01 Case 921 Ldr.	143.10	550.03	-406.93	26.0%
6520-18 · R/M Equip. - '97 Chevy Blazer	117.59	412.50	-294.91	28.5%
6520-19 · R/M Equip. '02 Ford F-150 PU	0.00	124.97	-124.97	0.0%
6520-20 · R/M Equip. - '02 Kodiak Blower	5,267.18	287.53	4,979.65	1,831.9%
6520-25 · R/M Equip. - '04 Batts De-Ice	43.33	1,500.00	-1,456.67	2.9%
6520-28 · R/M Equip.-'06 Case 621 Loader	0.00	625.03	-625.03	0.0%
6520-29 · R/M Equip.- '10 Waus Broom/Plow	5,249.67	3,874.97	1,374.70	135.5%
6520-30 · R/M Equip.-'05 Ford F-350	0.00	400.03	-400.03	0.0%
6520-31 · R/M Equip. - '10 Oshkosh Blower	809.07	874.97	-65.90	92.5%
6520-32 · R/M Equip. - '09 Mini Truck	45.99	87.47	-41.48	52.6%
6520-34 · R/M Equip. - '12 Case 921F Load	469.09	625.03	-155.94	75.1%
6520-35 · R/M Equip. - '14 Ford Explorer	108.08	150.00	-41.92	72.1%
6520-36 · R/M Equip. - '10 Toyota Forklif	0.00	175.03	-175.03	0.0%
6520-37 · R/M Equip. - '15 Tool Cat	231.11	450.00	-218.89	51.4%
6520-38 · R/M Equip. - '15 Wausau Broom	0.00	3,949.97	-3,949.97	0.0%
6520-39 · R/M Equip. - Boss Spreader	0.00	0.00	0.00	0.0%
6520-40 · R/M Equip. - '17 Ford-350 Super	863.79	124.97	738.82	691.2%

10:35 AM

01/25/21

Accrual Basis

## Friedman Memorial Airport Profit & Loss Budget vs. Actual (COMBINED '21)

	Oct - Dec 20	Budget	\$ Over Budget	% of Budget
6520-41 · R/M Equip. - '17 Kodiak Blower	0.00	424.97	-424.97	0.0%
6520-42 · R/M Equip. - '18 Kodiak Attach.	0.00	0.00	0.00	0.0%
6520-43 · R/M Equip. - '18 279D Skid St.	2,916.53	1,000.03	1,916.50	291.6%
6520-44 · R/M Equip. - '18 Cat 972M Ldr	297.41	499.97	-202.56	59.5%
6520-45 · R/M Equip. - '19 Oshkosh Broom	26.91	3,000.00	-2,973.09	0.9%
6520-46 · R/M Equip. - '20 Chev. 1500 PU	775.12	625.03	150.09	124.0%
6520-47 · R/M Equip. - '19 Cat 972M Ldr	1,637.50	3,750.00	-2,112.50	43.7%
6520-48 · R/M Equip.-'18 New Holland Trac	0.00	0.00	0.00	0.0%
6520-49 · R/M Equip. - MB Combo	255.24	0.00	255.24	100.0%
<b>Total 6520-00 · VEHICLES/MAINTENANCE</b>	<b>24,833.28</b>	<b>27,562.50</b>	<b>-2,729.22</b>	<b>90.1%</b>
<b>6530-00 · ARFF MAINTENANCE</b>				
6530-01 · ARFF Maint. Gen/Supplies	556.00	2,500.03	-1,944.03	22.2%
6530-03 · ARFF Maint. - '87 Oshkosh	9.99	625.03	-615.04	1.6%
6530-04 · ARFF Maint. - Radios	3,212.25	375.00	2,837.25	856.6%
6530-05 · ARFF MAInt. - '03 E-One	821.17	625.03	196.14	131.4%
6530-06 · ARFF Maint. - '20 Oshkosh Strik	76.51	499.97	-423.46	15.3%
6530-07 · ARFF Maint. - Supp/HFD Support	0.00	0.00	0.00	0.0%
<b>Total 6530-00 · ARFF MAINTENANCE</b>	<b>4,675.92</b>	<b>4,625.06</b>	<b>50.86</b>	<b>101.1%</b>
<b>6540-00 · REPAIRS/MAINTENANCE - BUILDING</b>				
6540-01 · R/M Bldg. - General	0.00	375.00	-375.00	0.0%
6540-02 · R/M Bldg. - Terminal	17,888.53	32,875.03	-14,986.50	54.4%
6540-03 · R/M Bldg. - Terminal Concession	841.10	625.03	216.07	134.6%
6540-04 · R/M Bldg. - Cold Storage	517.99	499.97	18.02	103.6%
6540-05 · R/M Bldg. - AOB/SHOP	3,990.58	4,999.97	-1,009.39	79.8%
6540-06 · R/M Bldg. - Hangars	73.27	499.97	-426.70	14.7%
6540-07 · R/M Bldg. - Tower	1,698.03	1,750.03	-52.00	97.0%
6540-08 · R/M Bldg. - Parking Booth	120.00	250.03	-130.03	48.0%
6540-09 · ZzZ_R/M Bldg. - Landscaping	0.00	0.00	0.00	0.0%
<b>Total 6540-00 · REPAIRS/MAINTENANCE - BUILDING</b>	<b>25,129.50</b>	<b>41,875.03</b>	<b>-16,745.53</b>	<b>60.0%</b>
<b>6550-00 · REPAIRS/MAINTENANCE - AIRSIDE</b>				
6550-01 · R/M - General	2,717.97	750.00	1,967.97	362.4%
6550-02 · R/M - Airfield/Runway	82.18	15,000.00	-14,917.82	0.5%
6550-03 · R/M - Airfield/Runway - Deice	73,225.64	30,000.00	43,225.64	244.1%
6550-04 · R/M - Lights	3,090.64	2,625.00	465.64	117.7%
<b>Total 6550-00 · REPAIRS/MAINTENANCE - AIRSIDE</b>	<b>79,116.43</b>	<b>48,375.00</b>	<b>30,741.43</b>	<b>163.5%</b>
<b>6551-00 · REPAIRS/MAINTENANCE - LANDSIDE</b>				
6551-01 · R/M - General	0.00	250.03	-250.03	0.0%
6551-02 · R/M - Parking Lot	1,010.28	1,999.97	-989.69	50.5%
6551-03 · R/M - Landscaping	1,036.75	2,500.03	-1,463.28	41.5%
<b>Total 6551-00 · REPAIRS/MAINTENANCE - LANDSIDE</b>	<b>2,047.03</b>	<b>4,750.03</b>	<b>-2,703.00</b>	<b>43.1%</b>

10:35 AM

01/25/21

Accrual Basis

## Friedman Memorial Airport Profit & Loss Budget vs. Actual (COMBINED '21)

	Oct - Dec 20	Budget	\$ Over Budget	% of Budget
<b>6560-00 · SECURITY EXPENSE</b>				
6560-01 · Security - General	185.00	2,875.03	-2,690.03	6.4%
6560-02 · Security - Law Enf. Offi. (LEO)	0.00	2,500.03	-2,500.03	0.0%
6560-03 · Security - Subscription Licen.	15,632.60	15,247.03	385.57	102.5%
6560-04 · Security - Perim./Access/CCTV	2,408.86	4,399.97	-1,991.11	54.7%
6560-05 · Security - Professional Serv.	2,250.00	3,850.03	-1,600.03	58.4%
6560-06 · Security - Prof. Services/IT	1,167.00	2,950.03	-1,783.03	39.6%
6560-00 · SECURITY EXPENSE - Other	144.99			
<b>Total 6560-00 · SECURITY EXPENSE</b>	<b>21,788.45</b>	<b>31,822.12</b>	<b>-10,033.67</b>	<b>68.5%</b>
<b>6570-00 · REPAIRS/MAINT.-AERONAUTICAL EQU</b>				
6570-01 · R/M Aeronautical Equip - NDB/DME	3,668.01	2,500.03	1,167.98	146.7%
6570-02 · R/M Aeronautical Equip. - Tower	1,054.60	1,999.97	-945.37	52.7%
6570-03 · R/M Aeronautical Equip.-Swt. Sys	0.00	0.00	0.00	0.0%
6570-04 · R/M Aeron. Equip. - AWOS/ATIS	2,123.59	2,500.03	-376.44	84.9%
6570-05 · R/M Aeron. Equip/- Aircraft Ca	0.00	3,750.00	-3,750.00	0.0%
<b>Total 6570-00 · REPAIRS/MAINT.-AERONAUTICAL E...</b>	<b>6,846.20</b>	<b>10,750.03</b>	<b>-3,903.83</b>	<b>63.7%</b>
<b>Total "B" EXPENSES - OPERATIONAL</b>	<b>274,163.19</b>	<b>215,784.65</b>	<b>58,378.54</b>	<b>127.1%</b>
<b>Total "B" EXPENDITURES</b>	<b>593,475.68</b>	<b>491,583.92</b>	<b>101,891.76</b>	<b>120.7%</b>
<b>"C" EXPENSES</b>				
<b>7001-00 · CAPITAL EXPENDITURES</b>				
7001-0* · CONTINGENCY	0.00	0.00	0.00	0.0%
7001-01 · Land	0.00	0.00	0.00	0.0%
7001-02 · Buildings and Improvements	0.00	0.00	0.00	0.0%
7001-03 · Airfield & General Improvements	0.00	325,000.03	-325,000.03	0.0%
7001-04 · Office Equipment	0.00	0.00	0.00	0.0%
7001-05 · Maintenance Equipment /Vehicle	0.00	134,050.03	-134,050.03	0.0%
7001-06 · Assessments/Plans/Studies	0.00	22,500.00	-22,500.00	0.0%
7001-08 · Federal Grant Equipment	0.00	0.00	0.00	0.0%
7001-09 · Security Equipment	0.00	2,500.03	-2,500.03	0.0%
7001-10 · SRE Aquisition Non-AIP	6,614.19			
<b>Total 7001-00 · CAPITAL EXPENDITURES</b>	<b>6,614.19</b>	<b>484,050.09</b>	<b>-477,435.90</b>	<b>1.4%</b>
<b>7110-00 · DOT/SCADGP</b>				
7110-01 · DOT/SCASGP	0.00	0.00	0.00	0.0%
7110-02 · DOT/SCASGP - FMAA	0.00	0.00	0.00	0.0%
<b>Total 7110-00 · DOT/SCADGP</b>	<b>0.00</b>	<b>0.00</b>	<b>0.00</b>	<b>0.0%</b>
<b>7500-00 · IDAHO STATE GRANT PROGRAM</b>				
7500-18 · '18 ITD Grant (SUN-17 ITD/FMA)	0.00	0.00	0.00	0.0%
<b>Total 7500-00 · IDAHO STATE GRANT PROGRAM</b>	<b>0.00</b>	<b>0.00</b>	<b>0.00</b>	<b>0.0%</b>

10:35 AM

01/25/21

Accrual Basis

# Friedman Memorial Airport Profit & Loss Budget vs. Actual (COMBINED '21)

	Oct - Dec 20	Budget	\$ Over Budget	% of Budget
<b>7540-00 · ZzZ_AIP '40/PFC EXP - Safety Ar</b>				
7540-01 · ZzZ_AIP '40	0.00	0.00	0.00	0.0%
7540-02 · ZzZ_AIP '40 Non-Eligible	0.00	0.00	0.00	0.0%
7540-03 · ZzZ_AIP '40 AIP/PFC	0.00	0.00	0.00	0.0%
7540-04 · ZzZ_AIP '40 Non Elig - Terminal	0.00	0.00	0.00	0.0%
7540-05 · ZzZ_AIP '40 AIP 40/PFC 14	0.00	0.00	0.00	0.0%
7540-06 · ZzZ_AIP '40 Non-Elig-OPS/Adm.	0.00	0.00	0.00	0.0%
<b>Total 7540-00 · ZzZ_AIP '40/PFC EXP - Safety Ar</b>	<b>0.00</b>	<b>0.00</b>	<b>0.00</b>	<b>0.0%</b>
<b>7541-00 · ZzZ_AIP 41 SA Ph. III -RW/Term.</b>				
7541-01 · AIP '41	0.00	0.00	0.00	0.0%
7541-02 · AIP '41 - Non-Eligible	0.00	0.00	0.00	0.0%
7541-05 · Non-Eligible - TSA	0.00	0.00	0.00	0.0%
7541-06 · Non-Eligible - Terminal	0.00	0.00	0.00	0.0%
7541-07 · AIP '41 RETAINER	0.00	0.00	0.00	0.0%
7541-08 · AIP '41 RETAINER PFC	0.00	0.00	0.00	0.0%
7541-09 · AIP '41 Non-Elig Retainer	0.00	0.00	0.00	0.0%
<b>Total 7541-00 · ZzZ_AIP 41 SA Ph. III -RW/Term.</b>	<b>0.00</b>	<b>0.00</b>	<b>0.00</b>	<b>0.0%</b>
<b>7542-00 · AIP'42 EXPENSE-AC Apr Dsgn</b>				
7542-01 · AIP '42 - Eligible	0.00	0.00	0.00	0.0%
7542-02 · AIP '42 Non-Eligible	0.00	0.00	0.00	0.0%
7542-03 · AIP 42 - Land Aquisition	0.00	0.00	0.00	0.0%
<b>Total 7542-00 · AIP'42 EXPENSE-AC Apr Dsgn</b>	<b>0.00</b>	<b>0.00</b>	<b>0.00</b>	<b>0.0%</b>
<b>7543-00 · AIP '43 EXPENSE - AC Apr</b>				
7543-01 · AIP'43- AC Apron - Eligible	0.00	0.00	0.00	0.0%
7543-02 · AIP '43-Prkng - Non-Eligibl	0.00	0.00	0.00	0.0%
7543-03 · AIP '43 - SRE Equipment	0.00	0.00	0.00	0.0%
7543-04 · AIP '43-RPZ Acq/Tree Rmvl	0.00	0.00	0.00	0.0%
7543-05 · AIP '43-Retainer - Eligible	0.00	0.00	0.00	0.0%
7543-06 · AIP '43 - Non-Elig. Retain	0.00	0.00	0.00	0.0%
<b>Total 7543-00 · AIP '43 EXPENSE - AC Apr</b>	<b>0.00</b>	<b>0.00</b>	<b>0.00</b>	<b>0.0%</b>
<b>7544-00 · AIP '44 EXPENSE RPZ EA</b>				
7544-01 · AIP '44 - Eligible	0.00	0.00	0.00	0.0%
7544-02 · AIP '44 - Non-Eligible	0.00	0.00	0.00	0.0%
<b>Total 7544-00 · AIP '44 EXPENSE RPZ EA</b>	<b>0.00</b>	<b>0.00</b>	<b>0.00</b>	<b>0.0%</b>
<b>7545-00 · AIP '45 EXPENSE - Exp. AC Apron</b>				
7545-01 · AIP '45 - Eligible	0.00	0.00	0.00	0.0%
7545-02 · AIP '45 - Non-Eligible	0.00	0.00	0.00	0.0%
7545-03 · AIP '45 - Retainer - Eligible	0.00	0.00	0.00	0.0%
7545-04 · AIP '45 - Non-Elig. Retainer	0.00	0.00	0.00	0.0%

10:35 AM

01/25/21

Accrual Basis

**Friedman Memorial Airport**  
**Profit & Loss Budget vs. Actual (COMBINED '21)**

	Oct - Dec 20	Budget	\$ Over Budget	% of Budget
Total 7545-00 · AIP '45 EXPENSE - Exp. AC Apron	0.00	0.00	0.00	0.0%
7546-00 · AIP '46 EXPENSE - SRE/ARFF EQU				
7546-01 · AIP '46 - Eligible	4,757.96	0.00	4,757.96	100.0%
7546-02 · AIP '46 - Non-Eligible	1,129.54	0.00	1,129.54	100.0%
7546-03 · AIP '46 - Retainer - Eligible	0.00	0.00	0.00	0.0%
7546-04 · AIP '46 - Non-Elig. Retainer	0.00	0.00	0.00	0.0%
Total 7546-00 · AIP '46 EXPENSE - SRE/ARFF EQU	5,887.50	0.00	5,887.50	100.0%
7547-00 · AIP '47 EXPENSE - Acq. SRE/ARFF				
7547-01 · AIP '47 - Eligible	665,642.00	0.00	665,642.00	100.0%
7547-02 · AIP '47 - Non-Eligible	22,000.00			
7547-03 · AIP ' 47 - Retainer - Eligible	-34,382.10			
Total 7547-00 · AIP '47 EXPENSE - Acq. SRE/ARFF	653,259.90	0.00	653,259.90	100.0%
7548-00 · AIP '48 EXPENSE - LAND ACQU				
7548-01 · AIP '48 - Eligible	0.00	0.00	0.00	0.0%
7548-02 · AIP ' 48 - Non-Eligible	0.00	0.00	0.00	0.0%
Total 7548-00 · AIP '48 EXPENSE - LAND ACQU	0.00	0.00	0.00	0.0%
7549-00 · AIP '49 - SRE Aqu., Pavement Ma				
7549-01 · AIP '49 - Eligible	0.00	11,250.00	-11,250.00	0.0%
7549-02 · AIP '49 - Non-Eligible	0.00	0.00	0.00	0.0%
7549-03 · AIP '49 - Retainer - Eligible	0.00	0.00	0.00	0.0%
7549-04 · AIP '49 - Non-Elig. Retainer	0.00	0.00	0.00	0.0%
Total 7549-00 · AIP '49 - SRE Aqu., Pavement Ma	0.00	11,250.00	-11,250.00	0.0%
7550-00 · Terminal Area Plan (TAP)				
7550-01 · AIP '50 - Eligible	0.00	7,500.00	-7,500.00	0.0%
Total 7550-00 · Terminal Area Plan (TAP)	0.00	7,500.00	-7,500.00	0.0%
7551-00 · EA - Land Acq - Approach Protec				
7551-01 · AIP '51 - Eligible	63,865.36	40,000.03	23,865.33	159.7%
Total 7551-00 · EA - Land Acq - Approach Protec	63,865.36	40,000.03	23,865.33	159.7%
7552-00 · CARES Act				
7552-01 · AIP '52 - Eligible	0.00	0.00	0.00	0.0%
Total 7552-00 · CARES Act	0.00	0.00	0.00	0.0%
7599-00 · AIP Proj. Formulation/Rep. Airp				
7599-01 · AIP Replacement Airpt.-Prog. Ma	0.00	0.00	0.00	0.0%
7599-02 · AIP Replacement Airp.-Financial	0.00	0.00	0.00	0.0%
7599-03 · AIP Replacement Airp.-EIS	0.00	0.00	0.00	0.0%

10:35 AM

01/25/21

Accrual Basis

## Friedman Memorial Airport Profit & Loss Budget vs. Actual (COMBINED '21)

	Oct - Dec 20	Budget	\$ Over Budget	% of Budget
Total 7599-00 · AIP Proj. Formulation/Rep. Airp	0.00	0.00	0.00	0.0%
8500-00 · Capital Imp. Program (CIP)				
8501-00 · CIP - General				
8501-01 · General	0.00	0.00	0.00	0.0%
8501-00 · CIP - General - Other	0.00	0.00	0.00	0.0%
Total 8501-00 · CIP - General	0.00	0.00	0.00	0.0%
8502-00 · Land Acq - Approach Protection				
8502-01 · CIP-Land Acqu-Approach Protecti	4,052.80	124,999.97	-120,947.17	3.2%
Total 8502-00 · Land Acq - Approach Protection	4,052.80	124,999.97	-120,947.17	3.2%
8503-00 · CIP 03-2021 Rehab RW, TW & Apro				
8503-01 · CIP 03-2020 Rehab RW, TW & Apro	47,805.22	150,000.00	-102,194.78	31.9%
Total 8503-00 · CIP 03-2021 Rehab RW, TW & Apro	47,805.22	150,000.00	-102,194.78	31.9%
Total 8500-00 · Capital Imp. Program (CIP)	51,858.02	274,999.97	-223,141.95	18.9%
9001-00 · ZzZPFC 14-09-C-00-SUN				
9001-01 · ZzZ_PFC '14 RSA Formulation	0.00	0.00	0.00	0.0%
9001-02 · ZzZ_PFC '14 Acquire SRE	0.00	0.00	0.00	0.0%
9001-03 · ZzZ_PFC '14 Master Plan	0.00	0.00	0.00	0.0%
9001-04 · ZzZ_PFC '14 Relocate SW Taxil	0.00	0.00	0.00	0.0%
9001-05 · ZzZ_PFC '14 Relocate GA Apron	0.00	0.00	0.00	0.0%
9001-06 · ZzZ_PFC '14 Perimeter Fence Rel	0.00	0.00	0.00	0.0%
9001-07 · ZzZ_PFC '14 RSA Grading	0.00	0.00	0.00	0.0%
9001-08 · ZzZ_PFC '14 Relocate Taxiway	0.00	0.00	0.00	0.0%
9001-09 · ZzZ_PFC '14 Relocate Power to	0.00	0.00	0.00	0.0%
9001-10 · ZzZ_PFC '14 Relocate AWOS	0.00	0.00	0.00	0.0%
9001-11 · ZzZ_PFC '14 Relocate SRE/ARFF	0.00	0.00	0.00	0.0%
9001-12 · ZzZ_PFC '14 Relocate Terminal A	0.00	0.00	0.00	0.0%
9001-13 · ZzZ_PFC '14 Relocate Cargo A	0.00	0.00	0.00	0.0%
9001-14 · ZzZ_PFC '14 Relocate Hangars	0.00	0.00	0.00	0.0%
9001-15 · ZzZ_PFC '14 Rehab Terminal Bldg	0.00	0.00	0.00	0.0%
9001-16 · ZzZ_PFC '14 Relocate N. Taxilan	0.00	0.00	0.00	0.0%
9001-17 · ZzZ_PFC '14 Relocate Central By	0.00	0.00	0.00	0.0%
9001-18 · ZzZ_PFC '14 Runway Rehab	0.00	0.00	0.00	0.0%
9001-19 · ZzZ_PFC '14 Administration	0.00	0.00	0.00	0.0%
9001-20 · ZzZ_PFC '14 RETAINER	0.00	0.00	0.00	0.0%
Total 9001-00 · ZzZPFC 14-09-C-00-SUN	0.00	0.00	0.00	0.0%
Total "C" EXPENSES	781,484.97	817,800.09	-36,315.12	95.6%
Total EXPENDITURES	1,832,510.21	1,747,984.53	84,525.68	104.8%
69810 · Bank Service Charges	0.00	0.00	0.00	0.0%



10:35 AM

01/25/21

Accrual Basis

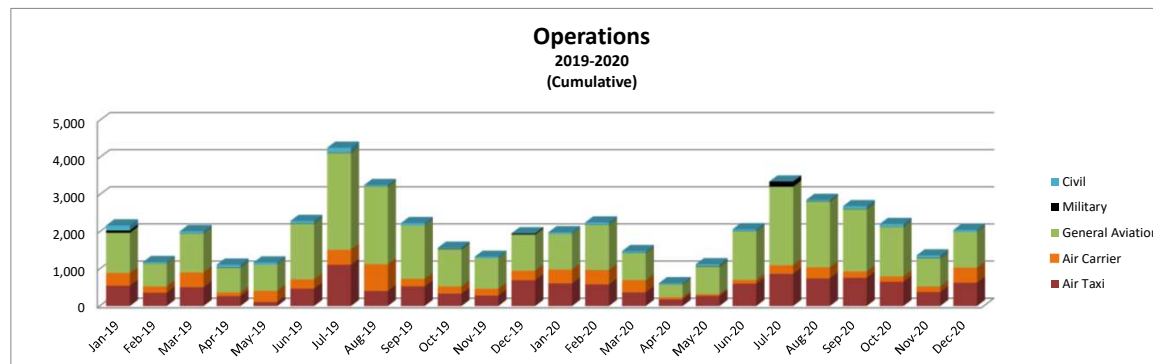
**Friedman Memorial Airport**  
**Profit & Loss Budget vs. Actual (COMBINED '21)**

	Oct - Dec 20	Budget	\$ Over Budget	% of Budget
9999-00 · Depreciation	0.00	0.00	0.00	0.0%
9999-10 · IMPAIRMENT LOSS	0.00	0.00	0.00	0.0%
<b>Total Expense</b>	<b>1,832,510.21</b>	<b>1,747,984.53</b>	<b>84,525.68</b>	<b>104.8%</b>
<b>Net Ordinary Income</b>	<b>-52,407.45</b>	<b>-743,521.35</b>	<b>691,113.90</b>	<b>7.0%</b>
<b>Other Income/Expense</b>				
<b>Other Expense</b>				
Supplies - Terminal Parking	0.00	0.00	0.00	0.0%
<b>Total Other Expense</b>	<b>0.00</b>	<b>0.00</b>	<b>0.00</b>	<b>0.0%</b>
<b>Net Other Income</b>	<b>0.00</b>	<b>0.00</b>	<b>0.00</b>	<b>0.0%</b>
<b>Net Income</b>	<b>-52,407.45</b>	<b>-743,521.35</b>	<b>691,113.90</b>	<b>7.0%</b>

**Friedman Memorial Airport  
December 2020**

**ATTACHMENT 4**

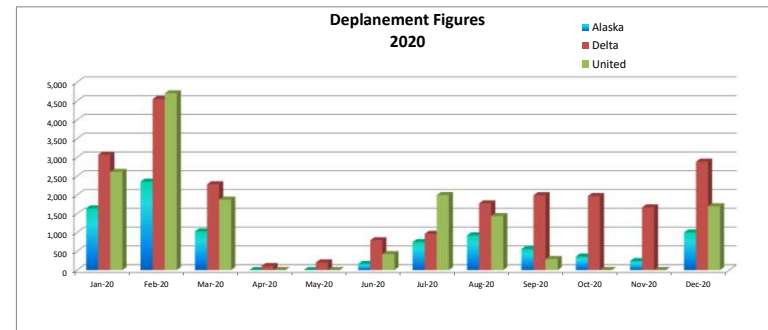
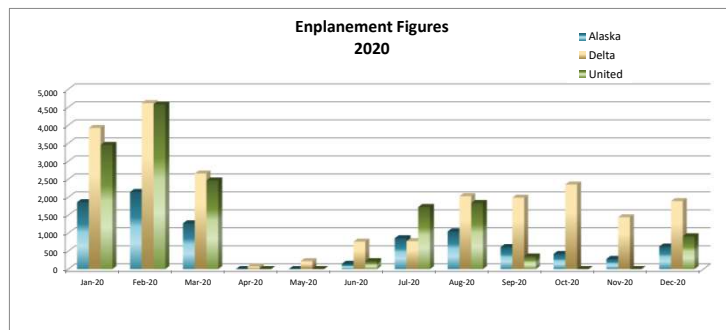
ATCT Traffic Operations Record																				
Month	2001	2002	2003	2004	2005	2006	2007	2008	2009	2010	2011	2012	2013	2014	2015	2016	2017	2018	2019	2020
January	3,622	3,893	3,912	2,600	3,028	2,787	4,547	2,520	2,070	2,379	2,408	2,098	2,454	2,128	2,249	1,842	1,665	2,019	2,172	1,987
February	4,027	4,498	3,073	3,122	3,789	3,597	3,548	2,857	2,244	2,647	2,117	2,205	2,612	1,417	2,268	2,533	1,629	1,914	1,187	2,253
March	4,952	5,126	3,086	4,097	3,618	2,918	4,677	3,097	2,145	2,709	1,813	1,921	2,753	1,924	2,023	1,917	1,895	1,860	2,016	1,480
April	2,494	3,649	2,213	2,840	2,462	2,047	2,581	2,113	1,724	1,735	1,604	1,513	1,509	1,210	1,337	1,380	1,426	1,257	1,116	616
May	3,905	4,184	2,654	3,282	2,729	2,134	1,579	2,293	2,280	1,891	1,533	1,693	1,852	555	668	1,501	1,802	1,442	1,174	1,127
June	4,787	5,039	4,737	4,438	3,674	3,656	5,181	3,334	2,503	3,019	2,898	2,761	3,203	2,164	2,387	2,475	2,502	2,552	2,292	2,069
July	6,359	8,796	6,117	5,910	5,424	5,931	7,398	4,704	4,551	5,005	5,004	4,810	5,345	4,345	4,159	4,562	4,573	5,033	4,266	3,356
August	6,479	6,917	5,513	5,707	5,722	6,087	8,196	4,570	4,488	4,705	4,326	3,823	4,644	3,114	2,932	3,719	3,873	3,175	3,260	2,859
September	3,871	4,636	4,162	4,124	4,609	3,760	4,311	2,696	3,376	3,128	3,359	2,396	2,403	2,237	2,292	2,379	2,036	2,224	2,235	2,692
October	3,879	3,656	3,426	2,936	3,570	3,339	3,103	2,134	2,145	2,012	1,886	1,658	1,874	1,760	1,789	1,377	1,939	1,670	1,571	2,212
November	3,082	2,698	2,599	2,749	2,260	2,912	2,892	1,670	1,901	1,309	1,114	1,325	1,475	908	1,229	1,314	1,135	1,392	1,328	1,365
December	3,401	2,805	3,247	3,227	2,722	3,834	2,699	1,848	2,272	1,811	2,493	2,066	2,016	1,545	1,482	1,717	2,217	2,033	1,960	2,051
<b>Totals</b>	<b>50,858</b>	<b>55,897</b>	<b>44,739</b>	<b>45,032</b>	<b>43,607</b>	<b>43,002</b>	<b>50,712</b>	<b>33,836</b>	<b>31,699</b>	<b>32,350</b>	<b>30,555</b>	<b>28,269</b>	<b>32,140</b>	<b>23,307</b>	<b>24,815</b>	<b>26,716</b>	<b>26,692</b>	<b>26,571</b>	<b>24,577</b>	<b>24,067</b>



ATCT Operations Change (December 2019 vs. December 2020)			
	2020	2019	% Change
Air Taxi	628	694	-9.5%
Air Carrier	405	259	56.4%
General Aviation	960	975	-1.5%
Military	0	28	-100.0%
Civil	58	4	1350.0%
Total	2,051	1,960	4.6%
YTD Total	24,067	24,577	-2.1%

2020 Enplanements																	
Date	Alaska Airlines					Delta Airlines					United Airlines					Total Enp.	Prior Year Total Enp.
	Revenue	Non-Revenue	Total	Prior Year Month	Total % Change	Revenue	Non-Revenue	Total	Prior Year Month	Total % Change	Revenue	Non-Revenue	Total	Prior Year Month	Total % Change		
Jan-20	1,814	48	1,862	1,922	-3%	3,858	64	3,922	3,974	-1%	3,414	39	3,453	3,225	7%	9,237	9,121
Feb-20	2,104	42	2,146	1,354	58%	4,521	92	4,613	1,826	153%	4,512	64	4,576	2,025	126%	11,335	5,205
Mar-20	1,217	57	1,274	2,018	-37%	2,572	87	2,659	5,283	-50%	2,434	33	2,467	4,951	-50%	6,400	12,252
Apr-20	0	0	0	0	100%	61	12	73	3,804	-98%	0	0	0	0	100%	73	3,804
May-20	0	0	0	0	0%	191	29	220	3,616	-94%	0	0	0	0	0%	220	3,616
Jun-20	127	18	145	1,239	-88%	734	30	764	4,922	-84%	212	8	220	1,167	-81%	1,129	7,328
Jul-20	818	41	859	1,915	-55%	739	38	777	5,719	-86%	1,669	59	1,728	5,219	-67%	3,364	12,853
Aug-20	1,009	38	1,047	2,039	-49%	1,980	49	2,029	6,010	-66%	1,791	48	1,839	5,479	-66%	4,915	13,528
Sep-20	579	32	611	1,148	-47%	1,947	41	1,988	5,940	-67%	333	18	351	404	-13%	2,950	7,492
Oct-20	405	16	421	717	-41%	2,303	51	2,354	5,321	-56%	0	0	0	0	0%	2,775	6,038
Nov-20	272	11	283	580	-51%	1,408	34	1,442	3,733	-61%	0	0	0	0	0%	1,725	4,313
Dec-20	589	39	628	1,450	-57%	1,802	90	1,892	3,176	-40%	890	23	913	1,309	-30%	3,433	5,935
<b>Totals</b>	<b>8,934</b>	<b>342</b>	<b>9,276</b>	<b>14,382</b>	<b>-36%</b>	<b>22,116</b>	<b>617</b>	<b>22,733</b>	<b>53,324</b>	<b>-57%</b>	<b>15,255</b>	<b>292</b>	<b>15,547</b>	<b>23,779</b>	<b>-35%</b>	<b>47,556</b>	<b>91,485</b>

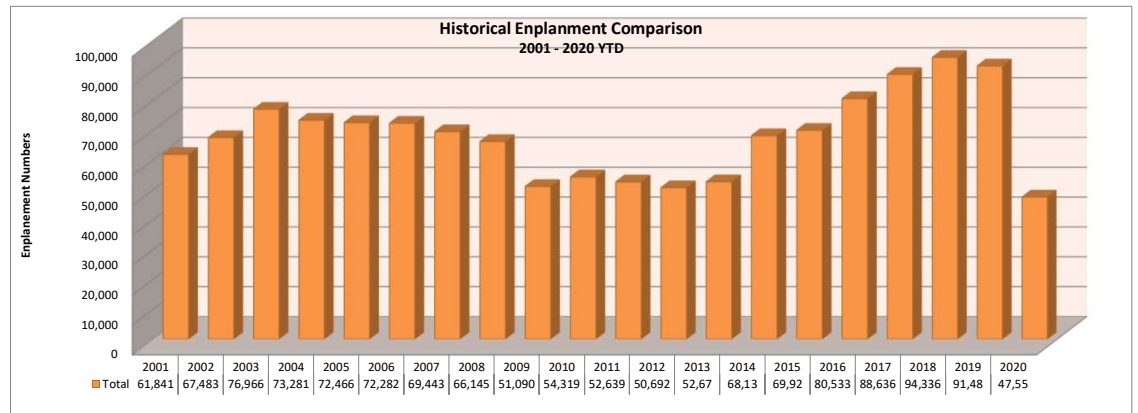
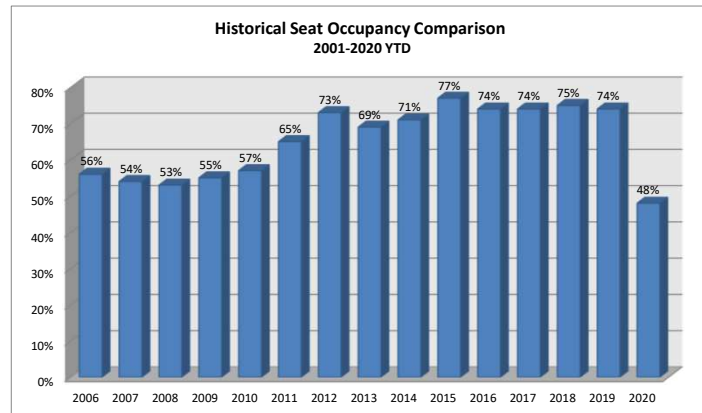
2020 Deplanements																	
Date	Alaska Airlines					Delta Airlines					United Airlines					Total Dep.	Prior Year Total Dep.
	Revenue	Non-Revenue	Total	Prior Year Month	Total % Change	Revenue	Non-Revenue	Total	Prior Year Month	Total % Change	Revenue	Non-Revenue	Total	Prior Year Month	Total % Change		
Jan-20	1,589	53	1,642	1,774	-7%	3,009	60	3,069	3,044	1%	2,567	47	2,614	2,331	12%	7,325	7,149
Feb-20	2,316	38	2,354	1,447	63%	4,467	84	4,551	2,582	76%	4,640	64	4,704	2,268	107%	11,609	6,297
Mar-20	965	65	1,030	2,066	-50%	2,220	64	2,284	5,375	-58%	1,840	35	1,875	4,192	-55%	5,189	11,633
Apr-20	0	0	0	0	100%	98	9	107	3,364	-97%	0	0	0	0	100%	107	3,364
May-20	0	0	0	0	0%	186	17	203	3,762	-95%	0	0	0	0	0%	203	3,762
Jun-20	141	23	164	1,391	-88%	754	39	793	5,538	-86%	408	18	426	1,801	-76%	1,383	8,730
Jul-20	715	29	744	1,952	-62%	930	34	964	6,082	-84%	1,942	54	1,996	5,363	-63%	3,704	13,397
Aug-20	863	60	923	2,127	-57%	1,726	50	1,776	5,680	-69%	1,400	37	1,437	4,851	-70%	4,136	12,658
Sep-20	537	22	559	831	-33%	1,951	41	1,992	5,264	-62%	277	16	293	45	551%	2,844	6,140
Oct-20	342	17	359	776	-54%	1,931	40	1,971	4,958	-60%	0	0	0	0	0%	2,330	5,734
Nov-20	225	15	240	627	-62%	1,625	43	1,668	3,946	-58%	0	0	0	0	0%	1,908	4,573
Dec-20	962	40	1,002	2,389	-58%	2,776	110	2,886	5,048	-43%	1,675	24	1,699	3,284	-48%	5,587	10,721
<b>Totals</b>	<b>8,655</b>	<b>362</b>	<b>9,017</b>	<b>15,380</b>	<b>-41%</b>	<b>21,673</b>	<b>591</b>	<b>22,264</b>	<b>54,643</b>	<b>-59%</b>	<b>14,749</b>	<b>295</b>	<b>15,044</b>	<b>24,135</b>	<b>-38%</b>	<b>46,325</b>	<b>94,158</b>



**Friedman Memorial Airport  
December 2020**

2020 Seat Occupancy																		
Date	Alaska Airlines				Delta Airlines				United Airlines				Seat Occupancy Totals			Seat Occupancy Totals Prior Year Comparison		
	Departure Flights	Seats Available*	Seats Occupied	Percent Occupied	Departure Flights	Seats Available*	Seats Occupied	Percent Occupied	Departure Flights	Seats Available*	Seats Occupied	Percent Occupied	Total Seats Available	Total Seats Occupied	Total Percent Occupied	% Change Total Seats Available	% Change Total Seats Occupied	Change in Load Factor %
Jan-20	32	2,432	1,862	77%	69	5,106	3,922	77%	74	5,624	3,453	61%	13,162	9,237	70%	-3%	1%	3%
Feb-20	37	2,812	2,146	76%	78	5,760	4,613	80%	81	6,156	4,576	74%	14,728	11,335	77%	73%	118%	16%
Mar-20	37	2,812	1,274	45%	78	5,826	2,659	46%	55	4,180	2,467	59%	12,818	6,400	50%	-21%	-48%	-26%
Apr-20	0	0	0	0%	30	2,124	73	3%	0	0	0	0%	2,124	73	3%	-53%	-98%	-82%
May-20	0	0	0	0%	19	1,336	220	16%	0	0	0	0%	1,336	220	16%	-69%	-94%	-67%
Jun-20	6	456	145	32%	29	2,030	764	38%	12	882	220	25%	3,368	1,129	34%	-68%	-85%	-35%
Jul-20	24	1,824	859	47%	31	2,356	777	33%	60	4,560	1,728	38%	8,740	3,364	38%	-47%	-74%	-40%
Aug-20	23	1,748	1,047	60%	61	4,438	2,029	46%	61	4,606	1,839	40%	10,792	4,915	46%	-35%	-64%	-36%
Sep-20	14	1,064	611	57%	59	4,304	1,988	46%	13	988	351	36%	6,356	2,950	46%	-21%	-61%	-47%
Oct-20	10	760	421	55%	61	4,600	2,354	51%	0	0	0	0%	5,360	2,775	52%	-26%	-54%	-32%
Nov-20	9	684	283	41%	69	5,088	1,442	28%	0	0	0	0%	5,772	1,725	30%	-17%	-60%	-32%
Dec-20	29	2,204	628	28%	112	7,954	1,892	24%	57	3,990	913	23%	14,148	3,433	24%	26%	-42%	-29%
<b>Totals</b>	<b>221</b>	<b>16,796</b>	<b>9,276</b>	<b>55%</b>	<b>696</b>	<b>50,922</b>	<b>22,733</b>	<b>45%</b>	<b>413</b>	<b>30,986</b>	<b>15,547</b>	<b>50%</b>	<b>98,704</b>	<b>47,556</b>	<b>48%</b>	<b>-20%</b>	<b>-48%</b>	<b>-26%</b>

Note: \*Preliminary available seat calculations based on scheduled flights. Actual available seat calculations will be updated periodically when official DOT numbers are obtained.



# MINIMUM STANDARDS FOR PROVIDING AERONAUTICAL SERVICES TO THE PUBLIC

## BACKGROUND

The development of updated *Minimum Standards for Providing Aeronautical Services to the Public* ("Minimum Standards") by the Friedman Memorial Airport Authority (Authority) will encourage, promote, and ensure, to the greatest extent possible, the following at the Friedman Memorial Airport (Airport):

- the delivery of high-quality aeronautical products, services, and facilities to airport customers;
- the design and development of quality aeronautical facilities and improvements;
- safety and security;
- the economic health of the Airport and aeronautical businesses;
- the orderly development of Airport property;
- the protection of the environment; and
- the establishment of a consistent policy to ensure similar treatment of similarly situated entities.

Minimum Standards are developed taking into consideration the role of an airport; the range, level, and quality of aeronautical products, services, and facilities currently being provided at an airport; the future needs for and the anticipated development of the airport and the community it serves, and the promotion of fair competition.

Updated Minimum Standards will provide threshold entry requirements for those entities wishing to offer Aeronautical Services to the public at the Airport; ensure that those entities obtaining the approval of the Authority to engage in such activities are not exposed to unfair competition; and protect the public from unsafe or inadequate or substandard aeronautical products, services, and facilities. Adoption of updated Minimum Standards by the Authority would also assist with compliance with FAA Grant Assurance 22 *Economic Nondiscrimination* Sections (h) and (i) (see 49 U.S.C. § 47107), which provides that an airport owner / operator may establish reasonable, and not unjustly discriminatory, conditions to be met by all users of an airport as may be necessary for its safe and efficient operation.

## OUTLINE

It is proposed that the Authority's Minimum Standards will include the following sections:

- Statement of Policy – this section will describe the intent, scope, and purpose of the Authority's Minimum Standards.
- Definitions – a list of defined terms will be offered to provide the reader with references and an understanding of the terms and phrases used in the Authority's Minimum Standards document.
- General Requirements – this section will offer baseline information and operating requirements for all entities seeking to provide aeronautical services to the public at the Airport.
- Application Process – each entity seeking to offer aeronautical services to the public at the Airport will be required to submit a formal application for consideration by the Authority. This section will describe the

contents of the application document, the process the Authority will use to consider the merits of an application; and a description of reasons that the Authority can deny such requests.

- Requirements and Minimum Standards for full-service Fixed Base Operators (FBOs) – a description of the services (i.e.: Fueling (Jet A and Avgas); Aircraft Airframe and Engine Maintenance and Repair; Air Taxi/Charter Services; and line (ground) services and customer services) to be offered by a full-service FBO is to be provided. In addition, minimum standards for premises, personnel, licenses and certifications, operating hours, equipment, and insurance to engage in such activities will also be described.
- Requirements and Minimum Standards for Specialized Aviation Service Operators (SASOs) – this section will describe minimum standards for premises, personnel, licenses and certifications, operating hours, equipment, and insurance for an entity to engage in one or more specialized aviation service including:
  - Aircraft Airframe and Engine Inspection, Maintenance, and Repair
  - Air Taxi/ Charter
  - Flight Training
  - Independent Flight Instructor
  - Aircraft Rental
  - Aircraft Management
  - Specialized Commercial Flying Services including commercial glider operations, fixed wing and helicopter sightseeing flights / tours, skydiving operations, banner towing operations, aerial application, aerial photography or survey, powerline, or pipeline patrol; and any other operations specifically excluded from 14 Code of Federal Regulations Part 135
  - Commercial Hangar Operator
  - Aircraft Sales
  - Specialized Aircraft Repair Services (Radios, Propellers, Instruments, Accessories, etc.)
- Waiver of Minimum Standards Provisions – a description of when and how the Authority may waive the provisions of its Minimum Standards will be described.
- FAA Required Lease Provisions – a description of the FAA required lease provisions related to exclusive rights, subordination, emergency leasing to the United States, non-discrimination, and federal grant assurances will be provided in this section.
- Applicability – a section describing the effect of enacted Minimum Standards on existing FBOs and SASOs will be offered in this section.

# FRIEDMAN MEMORIAL AIRPORT

## RULES AND REGULATIONS UPDATE

This project is designed to produce updated Rules and Regulations (Rules and Regulations) to govern the general conduct of tenants, employees, and commercial users of the Friedman Memorial Airport (Airport). The Friedman Memorial Airport Authority's (Authority) existing Rules and Regulations were adopted in 1974. Since that time, the Authority has adopted standalone regulations such as Regulation 94-1, governing and regulating ground transportation and baggage transport services at the Airport.

The updated Airport Rules and Regulations will align with current federal, state, local, and Authority adopted rules, regulations, laws, ordinances, and statutes and will include the following sections:

- Purpose, Scope, and Authority of Rules and Regulations
- Definitions
- General Rules and Regulations
- Aircraft Operations
- Motor Vehicle Operations
- Ground Transportation
- Fire and Environmental Safety
- Lease and Tenant Operations & Requirements
- Security Requirements
- Special Events
- Construction
- Other Sections as defined by the Airport Authority