

**NOTICE OF A REGULAR MEETING OF
THE FRIEDMAN MEMORIAL AIRPORT AUTHORITY**

PLEASE TAKE NOTICE that a regular meeting of the Friedman Memorial Airport Authority shall be held Tuesday, March 2, 2021 at 5:30 p.m. at the **old Blaine County Courthouse Meeting Room** Hailey, Idaho. All matters shall be considered Joint Decision Matters unless otherwise noted. **This meeting is open to the public, but attendees are STRONGLY ENCOURAGED to attend by web access. Instructions below:**

Please join the meeting from your computer, tablet, or smartphone.

<https://global.gotomeeting.com/join/723981309>

You can also dial in using your phone.

United States: 1 (312) 757-3121

Dial In Access Code: 723-981-309

The proposed Agenda for the meeting is as follows:

**AGENDA
March 2, 2021**

- I. APPROVE AGENDA – ACTION ITEM**
- II. PUBLIC COMMENT (10 Minutes Allotted)**
- III. FRIEDMAN MEMORIAL AIRPORT AUTHORITY MEETING MINUTES OF:**
 - A. February 2, 2021 Regular Meeting – Motion to Approve – **Attachment #1 ACTION ITEM**
- IV. REPORTS**
 - A. Chairman Report
 - B. Blaine County Report
 - C. City of Hailey Report
 - D. Fly Sun Valley Alliance Report
 - E. Airport Manager Report
- V. AIRPORT STAFF BRIEF (5 Minutes Allotted)**
 - A. Noise Complaints in February
 - B. Profit & Loss, ATCT Traffic Operations Count and Enplanement Data – **Attachment #2 – #4**
 - C. Airport Commercial Flight Interruptions (unofficial)
 - D. Review Correspondence
- VI. ACTION ITEMS (a vote may occur but is not required to be taken)**
 - A. NEW BUSINESS
 - 1. FMAA Board Officer Appointments – **ACTION ITEM**
 - B. CONTINUING BUSINESS
 - 1. None
- VII. DISCUSSION AND UPDATES**
 - A. NEW BUSINESS
 - 1. None
 - B. CONTINUING BUSINESS
 - 1. Miscellaneous
 - i. None
 - 2. Construction and Capital Projects
 - i. 2022 Runway Rehabilitation Project Overview
 - 3. Airport Planning Projects
 - i. Environmental Assessment (Land Acquisition) – Update
 - ii. Terminal Area Plan – Update
- VIII. PUBLIC COMMENT**
- IX. EXECUTIVE SESSION**
 - I.C. §74-206 (1),(c) To acquire an interest in real property which is not owned by a public agency**
 - I.C. §74-206 (1),(f) To communicate with legal counsel to discuss legal ramifications for controversy imminently likely to be litigated**
- X. ADJOURNMENT**

FRIEDMAN MEMORIAL AIRPORT AUTHORITY MEETINGS ARE OPEN TO ALL INTERESTED PARTIES. SHOULD YOU DESIRE TO ATTEND A BOARD MEETING AND NEED A REASONABLE ACCOMMODATION TO DO SO, PLEASE CONTACT THE AIRPORT MANAGER'S OFFICE AT LEAST ONE WEEK IN ADVANCE BY CALLING 208-788-4956 OR WRITING TO 1616 AIRPORT CIRCLE, HAILEY, IDAHO 83333.

FMAA Meeting Brief 03-02-21

III. FRIEDMAN MEMORIAL AIRPORT AUTHORITY MEETING MINUTES OF:

- A. February 2, 2021 Regular Meeting – Motion to Approve - **Attachment #1 ACTION ITEM**

IV. REPORTS

- A. Chairman Report

This item is on the agenda to permit a Chairman report if appropriate.

- B. Blaine County Report

This item is on the agenda to permit a County report if appropriate.

- C. City of Hailey Report

This item is on the agenda to permit a City report if appropriate.

- D. Fly Sun Valley Alliance Report

This item is on the agenda to permit a report if appropriate.

- E. Airport Manager Report

This item is on the agenda to permit an Airport Manager report if appropriate.

V. AIRPORT STAFF BRIEF - (5 Minutes Allotted)

- A. Noise Complaints in February*

LOCATION	DATE	TIME	AIRCRAFT TYPE	INCIDENT	ACTION/RESPONSE
See below. No other complaints.					

*We routinely receive multiple calls from one Hailey resident who does not cite specific noise occurrences, but rather, expresses broad concerns about the airport and its impact on the quality of life on the residents in the valley.

We have received numerous messages from this individual in the past. On multiple occasions, both the Airport Manager and Ops Manager have attempted to return calls and make contact with the individual in an attempt to explain our abilities and limitations as to what the Board and the Airport can (or can't) do to address the caller's concerns. Unfortunately, our return calls have gone unanswered.

The Concerns/complaints that are listed in this log originate via the Noise Information Line and the website's online form. Only calls/messages that are associated with specific airport-induced noise events are logged.

Since the concerns received from this Hailey resident are more closely related to public comment, calls will be archived and available to any Board member upon request. Airport staff are very willing to discuss the caller's concerns directly, and other members of the community with similar concerns. Of course, members of the community are always invited to attend a Board meeting to discuss concerns with FMAA.

FMAA Meeting Brief 03-02-21

B. Profit & Loss, ATCT Traffic Operations Count and Enplanement Data - **Attachments #2 - #4**

Attachment #2 is Friedman Memorial Airport Profit & Loss Budget vs. Actual (unaudited)

Attachment #3 is 2001 - 2021 ATCT Traffic Operations Record comparison by month

Attachment #4 is 2021 Enplanements, Deplanements and 2021 Seat Occupancy data

The following revenue and expense analysis is provided for Board information and review:

January 2021

Total Non-Federal Revenue	January, 2021	\$442,901.13
Total Non-Federal Revenue	January, 2020	\$551,222.69
Total Non-Federal Revenue	FY '21 thru January	\$1,214,264.22
Total Non-Federal Revenue	FY '20 thru January	\$1,402,050.67
Total Non-Federal Expenses	January, 2021	\$324,606.35
Total Non-Federal Expenses	January, 2020	\$291,666.66
Total Non-Federal Expenses	FY '21 thru January	\$1,430,146.20
Total Non-Federal Expenses	FY '20 thru January	\$1,262,544.40
Net Income excluding Federal Programs	FY '21 thru January	-\$215,881.98
Net Income excluding Federal Programs	FY '20 thru January	\$139,506.27
Net Income to include Federal Programs	FY '21 thru January	\$589,329.51
Net Income to include Federal Programs	FY '20 thru January	-\$54,272.22

C. Airport Commercial Inbound Flight Interruptions (unofficial as of 2/25):

AIRLINE	FLIGHT CANCELLATIONS	FLIGHT DIVERSIONS
	February 2021	February 2021
Alaska Airlines	4 (weather in Seattle and mechanical)	0
Delta	0	2
United	1	0

D. Review Correspondence

None

VI. ACTION ITEMS (a vote may occur but is not required to be taken)

A. NEW BUSINESS

1. FMAA Board Officer Appointments – **ACTION ITEM**

Election of Board Officers is due at this meeting. Board Officer positions to be considered by the Board include:

FMAA Meeting Brief 03-02-21

Chairman
Vice Chairman
Secretary
Treasurer

B. CONTINUING BUSINESS

1. None

VII. DISCUSSION AND UPDATES

A. NEW BUSINESS

1. None

B. CONTINUING BUSINESS

1. Miscellaneous

- i. None

2. Construction and Capital Projects

- i. 2022 Runway Rehabilitation Project Overview

T-O Engineers have been working on the design of a project to rehabilitate Runway 13-31, Section 1 Apron, and Taxiway B. The project will also include the construction of 20' paved shoulders along Runway 13-31, construction of a 200' long blast pad on the Runway 13 end, and installation of a Runway Weather Information System. The project will require a closure of Runway 13-31. The project is anticipated to bid in June with construction in the spring of 2021 and will be funded by Airport Improvement Program (AIP) grants.

T-O has completed the preliminary design and will provide an update to the Board on the project.

3. Airport Planning Projects

- i. Environmental Assessment (Land Acquisition) – Update

Preparation of an Environmental Assessment (EA) for the proposed land acquisition project continues. FAA continues coordination with the State Historic Preservation Office (SHPO). The FAA has kept airport staff and the consultant team informed of their forward progress.

With the prolonged SHPO coordination, the schedule for the EA is moving out a month or two beyond what was originally anticipated. Additional preliminary draft chapters of the EA are being finalized pending SHPO coordination and will be provided to staff for

FMAA Meeting Brief 03-02-21

review and comment soon thereafter. A preliminary draft is anticipated to go to the FAA for review in early spring 2021. Public release of the draft document for review and comment is expected mid spring 2021. Completion of the Environmental Assessment process, including a Finding of No Significant Impact by the FAA, is expected in late spring of 2021.

ii. Terminal Area Plan – Update

Preparation of the Terminal Area Plan continues. Airport staff received a revised terminal area inventory report last week and is expecting the draft capacity analysis findings soon. Work on alternative layout plans for the terminal building and overall terminal area also started in February.

The Mead & Hunt planning team will again provide a presentation with an overview of work-to-date and next steps to the Board.

VIII. PUBLIC COMMENT

- IX. EXECUTIVE SESSION –** I.C. §74-206 (1),(c) To acquire an interest in real property which is not owned by a public agency
I.C. §74-206 (1),(f) To communicate with legal counsel to discuss legal ramifications for controversy imminently likely to be litigated

X. ADJOURNMENT

**MINUTES OF A REGULAR MEETING
OF THE
FRIEDMAN MEMORIAL AIRPORT AUTHORITY
February 2, 2021
5:30 P.M.**

IN ATTENDANCE: **BOARD MEMBERS:** Board Chairman – Jacob Greenberg, Vice-Chairman – Don Keirn, Treasurer – Ron Fairfax, Board Members – Angenie McCleary, Dick Fosbury, Martha Burke, Sam Linnet
FRIEDMAN MEMORIAL AIRPORT STAFF: Airport Manager – Chris Pomeroy, Airport Security Coordinator – Steve Guthrie, Finance & Administration Manager – Brent Davis, Airport Operations Manager – Tim Burke, Airport Business Coordinator – Sarah Funk, Airport Administrative Coordinators – Sue Heaphy & Jenna Elliott
CONSULTANTS: Studio 360 – Sarah Shepard, T-O Engineers – Nathan Cuvala, Flight Tech Engineers – Alec Seybold, Mead & Hunt – Evan Barrett & Brad Rolf
AIRPORT LEGAL COUNSEL: Lawson Laski Clark, PLLC – Jim Laski

CALL TO ORDER: The meeting was called to order at 5:30 p.m. by Chairman Greenberg

I. APPROVE AGENDA The agenda was approved as presented.

MOTION: *Made by Board Vice-Chairman Keirn to approve the agenda.
Seconded by Board Member Fairfax.*

PASSED UNANIMOUSLY

II. PUBLIC COMMENT No Public Comment

**III. APPROVE FMAA
MEETING MINUTES**

- A. January 5, 2021 Regular Meeting Minutes – **Attachment #1**
- B. January 13, 2021 Special Board Meeting Minutes – **Attachment #2**

MOTION: *Made by Board Member Fairfax to approve the board meeting minutes of the January 5, 2021 and special board meeting minutes of January 13, 2021. Seconded by Board Member Burke.*

PASSED UNANIMOUSLY

IV. REPORTS

A. Chairman Report

Board Chairman Greenberg congratulated Airport Manager Pomeroy on his appointment to the Aeronautical Advisory Board. Airport Manager Pomeroy was nominated by his peers and appointed to the position by the governor. Chairman Greenberg thanked him for his continued contributions to the aeronautical industry.

B. Blaine County Report

Blaine County Commissioner Fosbury reported Blaine County is still in a “high” risk level for Covid-19. He encourages everyone to stay safe and healthy. He reported the governor of Idaho has moved Idaho into Stage 3 status for Covid-19.

C. City of Hailey Report

City of Hailey Council Member Linnet reported he is working with the City to continue intentional messaging regarding Covid-19 until we are on the other side of the vaccine process.

D. Fly Sun Valley Alliance Report

No report was given.

E. Airport Manager Report (see Power Point Presentation)

Airport Manager Pomeroy reported passenger enplanements for January increased slightly from the previous month, but still remain down 48% from 2020. Airport Operations reported a slight increase of .7% from 2020. The new approach resulted in 38 total “saves” for January 2021.

Airport Manager Pomeroy reported the Federal Mask Order went into effect February 2, 2021. FMA has implemented mask mandates from City of Hailey and Blaine County, so while there are no significant changes in operations here at FMA, there are updated signs placed around the airport and the website has been updated.

Airport Manager Pomeroy reported on the snow event last week and wanted to provide the Board an update on airport operations and snow removal with the new approach.

Airport Operations Manager Burke reported the operations team ran a full 24hr crew for four days recording 26 inches of snow. He reported that during the four days not one flight was turned away from FMA due to snow contamination. Any cancellations or diversions were directly related to weather, visibility or low ceilings. Operations Manager Burke mentioned the new approach and demands on the operations team to keep the runway open, and stated he is very proud of the hard work, flexibility, and experience of his team.

The Board congratulated Operations Manager Burke and the operations team on their successful work. Board Chairman asked for an update on the equipment fire that occurred last week.

Operations Manager Burke reported the Oshkosh Sweepster caught fire during the snowstorm and appears to be due to brakes after the preliminary review. It was an old piece of equipment and the operations team was able to move it off the runway and put the fire out using both ARFF fire trucks. No one was injured and the loss of equipment is significant, however the operations team will remain flexible and look for revised options moving forward.

Board Member Burke asked about insurance on the Sweepster and Airport Manager Pomeroy reported a claim has been submitted. He will update the Board at the next board meeting.

Airport Manager Pomeroy reported he is working with legal counsel on the draft Joint Powers Agreement.

Airport Manager Pomeroy reported the following is “On the Horizon:”

- Board Officer Selection
- Spring 2022 Runway Project Overview
- Terminal Area Plan Project Presentation
- Environmental Assessment Project Presentation

V. AIRPORT STAFF BRIEF

- A. Noise Complaints in January
- B. Profit & Loss, ATCT Traffic Operations Count and Enplanement Data (See Attachment #2-#4)
- C. Airport Commercial Flight Interruptions (unofficial)
- D. Review Correspondence

VI. ACTION ITEMS

- A. NEW BUSINESS
 - 1. None
- B. CONTINUING BUSINESS
 - 1. None

VII. DISCUSSION AND UPDATES

- A. New Business

1. None

B. CONTINUING BUSINESS

1. Miscellaneous

i. New Instrument Approach Update – See Power Point Presentation

Airport Manager Pomeroy introduced Alec Seybold with Flight Tech Engineering. Airport Manager Pomeroy reported Seybold has been the mastermind behind the new approach and has done an outstanding job getting this new approach validated and approved by the FAA. Airport Manager Pomeroy reminded the Board the new approach went live on December 3, 2020. Mr. Seybold will provide the Board with the details on approach procedure and how FMA can roll out the new approach to the general aviation community.

Mr. Seybold reported on the new flight procedure progress pointing out to the Board that it has been received well by all air carriers and has become the preferred approach because it provides a stabilized flight track. The approach is considered a special or private approach, which is the only approach being used at SUN for airline approaches. The approach requires special equipment and training. Mr. Seybold outlined the benefits and challenges of the new Rnav-N approach.

- Benefits: lower cloud ceiling, visual acquisition, increased reliability, and fewer diversions/cancellations totaling 38 saves in January
- Challenges: increase in runway operations, runway lighting, air traffic optimization, weather forecasting

Mr. Seybold reported rolling the new approach out to the general aviation community will take time due to the unique nature of the approach. Flight Tech Engineering and FMA will work together to help onboard interested parties. He outlined the necessary steps for the general aviation community below.

- Equipment – aircraft and navigation requirements
- Training/Custom Database installation
- Regulatory approval by FAA

ii. Airport Minimum Standards and Rules and Regulations – Discussion – Attachment #6 & #7

Airport Manager Pomeroy reported the consultant team for project: Mead & Hunt, Ricondo, and Peter Kirsch. The critical guiding documents will be the Minimum Standards last revised in 1997 and the Rules and Regulations last revised in 1974. Airport Manager Pomeroy outlined the next steps as setting a schedule, scope of project, tenant outreach and involvement. Airport Manager Pomeroy asked the Board if they would be willing to set up a Board committee for their insight and Board participation. The following Board Members agreed to participate in the Airport Minimum Standards and Rules and Regulations Committee: Ron Fairfax, Dick Fosbury, and Martha Burke or Sam Linnet

2. Construction and Capital Projects

i. None

3. Airport Planning Projects

i. Environmental Assessment (Land Acquisition) – Update

Airport Manager Pomeroy reported continued coordination between the FAA and State Historical Preservation Office.

ii. Terminal Area Plan - Update

Airport Manager Pomeroy reported the plan is moving along well and the following has been completed.

- Terminal area existing conditions analysis
- Enplanement/passenger profile
- Tenant interviews
- Capacity analysis

He reported the next steps include staff review of capacity and alternatives analysis. He will provide an update to the Board at the March board

meeting.

VIII. PUBLIC COMMENT

No Public Comment

IX. EXECUTIVE SESSION

MOTION: *Made by Board Member Burke to enter into executive session pursuant to Idaho Code §74-206 paragraph 1(c) to acquire an interest in real property which is not owned by a public agency. Seconded by Board Member Fosbury.*

Roll Call Vote:

Board Member Linnet	Yes
Board Member Burke	Yes
Board Member Fairfax	Yes
Board Vice-Chairman Keirn	Yes
Board Member Fosbury	Yes
Board Member McCleary	Yes
Board Chairman Greenberg	Yes

X. ADJOURNMENT

The February 2, 2021 Regular Meeting of the Friedman Memorial Airport Authority was adjourned at approximately 6:26 p.m.

Angenie McCleary, Secretary

* *Additional resources/materials that should be reviewed with these meeting minutes include but are not limited to the Friedman Memorial Airport Authority Board Packet briefing, the PowerPoint presentation prepared for this meeting and any referenced attachments.*

Friedman Memorial Airport
Profit & Loss Budget vs. Actual (COMBINED '21)

2:33 PM

02/22/2021

Accrual Basis

Ordinary Income/Expense

Income

4000-00 · AIRCARRIER

4000-01 · Aircarrier - Lease Space	58,314.34	350,000.00	-291,685.66	16.66%
4000-02 · Aircarrier - Landing Fees	71,084.18	200,000.00	-128,915.82	35.54%
4000-04 · Aircarrier - Utility Fees	120.00	0.00	120.00	100.0%
4010-07 · Aircarrier - '14 PFC App	51,631.02	395,000.00	-343,368.98	13.07%

Total 4000-00 · AIRCARRIER

181,149.54	945,000.00	-763,850.46	19.17%
------------	------------	-------------	--------

4020-00 · TERMINAL AUTO PARKING REVENUE

4020-01 · Automobile Parking - Terminal	64,982.00	525,000.00	-460,018.00	12.38%
---	-----------	------------	-------------	--------

Total 4020-00 · TERMINAL AUTO PARKING REVENUE

64,982.00	525,000.00	-460,018.00	12.38%
-----------	------------	-------------	--------

4030-00 · AUTO RENTAL REVENUE

4030-01 · Automobile Rental - Commission	131,979.03	575,000.00	-443,020.97	22.95%
4030-02 · Automobile Rental - Lease Space	9,848.56	29,100.00	-19,251.44	33.84%
4030-03 · Automobile Rental - Auto Prkng	21,107.16	108,000.00	-86,892.84	19.54%
4030-04 · Automobile Rental - Utilities	492.87	2,500.00	-2,007.13	19.72%

Total 4030-00 · AUTO RENTAL REVENUE

163,427.62	714,600.00	-551,172.38	22.87%
------------	------------	-------------	--------

4040-00 · TERMINAL CONCESSION REVENUE

4040-01 · Terminal Shops - Commission	2,083.46	10,000.00	-7,916.54	20.84%
4040-03 · Terminal Shops - Utility Fees	492.86	0.00	492.86	100.0%
4040-10 · Advertising - Commission	12,561.90	52,000.00	-39,438.10	24.16%
4040-11 · Vending Machines - Commission	1,215.29	15,000.00	-13,784.71	8.1%
4040-12 · Terminal ATM	300.00	900.00	-600.00	33.33%

Total 4040-00 · TERMINAL CONCESSION REVENUE

16,653.51	77,900.00	-61,246.49	21.38%
-----------	-----------	------------	--------

4050-00 · FBO REVENUE

4050-01 · FBO - Lease Space	81,982.78	159,900.00	-77,917.22	51.27%
4050-02 · FBO - Tiedown Fees	61,395.30	410,000.00	-348,604.70	14.97%
4050-03 · FBO - Landing Fees - Trans.	0.00	360,000.00	-360,000.00	0.0%
4050-04 · FBO - Commission	9,519.89	25,000.00	-15,480.11	38.08%

Total 4050-00 · FBO REVENUE

152,897.97	954,900.00	-802,002.03	16.01%
------------	------------	-------------	--------

4060-00 · FUEL FLOWAGE REVENUE

4060-01 · Fuel Flowage - FBO	104,926.50	365,000.00	-260,073.50	28.75%
------------------------------	------------	------------	-------------	--------

Total 4060-00 · FUEL FLOWAGE REVENUE

104,926.50	365,000.00	-260,073.50	28.75%
------------	------------	-------------	--------

4070-00 · TRANSIENT LANDING FEES REVENUE

4070-02 · Landing Fees - Non-Comm./Gov't	151,313.00	200.00	151,113.00	75,656.5%
--	------------	--------	------------	-----------

Total 4070-00 · TRANSIENT LANDING FEES REVENUE

151,313.00	200.00	151,113.00	75,656.5%
------------	--------	------------	-----------

4080-00 · HANGAR REVENUE

4080-01 · Land Lease - Hangar	304,471.96	673,815.00	-369,343.04	45.19%
4080-02 · Land Lease - Hangar/Trans. Fee	15,765.00	8,000.00	7,765.00	197.06%
4080-05 · Land Lease - FMA Hangar Rentals	16,408.76	32,625.00	-16,216.24	50.3%

Total 4080-00 · HANGAR REVENUE

336,645.72	714,440.00	-377,794.28	47.12%
------------	------------	-------------	--------

4090-00 · TIEDOWN PERMIT FEES REVENUE

4090-01 · Tiedown Permit Fees (FMA)	28,456.00	12,000.00	16,456.00	237.13%
-------------------------------------	-----------	-----------	-----------	---------

Total 4090-00 · TIEDOWN PERMIT FEES REVENUE

28,456.00	12,000.00	16,456.00	237.13%
-----------	-----------	-----------	---------

4100-00 · CARGO CARRIERS REVENUE

4100-01 · Cargo Carriers - Landing Fees	0.00	10,500.00	-10,500.00	0.0%
4100-02 · Cargo Carriers - Tiedown	5,472.00	3,000.00	2,472.00	182.4%

Total 4100-00 · CARGO CARRIERS REVENUE

5,472.00	13,500.00	-8,028.00	40.53%
----------	-----------	-----------	--------

4110-00 · MISCELLANEOUS REVENUE

4110-01 · Misc. Revenue	4,166.91	5,000.00	-833.09	83.34%
-------------------------	----------	----------	---------	--------

Total 4110-00 · MISCELLANEOUS REVENUE

4,166.91	5,000.00	-833.09	83.34%
----------	----------	---------	--------

4120-00 · GROUND TRANSP. PERMIT REVENUE

4120-01 · Ground Transportation Permit	13,050.00	20,000.00	-6,950.00	65.25%
4120-02 · GTSP - Trip Fee	1,120.00	5,000.00	-3,880.00	22.4%

Total 4120-00 · GROUND TRANSP. PERMIT REVENUE

14,170.00	25,000.00	-10,830.00	56.68%
-----------	-----------	------------	--------

4400-00 · TSA/SECURITY

	Oct '20 - Jan 21	Annual Budget	\$ Over Budget	% of Budget
4400-02 · Terminal Lease	13,626.67	40,380.00	-26,753.33	33.75%
4400-03 · Security Prox. Cards	21,490.00	30,000.00	-8,510.00	71.63%
Total 4400-00 · TSA/SECURITY	35,116.67	70,380.00	-35,263.33	49.9%
4500-00 · IDAHO STATE GRANT PROGRAM REV.				
4500-19 · SUN-19 AIP Sponsor Match	0.00	15,000.00	-15,000.00	0.0%
Total 4500-00 · IDAHO STATE GRANT PROGRAM REV.	0.00	15,000.00	-15,000.00	0.0%
4520-00 · INTEREST REVENUE				
4520-01 · Interest Revenue - General	6,517.80	45,000.00	-38,482.20	14.48%
4520-07 · Interest Revenue - '14 PFC	4.80	0.00	4.80	100.0%
Total 4520-00 · INTEREST REVENUE	6,522.60	45,000.00	-38,477.40	14.5%
4746-00 · AIP '46 Acquire SRE ARFF				
4746-01 · AIP '46 Acquire SRE ARFF	-1,961.72	0.00	-1,961.72	100.0%
Total 4746-00 · AIP '46 Acquire SRE ARFF	-1,961.72	0.00	-1,961.72	100.0%
4747-00 · AIP '47 - Acq.SRE/ARFF, Obs.Rem				
4747-01 · AIP '47-Acq.SRE/ARFF&Obs. Remov	591,806.16	1,866,046.88	-1,274,240.72	31.71%
Total 4747-00 · AIP '47 - Acq.SRE/ARFF, Obs.Rem	591,806.16	1,866,046.88	-1,274,240.72	31.71%
4748-00 · AIP '48 Land Acquisition				
4748-01 · AIP '48 Land Acq.- RPZ - 65 Acr	-2,971.87	984,375.00	-987,346.87	-0.3%
Total 4748-00 · AIP '48 Land Acquisition	-2,971.87	984,375.00	-987,346.87	-0.3%
4749-00 · AIP '49 - Acq. SRE/Pavement Mai				
4749-01 · AIP '49 - Acq. SRE/Pavement Mai	-41,194.00	0.00	-41,194.00	100.0%
Total 4749-00 · AIP '49 - Acq. SRE/Pavement Mai	-41,194.00	0.00	-41,194.00	100.0%
4751-00 · EA - Land Acq. - Approach Prote				
4751-01 · EA - Land Acq. Approach Protect	50,192.56	0.00	50,192.56	100.0%
Total 4751-00 · EA - Land Acq. - Approach Prote	50,192.56	0.00	50,192.56	100.0%
4752-00 · CARES Act				
4752-01 · CARES Act	1,053,715.42			
Total 4752-00 · CARES Act	1,053,715.42			
Total Income	2,915,486.59	7,333,341.88	-4,417,855.29	39.76%
Gross Profit	2,915,486.59	7,333,341.88	-4,417,855.29	39.76%
Expense				
EXPENDITURES				
"A" EXPENSES				
5000-01 · Salaries - Airport Manager	52,790.49	157,560.58	-104,770.09	33.51%
5010-00 · Salaries -Finance Manager	33,333.36	113,010.33	-79,676.97	29.5%
5010-01 · Salaries - Office Assist.	41,530.64	205,000.00	-163,469.36	20.26%
5010-03 · Salaries - Arpt Business Coord	22,831.45	0.00	22,831.45	100.0%
5020-00 · Salaries - ARFF/OPS Manager	31,666.65	109,402.57	-77,735.92	28.95%
5030-00 · Salaries - ARFF/OPS Specialist	181,131.25	448,641.01	-267,509.76	40.37%
5040-00 · Salaries-ASC/Sp.Prjct./Ex. Assi	31,767.79	84,166.98	-52,399.19	37.74%
5050-00 · Salaries-Seasonal-Snow Removal	35,568.12	55,000.00	-19,431.88	64.67%
5050-01 · Salaries - Seasonal - Arpt Host	3,922.50	5,000.00	-1,077.50	78.45%
5050-02 · Salaries - Merit Increase	0.00	44,623.91	-44,623.91	0.0%
5050-03 · Salaries - One-time Pay	12,550.00			
5060-01 · Overtime - General	0.00	2,000.00	-2,000.00	0.0%
5060-02 · Overtime - Snow Removal	10,094.19	45,000.00	-34,905.81	22.43%
5060-04 · OT - Security	0.00	5,000.00	-5,000.00	0.0%
5100-00 · Retirement	64,715.69	140,973.71	-76,258.02	45.91%
5110-00 · Social Security/Medicare	32,661.11	92,889.65	-60,228.54	35.16%
5120-00 · Life Insurance	578.49	2,000.00	-1,421.51	28.93%
5130-00 · Medical Insurance	57,461.04	220,500.00	-163,038.96	26.06%
5160-00 · Workman's Compensation	18,754.00	20,000.00	-1,246.00	93.77%
Total "A" EXPENSES	631,356.77	1,750,768.74	-1,119,411.97	36.06%
"B" EXPENDITURES				
"B" EXPENSES - ADMINISTRATIVE				
6000-00 · TRAVEL EXPENSE				
6000-01 · Travel	0.00	37,400.00	-37,400.00	0.0%
Total 6000-00 · TRAVEL EXPENSE	0.00	37,400.00	-37,400.00	0.0%
6010-00 · SUPPLIES/EQUIPMENT EXPENSE				

	Oct '20 - Jan 21	Annual Budget	\$ Over Budget	% of Budget
6010-01 · Supplies - Office	2,571.22	11,000.00	-8,428.78	23.38%
6010-03 · Supplies - Computer	1,699.97	13,000.00	-11,300.03	13.08%
Total 6010-00 · SUPPLIES/EQUIPMENT EXPENSE	4,271.19	24,000.00	-19,728.81	17.8%
6020-00 · INSURANCE				
6020-01 · Insurance	26,562.00	55,000.00	-28,438.00	48.3%
Total 6020-00 · INSURANCE	26,562.00	55,000.00	-28,438.00	48.3%
6030-00 · UTILITIES				
6030-01 · Utilities - Gas/Terminal	4,700.00	20,000.00	-15,300.00	23.5%
6030-02 · Utilities - Gas/AOB & Cold Stor	1,744.00	9,500.00	-7,756.00	18.36%
6030-03 · Utilities - Elect./Runway&PAPI	2,105.61	8,200.00	-6,094.39	25.68%
6030-04 · Utilities - Elec./AOB & Cold St	2,885.12	9,500.00	-6,614.88	30.37%
6030-05 · Utilities - Electric/Terminal	17,612.91	50,000.00	-32,387.09	35.23%
6030-06 · Utilities - Telephone	5,436.56	16,500.00	-11,063.44	32.95%
6030-07 · Utilities - Water	503.76	20,000.00	-19,496.24	2.52%
6030-08 · Utilities - Garbage Removal	4,290.31	12,000.00	-7,709.69	35.75%
6030-09 · Utilities - Sewer	2,040.89	4,000.00	-1,959.11	51.02%
6030-11 · Utilities - Electric/Tower	2,204.86	6,500.00	-4,295.14	33.92%
6030-12 · Utilities - Elec./Brdfld.Hghl	153.90	500.00	-346.10	30.78%
6030-13 · Utilities - Elec. Exit Booth	593.85	3,000.00	-2,406.15	19.8%
6030-15 · Utilities - Elec/AWOS	1,534.53	3,500.00	-1,965.47	43.84%
6030-16 · Utilities - Elec. Wind Cone	52.29	150.00	-97.71	34.86%
6030-17 · Utilities - Elec./Gas- Hangar	1,234.50	4,000.00	-2,765.50	30.86%
6030-18 · Utilities - Lubricant Wst. Dspl	0.00	500.00	-500.00	0.0%
Total 6030-00 · UTILITIES	47,093.09	167,850.00	-120,756.91	28.06%
6040-00 · SERVICE PROVIDER				
6040-01 · Service Provider - General	238.19	0.00	238.19	100.0%
6040-02 · Service Provider - Term. Serv.	2,694.36	7,500.00	-4,805.64	35.93%
6040-03 · Service Provider - AOB Services	14,888.38	44,400.00	-29,511.62	33.53%
6040-04 · Service Provider-Ops./Airfield	13,350.00	16,000.00	-2,650.00	83.44%
Total 6040-00 · SERVICE PROVIDER	31,170.93	67,900.00	-36,729.07	45.91%
6050-00 · PROFESSIONAL SERVICES				
6050-01 · Professional Services - Legal	21,459.20	50,000.00	-28,540.80	42.92%
6050-02 · Professional Serv. - Audit/Fina	33,424.50	47,000.00	-13,575.50	71.12%
6050-03 · Professional Services - Enginee	3,761.00	25,000.00	-21,239.00	15.04%
6050-05 · Professional Services - Gen.	113,812.50	10,000.00	103,812.50	1,138.13%
6050-10 · Prof. Svcs.-IT/Comp. Support	6,950.75	15,000.00	-8,049.25	46.34%
6050-12 · Prof. Serv.- Planning Air Serv.	2,866.75	8,000.00	-5,133.25	35.83%
6050-13 · Prof. Serv.-Website Des.& Maint	276.85	4,000.00	-3,723.15	6.92%
6050-15 · Prof. Serv.-Comm/Public Outreac	9,568.42	37,000.00	-27,431.58	25.86%
6050-17 · Prof. Serv. - Airspace Consult.	0.00	90,000.00	-90,000.00	0.0%
6050-19 · Prof. Serv.-ATCT Relocation	0.00	30,000.00	-30,000.00	0.0%
6050-00 · PROFESSIONAL SERVICES - Other	360.00	0.00	360.00	100.0%
Total 6050-00 · PROFESSIONAL SERVICES	192,479.97	316,000.00	-123,520.03	60.91%
6060-00 · MAINTENANCE-OFFICE EQUIPMENT				
6060-04 · Maintenance - Copier	602.50	2,000.00	-1,397.50	30.13%
6060-05 · Maintenance - Phone	1,215.00	1,250.00	-35.00	97.2%
Total 6060-00 · MAINTENANCE-OFFICE EQUIPMENT	1,817.50	3,250.00	-1,432.50	55.92%
6070-00 · RENT/LEASE OFFICE EQUIPMENT				
6070-02 · Rent/Lease - Postage Meter	292.65	1,200.00	-907.35	24.39%
Total 6070-00 · RENT/LEASE OFFICE EQUIPMENT	292.65	1,200.00	-907.35	24.39%
6080-00 · DUES/MEMBERSHIPS/PUBLICATIONS E				
6080-01 · Dues/Memberships	4,836.54	6,000.00	-1,163.46	80.61%
6080-04 · Publications	1,671.68	5,000.00	-3,328.32	33.43%
Total 6080-00 · DUES/MEMBERSHIPS/PUBLICATIONS E	6,508.22	11,000.00	-4,491.78	59.17%
6090-00 · POSTAGE				
6090-01 · Postage/Courier Service	253.99	2,000.00	-1,746.01	12.7%
Total 6090-00 · POSTAGE	253.99	2,000.00	-1,746.01	12.7%
6100-00 · EDUCATION/TRAINING				
6100-01 · Education/Training - Admin.	0.00	15,000.00	-15,000.00	0.0%

	Oct '20 - Jan 21	Annual Budget	\$ Over Budget	% of Budget
6100-02 · Education/Training - OPS	893.56	15,000.00	-14,106.44	5.96%
6100-03 · Education/Training - ARFF	8,407.58	18,000.00	-9,592.42	46.71%
6100-04 · Ed/Train. - ARFF Trienn. Drill	0.00	7,500.00	-7,500.00	0.0%
6100-06 · Education - Security	515.00	3,000.00	-2,485.00	17.17%
6100-08 · Education/Training - HFD Coop.	0.00	5,000.00	-5,000.00	0.0%
Total 6100-00 · EDUCATION/TRAINING	9,816.14	63,500.00	-53,683.86	15.46%
6101-00 · PUBLIC OUTREACH/COMMUNICATIONS				
6101-01 · Advertising/Social Media/Sponso	10,669.83	33,000.00	-22,330.17	32.33%
6101-02 · Public Outr/Comm - Noise Abatem	0.00	500.00	-500.00	0.0%
6101-03 · Public Outr/Comm - SAAC	0.00	8,000.00	-8,000.00	0.0%
Total 6101-00 · PUBLIC OUTREACH/COMMUNICATIONS	10,669.83	41,500.00	-30,830.17	25.71%
6110-00 · CONTRACTS				
6110-01 · Contracts - General	0.00	1,000.00	-1,000.00	0.0%
6110-02 · Contracts - FMAA	13,500.00	42,000.00	-28,500.00	32.14%
6110-03 · Contracts - FBO/Fee Collection	0.00	58,900.00	-58,900.00	0.0%
6110-16 · Contracts - Prkg Mngt Fee/Ops	54,315.87	165,000.00	-110,684.13	32.92%
6110-18 · Contracts - Vector Commissions	19,670.69	0.00	19,670.69	100.0%
Total 6110-00 · CONTRACTS	87,486.56	266,900.00	-179,413.44	32.78%
6130-00 · MISCELLANEOUS EXPENSES				
6130-01 · Misc. - General	3,350.33	15,000.00	-11,649.67	22.34%
6130-19 · Misc. COVID-19	14,947.71	0.00	14,947.71	100.0%
6140-00 · Bank Fees	3,788.69	16,000.00	-12,211.31	23.68%
6140-01 · Merchant Fees	91.34	0.00	91.34	100.0%
6150-01 · Interest Exp. - Prkg. Lot Equip	0.00	6,600.00	-6,600.00	0.0%
Total 6130-00 · MISCELLANEOUS EXPENSES	22,178.07	37,600.00	-15,421.93	58.98%
Total "B" EXPENSES - ADMINISTRATIVE	440,600.14	1,095,100.00	-654,499.86	40.23%
"B" EXPENSES - OPERATIONAL				
6500-00 · SUPPLIES/EQUIPMENT-OPERATIONS				
6500-01 · Supplies/Equipment - General	5,056.17	5,000.00	56.17	101.12%
6500-02 · Supplies/Equipment - Tools	3,838.06	500.00	3,338.06	767.61%
6500-03 · Supplies/Equipment - Clothing	1,292.80	5,000.00	-3,707.20	25.86%
6500-04 · Supplies/Equipment - Janitorial	8,763.08	20,000.00	-11,236.92	43.82%
Total 6500-00 · SUPPLIES/EQUIPMENT-OPERATIONS	18,950.11	30,500.00	-11,549.89	62.13%
6505-00 · EQUIP/VEHICLE - LEASE/RENTAL				
6505-01 · Eq./Vehi Lease/Rental - General	87,534.16	90,000.00	-2,465.84	97.26%
Total 6505-00 · EQUIP/VEHICLE - LEASE/RENTAL	87,534.16	90,000.00	-2,465.84	97.26%
6510-00 · FUEL/LUBRICANTS				
6510-01 · General	0.00	2,000.00	-2,000.00	0.0%
6510-02 · Fuel	29,550.20	47,500.00	-17,949.80	62.21%
6510-03 · Lubricants	0.00	6,600.00	-6,600.00	0.0%
Total 6510-00 · FUEL/LUBRICANTS	29,550.20	56,100.00	-26,549.80	52.67%
6520-00 · VEHICLES/MAINTENANCE				
6520-01 · R/M Equipment - General	1,109.86	8,000.00	-6,890.14	13.87%
6520-06 · R/M Equip. - '85 Ford Dump	17.00	500.00	-483.00	3.4%
6520-08 · R/M Equip. - '96 Tiger Tractor	2,985.79	6,400.00	-3,414.21	46.65%
6520-09 · R/M Equip. - '96 Oshkosh Swp.	2,266.66	3,350.00	-1,083.34	67.66%
6520-17 · R/M Equip. '01 Case 921 Ldr.	143.10	2,200.00	-2,056.90	6.51%
6520-18 · R/M Equip. - '97 Chevy Blazer	117.59	1,650.00	-1,532.41	7.13%
6520-19 · R/M Equip. '02 Ford F-150 PU	0.00	1,200.00	-1,200.00	0.0%
6520-20 · R/M Equip. - '02 Kodiak Blower	5,267.18	900.00	4,367.18	585.24%
6520-25 · R/M Equip. - '04 Batts De-Ice	43.33	5,500.00	-5,456.67	0.79%
6520-28 · R/M Equip.-'06 Case 621 Loader	35.34	2,425.00	-2,389.66	1.46%
6520-29 · R/M Equip.- '10 Waus Broom/Plow	5,328.61	32,000.00	-26,671.39	16.65%
6520-30 · R/M Equip.-'05 Ford F-350	0.00	9,400.00	-9,400.00	0.0%
6520-31 · R/M Equip. - '10 Oshkosh Blower	3,001.06	3,100.00	-98.94	96.81%
6520-32 · R/M Equip. - '09 Mini Truck	45.99	200.00	-154.01	23.0%
6520-34 · R/M Equip. - '12 Case 921F Load	1,298.00	2,300.00	-1,002.00	56.44%
6520-35 · R/M Equip. - '14 Ford Explorer	140.03	575.00	-434.97	24.35%
6520-36 · R/M Equip. - '10 Toyota Forklif	0.00	650.00	-650.00	0.0%

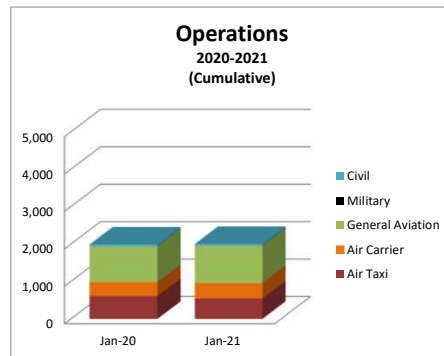
	Oct '20 - Jan 21	Annual Budget	\$ Over Budget	% of Budget
6520-37 · R/M Equip. - '15 Tool Cat	394.32	3,200.00	-2,805.68	12.32%
6520-38 · R/M Equip. - '15 Wausau Broom	26.79	15,800.00	-15,773.21	0.17%
6520-39 · R/M Equip. - Boss Spreader	50.52	0.00	50.52	100.0%
6520-40 · R/M Equip. - '17 Ford-350 Super	913.33	450.00	463.33	202.96%
6520-41 · R/M Equip. - '17 Kodiak Blower	0.00	1,700.00	-1,700.00	0.0%
6520-43 · R/M Equip. - '18 279D Skid St.	2,916.53	2,500.00	416.53	116.66%
6520-44 · R/M Equip. - '18 Cat 972M Ldr	297.41	1,000.00	-702.59	29.74%
6520-45 · R/M Equip. - '19 Oshkosh Broom	460.43	11,500.00	-11,039.57	4.0%
6520-46 · R/M Equip. - '20 Chev. 1500 PU	775.12	0.00	775.12	100.0%
6520-47 · R/M Equip. - '19 Cat 972M Ldr	1,637.50	0.00	1,637.50	100.0%
6520-49 · R/M Equip. - MB Combo	255.24	0.00	255.24	100.0%
Total 6520-00 · VEHICLES/MAINTENANCE	29,526.73	116,500.00	-86,973.27	25.35%
6530-00 · ARFF MAINTENANCE				
6530-01 · ARFF Maint. Gen/Supplies	662.49	10,000.00	-9,337.51	6.63%
6530-03 · ARFF Maint. - '87 Oshkosh	9.99	2,450.00	-2,440.01	0.41%
6530-04 · ARFF Maint. - Radios	3,212.25	3,000.00	212.25	107.08%
6530-05 · ARFF MAint. - '03 E-One	4,438.06	2,450.00	1,988.06	181.15%
6530-06 · ARFF Maint. - '20 Oshkosh Strik	795.69	0.00	795.69	100.0%
Total 6530-00 · ARFF MAINTENANCE	9,118.48	17,900.00	-8,781.52	50.94%
6540-00 · REPAIRS/MAINTENANCE - BUILDING				
6540-01 · R/M Bldg. - General	862.62	2,000.00	-1,137.38	43.13%
6540-02 · R/M Bldg. - Terminal	37,196.96	95,000.00	-57,803.04	39.16%
6540-03 · R/M Bldg. - Terminal Concession	841.10	2,500.00	-1,658.90	33.64%
6540-04 · R/M Bldg. - Cold Storage	517.99	2,000.00	-1,482.01	25.9%
6540-05 · R/M Bldg. - AOB/SHOP	6,415.57	20,000.00	-13,584.43	32.08%
6540-06 · R/M Bldg. - Hangars	73.27	2,500.00	-2,426.73	2.93%
6540-07 · R/M Bldg. - Tower	5,070.30	6,000.00	-929.70	84.51%
6540-08 · R/M Bldg. - Parking Booth	120.00	1,450.00	-1,330.00	8.28%
Total 6540-00 · REPAIRS/MAINTENANCE - BUILDING	51,097.81	131,450.00	-80,352.19	38.87%
6550-00 · REPAIRS/MAINTENANCE - AIRSIDE				
6550-01 · R/M - General	2,812.97	5,000.00	-2,187.03	56.26%
6550-02 · R/M - Airfield/Runway	439.72	60,000.00	-59,560.28	0.73%
6550-03 · R/M - Airfield/Runway - Deice	80,389.94	120,000.00	-39,610.06	66.99%
6550-04 · R/M - Lights	3,150.05	12,000.00	-8,849.95	26.25%
Total 6550-00 · REPAIRS/MAINTENANCE - AIRSIDE	86,792.68	197,000.00	-110,207.32	44.06%
6551-00 · REPAIRS/MAINTENANCE - LANDSIDE				
6551-01 · RM - General	0.00	2,500.00	-2,500.00	0.0%
6551-02 · R/M - Parking Lot	1,010.28	8,000.00	-6,989.72	12.63%
6551-03 · R/M - Landscaping	1,036.75	10,000.00	-8,963.25	10.37%
Total 6551-00 · REPAIRS/MAINTENANCE - LANDSIDE	2,047.03	20,500.00	-18,452.97	9.99%
6560-00 · SECURITY EXPENSE				
6560-01 · Security - General	185.00	11,500.00	-11,315.00	1.61%
6560-02 · Security - Law Enf. Offi. (LEO)	0.00	10,000.00	-10,000.00	0.0%
6560-03 · Security - Subscription Licen.	17,357.60	62,685.00	-45,327.40	27.69%
6560-04 · Security - Perim./Access/CCTV	2,408.86	17,600.00	-15,191.14	13.69%
6560-05 · Security - Professional Serv.	2,250.00	15,000.00	-12,750.00	15.0%
6560-06 · Security - Prof. Services/IT	1,837.25	7,500.00	-5,662.75	24.5%
6560-00 · SECURITY EXPENSE - Other	144.99	0.00	144.99	100.0%
Total 6560-00 · SECURITY EXPENSE	24,183.70	124,285.00	-100,101.30	19.46%
6570-00 · REPAIRS/MAINT.-AERONAUTICAL EQU				
6570-01 · R/M Aeronautical Equip - NDB/DME	6,432.21	10,000.00	-3,567.79	64.32%
6570-02 · R/M Aeronautical Equip. - Tower	2,109.20	8,000.00	-5,890.80	26.37%
6570-04 · R/M Aeron. Equip. - AWOS/ATIS	4,232.79	10,000.00	-5,767.21	42.33%
Total 6570-00 · REPAIRS/MAINT.-AERONAUTICAL EQU	12,774.20	28,000.00	-15,225.80	45.62%
Total "B" EXPENSES - OPERATIONAL	351,575.10	812,235.00	-460,659.90	43.29%
Total "B" EXPENDITURES	792,175.24	1,907,335.00	-1,115,159.76	41.53%
"C" EXPENSES				
7001-00 · CAPITAL EXPENDITURES				
7001-0* · CONTINGENCY	0.00	25,000.00	-25,000.00	0.0%

	Oct '20 - Jan 21	Annual Budget	\$ Over Budget	% of Budget
7001-02 · Buildings and Improvements	0.00	55,000.00	-55,000.00	0.0%
7001-03 · Airfield & General Improvements	0.00	15,000.00	-15,000.00	0.0%
7001-04 · Office Equipment	0.00	5,000.00	-5,000.00	0.0%
7001-05 · Maintenance Equipment /Vehicle	0.00	91,000.00	-91,000.00	0.0%
7001-06 · Assessments/Plans/Studies	0.00	150,000.00	-150,000.00	0.0%
7001-09 · Security Equipment	0.00	30,500.00	-30,500.00	0.0%
7001-10 · SRE Aquisition Non-AIP	6,614.19	0.00	6,614.19	100.0%
Total 7001-00 · CAPITAL EXPENDITURES	6,614.19	371,500.00	-364,885.81	1.78%
7545-00 · AIP '45 EXPENSE - Exp. AC Apron				
7545-01 · AIP '45 - Eligible	0.00	1,050,000.00	-1,050,000.00	0.0%
Total 7545-00 · AIP '45 EXPENSE - Exp. AC Apron	0.00	1,050,000.00	-1,050,000.00	0.0%
7546-00 · AIP '46 EXPENSE - SRE/ARFF EQU				
7546-01 · AIP '46 - Eligible	5,780.46	0.00	5,780.46	100.0%
7546-02 · AIP '46 - Non-Eligible	1,129.54	0.00	1,129.54	100.0%
Total 7546-00 · AIP '46 EXPENSE - SRE/ARFF EQU	6,910.00	0.00	6,910.00	100.0%
7547-00 · AIP '47 EXPENSE - Acq. SRE/ARFF				
7547-01 · AIP '47 - Eligible	665,642.00	1,990,450.00	-1,324,808.00	33.44%
7547-02 · AIP '47 - Non-Eligible	22,000.00	0.00	22,000.00	100.0%
7547-03 · AIP ' 47 - Retainer - Eligible	-34,382.10	0.00	-34,382.10	100.0%
Total 7547-00 · AIP '47 EXPENSE - Acq. SRE/ARFF	653,259.90	1,990,450.00	-1,337,190.10	32.82%
7549-00 · AIP '49 - SRE Aqu., Pavement Ma				
7549-01 · AIP '49 - Eligible	2,275.68	0.00	2,275.68	100.0%
Total 7549-00 · AIP '49 - SRE Aqu., Pavement Ma	2,275.68	0.00	2,275.68	100.0%
7551-00 · EA - Land Acq - Approach Protec				
7551-01 · AIP '51 - Eligible	107,048.38	0.00	107,048.38	100.0%
Total 7551-00 · EA - Land Acq - Approach Protec	107,048.38	0.00	107,048.38	100.0%
8500-00 · Capital Imp. Program (CIP)				
8502-00 · Land Acq - Approach Protection				
8502-01 · CIP-Land Acqu-Approach Protecti	5,176.00	0.00	5,176.00	100.0%
Total 8502-00 · Land Acq - Approach Protection	5,176.00	0.00	5,176.00	100.0%
8503-00 · CIP 03-2021 Rehab RW, TW & Apro				
8503-01 · CIP 03-2020 Rehab RW, TW & Apro	121,340.92	0.00	121,340.92	100.0%
Total 8503-00 · CIP 03-2021 Rehab RW, TW & Apro	121,340.92	0.00	121,340.92	100.0%
Total 8500-00 · Capital Imp. Program (CIP)	126,516.92	0.00	126,516.92	100.0%
Total "C" EXPENSES	902,625.07	3,411,950.00	-2,509,324.93	26.46%
Total EXPENDITURES	2,326,157.08	7,070,053.74	-4,743,896.66	32.9%
Total Expense	2,326,157.08	7,070,053.74	-4,743,896.66	32.9%
Net Ordinary Income	589,329.51	263,288.14	326,041.37	223.83%
Net Income	589,329.51	263,288.14	326,041.37	223.83%

**Friedman Memorial Airport
January 2021**

ATTACHMENT 3

ATCT Traffic Operations Record																					
Month	2001	2002	2003	2004	2005	2006	2007	2008	2009	2010	2011	2012	2013	2014	2015	2016	2017	2018	2019	2020	2021
January	3,622	3,893	3,912	2,600	3,028	2,787	4,547	2,520	2,070	2,379	2,408	2,098	2,454	2,128	2,249	1,842	1,665	2,019	2,172	1,987	2,001
February	4,027	4,498	3,073	3,122	3,789	3,597	3,548	2,857	2,244	2,647	2,117	2,205	2,612	1,417	2,268	2,533	1,629	1,914	1,187	2,253	0
March	4,952	5,126	3,086	4,097	3,618	2,918	4,677	3,097	2,145	2,709	1,813	1,921	2,753	1,924	2,023	1,917	1,895	1,860	2,016	1,480	0
April	2,494	3,649	2,213	2,840	2,462	2,047	2,581	2,113	1,724	1,735	1,604	1,513	1,509	1,210	1,337	1,380	1,426	1,257	1,116	616	0
May	3,905	4,184	2,654	3,282	2,729	2,134	1,579	2,293	2,280	1,891	1,533	1,693	1,852	555	668	1,501	1,802	1,442	1,174	1,127	0
June	4,787	5,039	4,737	4,438	3,674	3,656	5,181	3,334	2,503	3,019	2,898	2,761	3,203	2,164	2,387	2,475	2,502	2,552	2,292	2,069	0
July	6,359	8,796	6,117	5,910	5,424	5,931	7,398	4,704	4,551	5,005	5,004	4,810	5,345	4,345	4,159	4,562	4,573	5,033	4,266	3,356	0
August	6,479	6,917	5,513	5,707	5,722	6,087	8,196	4,570	4,488	4,705	4,326	3,823	4,644	3,114	2,932	3,719	3,873	3,175	3,260	2,859	0
September	3,871	4,636	4,162	4,124	4,609	3,760	4,311	2,696	3,376	3,128	3,359	2,396	2,403	2,237	2,292	2,379	2,036	2,224	2,235	2,692	0
October	3,879	3,656	3,426	2,936	3,570	3,339	3,103	2,134	2,145	2,012	1,886	1,658	1,874	1,760	1,789	1,377	1,939	1,670	1,571	2,212	0
November	3,082	2,698	2,599	2,749	2,260	2,912	2,892	1,670	1,901	1,309	1,114	1,325	1,475	908	1,229	1,314	1,135	1,392	1,328	1,365	0
December	3,401	2,805	3,247	3,227	2,722	3,834	2,699	1,848	2,272	1,811	2,493	2,066	2,016	1,545	1,482	1,717	2,217	2,033	1,960	2,051	0
Totals	50,858	55,897	44,739	45,032	43,607	43,002	50,712	33,836	31,699	32,350	30,555	28,269	32,140	23,307	24,815	26,716	26,692	26,571	24,577	24,067	2,001



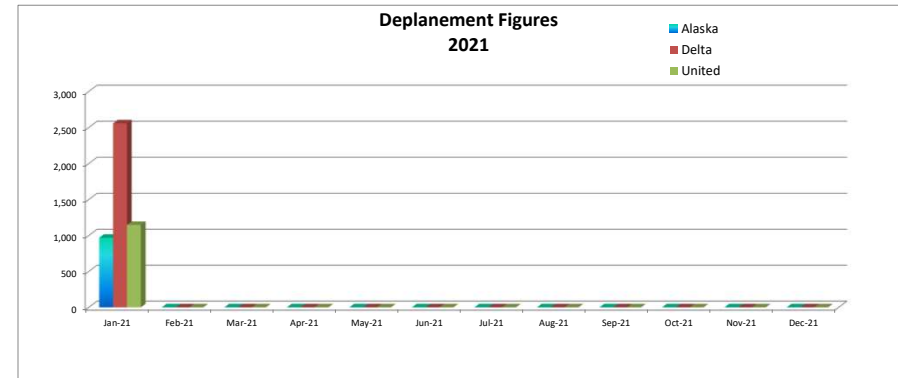
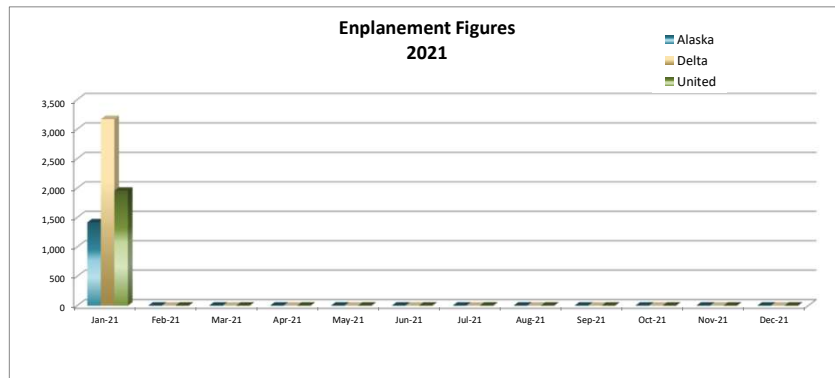
ATCT Operations Change (January 2020 vs. January 2021)			
	2021	2020	% Change
Air Taxi	546	612	-10.8%
Air Carrier	414	371	11.6%
General Aviation	995	954	4.3%
Military	0	0	100%
Civil	46	50	-8.0%
Total	2,001	1,987	0.7%
YTD Total	2,001	1,987	0.7%

**Friedman Memorial Airport
January 2021**

ATTACHMENT 4

2021 Enplanements																	
Date	Alaska Airlines					Delta Airlines					United Airlines					Total Enp.	Prior Year Total Enp.
	Revenue	Non-Revenue	Total	Prior Year Month	Total % Change	Revenue	Non-Revenue	Total	Prior Year Month	Total % Change	Revenue	Non-Revenue	Total	Prior Year Month	Total % Change		
Jan-21	1,355	61	1,416	1,862	-24%	3,101	67	3,168	3,922	-19%	1,905	48	1,953	3,453	-43%	6,537	9,237
Totals	1,355	61	1,416	1,862	-24%	3,101	67	3,168	3,922	-19%	1,905	48	1,953	3,453	-43%	6,537	9,237
																-29.2%	

2021 Deplanements																	
Date	Alaska Airlines					Delta Airlines					United Airlines					Total Dep.	Prior Year Total Dep.
	Revenue	Non-Revenue	Total	Prior Year Month	Total % Change	Revenue	Non-Revenue	Total	Prior Year Month	Total % Change	Revenue	Non-Revenue	Total	Prior Year Month	Total % Change		
Jan-21	912	57	969	1,642	-41%	2,509	48	2,557	3,069	-17%	1,110	37	1,147	2,614	-56%	4,673	7,325
Totals	912	57	969	1,642	-41%	2,509	48	2,557	3,069	-17%	1,110	37	1,147	2,614	-56%	4,673	7,325
																-36.2%	



**Friedman Memorial Airport
January 2021**

2021 Seat Occupancy																		
Date	Alaska Airlines				Delta Airlines				United Airlines				Seat Occupancy Totals			Seat Occupancy Totals Prior Year Comparison		
	Departure Flights	Seats Available*	Seats Occupied	Percent Occupied	Departure Flights	Seats Available*	Seats Occupied	Percent Occupied	Departure Flights	Seats Available*	Seats Occupied	Percent Occupied	Total Seats Available	Total Seats Occupied	Total Percent Occupied	% Change Total Seats Available	% Change Total Seats Occupied	Change in Load Factor %
Jan-21	32	2,432	1,416	58%	123	8,640	3,168	37%	57	3,996	1,953	49%	15,068	6,537	43%	14%	-29%	-27%
Totals	32	2,432	1,416	58%	123	8,640	3,168	37%	57	3,996	1,953	49%	15,068	6,537	43%	14%	-29%	-27%
Note: *Preliminary available seat calculations based on scheduled flights. Actual available seat calculations will be updated periodically when official DOT numbers are obtained.																		

