

**NOTICE OF A REGULAR MEETING OF
THE FRIEDMAN MEMORIAL AIRPORT AUTHORITY**

PLEASE TAKE NOTICE that a regular meeting of the Friedman Memorial Airport Authority shall be held Tuesday, May 4, 2021 at 5:30 p.m. at the **old Blaine County Courthouse Meeting Room Hailey, Idaho**. All matters shall be considered Joint Decision Matters unless otherwise noted. **This meeting is open to the public, but attendees are STRONGLY ENCOURAGED to attend by web access. Instructions below:**

Please join the meeting from your computer, tablet, or smartphone.

<https://global.gotomeeting.com/join/723981309>

You can also dial in using your phone.

United States: 1 (312) 757-3121

Dial In Access Code: 723-981-309

The proposed Agenda for the meeting is as follows:

**AGENDA
May 4, 2021**

- I. APPROVE AGENDA – ACTION ITEM**
- II. PUBLIC COMMENT (10 Minutes Allotted)**
- III. FRIEDMAN MEMORIAL AIRPORT AUTHORITY MEETING MINUTES OF:**
 - A. April 6, 2021 Regular Meeting – Motion to Approve – **Attachment #1 ACTION ITEM**
 - B. April 14, 2021 Special Meeting – Motion to Approve – **Attachment #2 ACTION ITEM**
- IV. REPORTS**
 - A. Chairman Report
 - B. Blaine County Report
 - C. City of Hailey Report
 - D. Fly Sun Valley Alliance Report
 - E. Airport Manager Report
- V. AIRPORT STAFF BRIEF (5 Minutes Allotted)**
 - A. Noise Complaints in April
 - B. Profit & Loss, ATCT Traffic Operations Count and Enplanement Data – **Attachment #3 – #5**
 - C. Airport Commercial Flight Interruptions (unofficial)
 - D. Review Correspondence
- VI. ACTION ITEMS (a vote may occur but is not required to be taken)**
 - A. NEW BUSINESS
 - 1. None
 - B. CONTINUING BUSINESS
 - 1. None
- VII. DISCUSSION AND UPDATES**
 - A. NEW BUSINESS
 - 1. None
 - B. CONTINUING BUSINESS
 - 1. Miscellaneous
 - i. Airport Minimum Standards and Rules and Regulations – Update
 - 2. Construction and Capital Projects
 - i. Air Traffic Control Tower Replacement – Update
 - 3. Airport Planning Projects
 - i. Environmental Assessment (Land Acquisition) – Update
 - ii. Terminal Area Plan – Update
- VIII. PUBLIC COMMENT**
- IX. EXECUTIVE SESSION**
 - I.C. §74-206 (1),(c) To acquire an interest in real property which is not owned by a public agency**
 - I.C. §74-206 (1),(f) To communicate with legal counsel to discuss legal ramifications for controversy imminently likely to be litigated**
- X. ADJOURNMENT**

FRIEDMAN MEMORIAL AIRPORT AUTHORITY MEETINGS ARE OPEN TO ALL INTERESTED PARTIES. SHOULD YOU DESIRE TO ATTEND A BOARD MEETING AND NEED A REASONABLE ACCOMMODATION TO DO SO, PLEASE CONTACT THE AIRPORT MANAGER'S OFFICE AT LEAST ONE WEEK IN ADVANCE BY CALLING 208-788-4956 OR WRITING TO 1616 AIRPORT CIRCLE, HAILEY, IDAHO 83333.

FMAA Meeting Brief 05-04-21

III. FRIEDMAN MEMORIAL AIRPORT AUTHORITY MEETING MINUTES OF:

- A. April 6, 2021 Regular Meeting – Motion to Approve – **Attachment #1 ACTION ITEM**
- B. April 14, 2021 Special Meeting – Motion to Approve – **Attachment #2 ACTION ITEM**

IV. REPORTS

A. Chairman Report

This item is on the agenda to permit a Chairman report if appropriate.

B. Blaine County Report

This item is on the agenda to permit a County report if appropriate.

C. City of Hailey Report

This item is on the agenda to permit a City report if appropriate.

D. Fly Sun Valley Alliance Report

This item is on the agenda to permit a report if appropriate.

E. Airport Manager Report

This item is on the agenda to permit an Airport Manager report if appropriate.

V. AIRPORT STAFF BRIEF – (5 Minutes Allotted)

A. Noise Complaints in April

LOCATION	DATE	TIME	AIRCRAFT TYPE	INCIDENT	ACTION/RESPONSE
None					

B. Profit & Loss, ATCT Traffic Operations Count and Enplanement Data - **Attachments #3 - #5**

Attachment #3 is Friedman Memorial Airport Profit & Loss Budget vs. Actual (unaudited)

Attachment #4 is 2001 - 2021 ATCT Traffic Operations Record comparison by month

Attachment #5 is 2021 Enplanements, Deplanements and 2021 Seat Occupancy data

The following revenue and expense analysis is provided for Board information and review:

FMAA Meeting Brief 05-04-21

March 2021

Total Non-Federal Revenue	March, 2021	\$304,247.97
Total Non-Federal Revenue	March, 2020	\$193,706.21
Total Non-Federal Revenue	FY '21 thru March	\$1,835,000.86
Total Non-Federal Revenue	FY '20 thru March	\$1,913,841.51
Total Non-Federal Expenses	March, 2021	\$297,142.26
Total Non-Federal Expenses	March, 2020	\$307,812.38
Total Non-Federal Expenses	FY '21 thru March	\$2,081,023.80
Total Non-Federal Expenses	FY '20 thru March	\$1,874,346.17
Net Income excluding Federal Programs	FY '21 thru March	-\$246,022.94
Net Income excluding Federal Programs	FY '20 thru March	\$39,495.34
Net Income to include Federal Programs	FY '21 thru March	\$937,655.55
Net Income to include Federal Programs	FY '20 thru March	-\$85,144.72

C. Airport Commercial Inbound Flight Interruptions (unofficial as of 4/29):

AIRLINE	FLIGHT CANCELLATIONS	FLIGHT DIVERSIONS
	April 2021	April 2021
Alaska Airlines	0	0
Delta	0	0
United	0	0

D. Review Correspondence

None

VI. ACTION ITEMS (a vote may occur but is not required to be taken)

A. NEW BUSINESS

1. None

B. CONTINUING BUSINESS

1. None

VII. DISCUSSION AND UPDATES

A. NEW BUSINESS

1. None

FMAA Meeting Brief 05-04-21

B. CONTINUING BUSINESS

1. Miscellaneous

i. Airport Minimum Standards and Rules and Regulations – Update

The Minimum Standards update project is underway. Staff, our consultant team and attorney, held an internal team “kick-off” meeting on April 26. Steps moving forward include refinement of the project schedule and data collection. The Rules and Regulations phase of the project will be implemented after the Minimum Standards phase is complete.

Staff will keep the Board and committee advised on progress including when to expect a committee meeting. No presentation regarding the project is planned for this meeting.

2. Construction and Capital Projects

i. Air Traffic Control Tower Replacement – Update

Staff continues to work with Bill Payne with William E. Payne and Associates to development the desired specifications for a remote/digital Air Traffic Control Tower at the airport. A draft version of the specifications was delivered to Staff late last week and they are being reviewed. The specifications will be included as part of the formal Request for Proposal (RFP) process as directed by the Board at the April meeting. It is anticipated the RFP will be published by the end of May.

No presentation regarding the project is planned for this meeting.

3. Airport Planning Projects

i. Environmental Assessment (Land Acquisition) – Update

A complete draft of the EA continues to be finalized and delivery to Staff for review and comment has slipped to May pending input from the FAA regarding the determination of effect for historic resources. As discussed at the April meeting, draft documentation for the determination of effect for historic resources was prepared and submitted to the FAA in April. The FAA continues coordination with the State Historic Preservation Office (SHPO). The FAA is keeping airport staff and the consultant team informed of their forward progress regarding the documentation.

Public release of the draft document for review and comment is expected after Staff and Board review in late spring. Completion of the Environmental Assessment process, including a Finding of No Significant Impact by the FAA, is expected in summer of 2021.

Should progress be made by the time of the meeting, an update will be provided to the Board. Otherwise, no presentation regarding the project is planned for this meeting.

FMAA Meeting Brief 05-04-21

ii. Terminal Area Plan – Update

As discussed at April meeting, primary work effort over the past month was focused on finalizing a shortlist of terminal building alternatives for further detailed study, including impacts on parking, aircraft apron, rental car operations, airport ops and maintenance, and other terminal area functions. Based on coordination with and input from the FAA, the planning team has been able to start refining a preferred alternative.

The Mead & Hunt planning team will attend the meeting (virtually) to present the preferred alternative and answer questions from the Board and discuss next steps.

VIII. PUBLIC COMMENT

- IX. EXECUTIVE SESSION –** I.C. §74-206 (1),(c) To acquire an interest in real property which is not owned by a public agency
I.C. §74-206 (1),(f) To communicate with legal counsel to discuss legal ramifications for controversy imminently likely to be litigated

X. ADJOURNMENT

**MINUTES OF A REGULAR MEETING
OF THE
FRIEDMAN MEMORIAL AIRPORT AUTHORITY**

**April 6, 2021
5:30 P.M.**

IN ATTENDANCE:

BOARD MEMBERS: Board Chairman – Jacob Greenberg, Treasurer – Ron Fairfax, Board Members – Angenie McCleary, Dick Fosbury, Don Keirn, Sam Linnet
FRIEDMAN MEMORIAL AIRPORT STAFF: Airport Manager – Chris Pomeroy, Airport Security Coordinator – Steve Guthrie, Finance & Administration Manager – Brent Davis, Airport Operations Manager – Tim Burke, Airport Administrative Coordinators – Sue Heaphy & Jenna Elliott
CONSULTANTS: Studio 360 – Sarah Shepard; Mead & Hunt – Evan Barrett, & Brad Rolf; William E. Payne & Associates – Bill Payne
AIRPORT LEGAL COUNSEL: Lawson Laski Clark, PLLC – Jim Laski

CALL TO ORDER:

The meeting was called to order at 5:30 p.m. by Chairman Greenberg

I. APPROVE AGENDA

The agenda was approved as presented.

MOTION: *Made by Board Member McCleary to approve the agenda.
Seconded by Board Member Linnet.*

PASSED UNANIMOUSLY

II. PUBLIC COMMENT

No Public Comment

**III. APPROVE FMAA
MEETING MINUTES**

A. March 2, 2021 Regular Meeting Minutes – **Attachment #1**

MOTION: *Made by Board Member Linnet to approve the board meeting minutes of the March 2, 2021 regular meeting. Seconded by Board Member Keirn.*

PASSED UNANIMOUSLY

IV. REPORTS

A. Chairman Report

No report given.

B. Blaine County Report

Board Member Fosbury reported the Blaine County COVID-19 risk level has moved from medium to high and variants have been found in the community. While the county is monitoring the case levels and hospitals are operating normally, he emphasized the importance of educating visitors of the masking ordinances and that CDC and State of Idaho recommendations for social distancing and hygiene are being followed.

C. City of Hailey Report

No report given.

D. Fly Sun Valley Alliance Report

Carol Waller with Fly Sun Valley Alliance reported the winter season flights are mostly finished as of the end of March and for spring there will be Delta-SLC and Alaska-SEA service. She stated they are hoping to publish the Summer/Fall flight schedule in the coming week.

E. Airport Manager Report (see Power Point Presentation)

Airport Manager Pomeroy reported on the activity statistics. He stated March 2020 is when FMA saw a huge decrease in activity due to COVID-19 restrictions. Based on unofficial TSA passenger enplanements for March 2020, we are approximately 51% higher in 2021 than 2020, but compared to March 2019, we are only down about 20%. Operations are up 70% from March 2020 and approximately 17% year-to-date. Compared to 2019, FMA operations are up about 25% year-to-date.

Airport Manager Pomeroy reported the new approach has worked well for FMA over the winter with 55 saves between December 3, 2020 through April 5, 2021, 2 of which were since the last board meeting.

Chairman Greenberg inquired about the revenue generated and economic impact from those 55 saves. Airport Manager Pomeroy said he would hopefully be able to present a financial analysis for the next meeting.

Airport Manager Pomeroy shared that George White, the Air Traffic Control Tower manager for the past 15 years, is retiring as of Friday, April 9, 2021. He expressed that George has been a big part of many of the successes FMA has had in recent years and he will be greatly missed.

Airport Manager Pomeroy asked Attorney Jim Laski to give an update on the Joint Powers Agreement (JPA). Jim Laski updated the Board on the status of the Second Amended and Restated JPA. It has been presented to the City of Hailey a week ago and then was presented to the County yesterday. The County approved the agreement with a few minor changes, which will be presented to the City of Hailey to be approved at their next council meeting. He stated a special meeting of the FMAA Board will be needed so the agreement can be approved as written by the Board.

Board Member Angenie McCleary inquired on behalf of the County as to whether it would be better to have a special board meeting to approve the JPA or to approve an extension and then approve the JPA at the next regular board meeting.

Board Member Linnet stated the JPA has not been controversial for the city or resulted in a great deal of public involvement, so he believes getting it approved sooner than later is the best option.

The Board decided to hold a future special board meeting on Wednesday, April 14th at 4:00 PM to approve the JPA.

Airport Manager Pomeroy reported the following is "On the Horizon:"

- Terminal Area Plan Update

V. AIRPORT STAFF BRIEF

- A. Noise Complaints in March
- B. Profit & Loss, ATCT Traffic Operations Count and Enplanement Data (See Attachment #2-#4)
- C. Airport Commercial Flight Interruptions (unofficial)
- D. Review Correspondence

VI. ACTION ITEMS

A. NEW BUSINESS

1. CRRSA and Airport Improvement Program (AIP) Grant Offers – Consideration of Recommendation of Acceptance – **ACTION ITEM**

Airport Manager Pomeroy reported Congress has passed and the President has signed a coronavirus relief package called the Coronavirus Response and Relief Supplemental Appropriations Act (CRRSA), which includes additional funds for airports, including FMA. This relief package offers FMA a grant of up to \$1.23 of which \$1,219,239 can be used to offset operational expenses costs as well as other maintenance costs relating to the battle against the pandemic.

Additionally, this grant will allow for rent and minimum annual guarantee relief in the amount of \$19,129 for concessionaires at FMA.

Airport Manager Pomeroy specified these grant offers do not require a local match and will be presented to the city and county for approval shortly.

MOTION: *Made by Board Member Fairfax to recommend execution of the SUN CRRSA/FAA grant offers by the City of Hailey and Blaine County, which would further direct Staff and Legal Counsel to develop the appropriate City and County Resolutions to support acceptance of the SUN CRRSA grants. Seconded by Board Member Linnet.*

2. FMAA Purchase of Replacement Snowplow/Deice Equipment through Cooperative Purchasing Program – Consideration of Approval – **ACTION ITEM**

Airport Manager Pomeroy reported FMA is hoping to purchase a replacement snowplow/deice equipment with Board approval and would be done through the Cooperative Purchasing Venture previously approved by the Board. He explained this would be the procurement of two pieces of equipment, an MB Companies chassis which will include a plow and a combination deice system. This equipment would replace the plow that was destroyed due to an accident which resulted in a fire over the winter and will provide deicing capabilities.

Airport Manager Pomeroy stated the amount of the equipment will not exceed \$615,000 and \$500,000 of that is already built into the current approved budget for FY 2021 for the purchase of a deice truck. The additional amount needed above the current budget is about \$115,000, of which \$48,000 will be from the insurance settlement of the destroyed equipment.

Airport Operations Manager Burke reported on the importance of the equipment and how it will be used. He reiterated that the 2 pieces of equipment will result in one vehicle once assembled and will perform 3 functions (plowing snow, applying solid deicer, and applying liquid deicer) currently performed by 3 separate vehicles in the FMA fleet. This multi-function unit will reduce our carbon footprint, reduce maintenance and labor costs, and operate significantly more efficiently.

Chairman Greenberg inquired about FMAs ability to house the equipment given its length. Airport Operations Manager Burke explained the length is about 48 feet and will fit in our current building.

Board Member Linnet asked about the lifespan of the equipment. Airport Operations Manager Burke stated it should last 20-25 years.

Board Member Fairfax and Chairman Greenberg expressed their support of procuring this equipment and feel it will be beneficial to the efficiency of airport operations.

Attorney Jim Laski and Airport Manager Pomeroy explained the specifics as to how FMA intends to spread the financial responsibility of this purchase over this and next fiscal year.

Airport Manager Pomeroy reported delivery of the equipment is expected no later than mid-November of 2021.

MOTION: *Made by Board Member Keirn to approve acquisition of two pieces of equipment, an MB Companies chassis and a combo deice system not to exceed \$615,000. Seconded by Board Member Linnet.*

3. Airport Minimum Standards and Rules and Regulations Scope of Work and Fee Consideration of Approval – **Attachment #5-#7 – ACTION ITEM**

Airport Manager Pomeroy reported FMA is ready to move forward on the Airport Minimum Standards and Rules and Regulations Scope of Work and Fee Consideration project. He reminded the Board this project is budgeted in the FY 2021 budget.

MOTION: *Made by Board Member Fosbury to approve the scope of work and fee in the amount of \$88,325 to complete Airport Minimum Standards and Rules and Regulations documents. Seconded by Board Member Keirn.*

B. CONTINUING BUSINESS

1. None

VII. DISCUSSION AND UPDATES

- A. New Business
 1. None
- B. Continuing Business
 1. Miscellaneous
 - i. None

2. Construction and Capital Projects

i. Air Traffic Control Tower Replacement

Airport Manager Pomeroy explained the reason behind the Air Traffic Control Tower Replacement project is that the FAA is requiring the current tower is moved out of the runway object free area by 2023 with a possible extension. He stated FMA has been actively looking at the remote tower option and some of the benefits of this would be cheaper to construct and operate and would not require a tall facility on the premises. If it is determined a legacy tower would be a better option for FMA, he stated they would still want to explore that option. One of the most helpful next steps in this project is to put a Request for Proposal (RFP) out to solicit interest from remote tower vendors that will provide more detail and a strategy going forward. Airport Manager Pomeroy introduced Bill Payne with William E. Payne & Associates to give an update on the project.

Bill Payne reiterated the next step in this process would be to put out an RFP and outlined the advantages of having an RFP:

- Establish the cost exposure for this solution
- Provide a numerical method of comparing remote tower and legacy ATCT
- Will not foreclose a legacy tower solution

Bill Payne mentioned the next step would be evaluating the risk of deploying remote tower technology versus the benefits, financial and programmatic. He reported the biggest risk is FAA certification. There are currently 3 facilities under an FAA evaluation process, but no facilities have been certified in the U.S. He is confident the FAA will eventually certify these facilities that are under evaluation since it is understood these facilities represent emerging technologies that provide air traffic control services for a lower cost.

Bill Payne listed the 4 known vendors for remote towers:

- Saab Sensis (Leesburg, VA)
- Seabridge (Ft. Collins, CO)
- Raytheon/Frequentis (DoD)
- Kongsberg (no current US sites)

As far as funding is concerned, Bill Payne explained the FAA has mandated a Pilot Program, in which the Fort Collins and Leesburg locations are participating. The FAA is currently seeking a third site to be part of this Pilot Program. It is Bills believe that FMA would be an ideal third site for the program because FMA is under an FAA mandate to relocate the current tower out of the runway object free area.

AIP grants are another source of funding, but to qualify for AIP funds, the remote tower must be FAA certified. He does not believe FMA would be eligible for reimbursement of expenses under an AIP grant at this point, but he is in program discussions to try to modify or liberally interpret the language in the reauthorization bill to allow FMA to use AIP funds even though the system is not fully certified.

Bill Payne stated the third option for funding would be local funds such as CARES Act funds.

Airport Manager Pomeroy reported in the past couple of years, there has been a significant effort by FMA to be heard by the FAA and he feels there is a good chance FMA would be eligible to be the third site for the Pilot Program.

While referring to the PowerPoint presentation slide 29, Bill Payne explained the 20- to 27-month timeline for how the remote tower implementation is expected to proceed should FMA move forward with implementing a remote tower.

Airport Manager Pomeroy specified the importance of knowing whether or not the Board is in support of FMA moving forward with the RFP process for a remote tower implementation.

All present Board members expressed their support of moving forward with the RFP process.

3. Airport Planning Projects

i. Environmental Assessment (Land Acquisition) - Update

Airport Manager Pomeroy introduced Brad Rolf with Mead & Hunt to give an update on the Environmental Assessment.

Brad Rolf reported the proposal consists of acquisition of 386 acres south of the airport specifically for approach and departure protection and land use compatibility. Additionally, the project would consist of development of approximately 10 acres for general aviation (GA) such as providing additional hangars and replacing GA facilities (apron and hangars) that were lost because of the Runway Safety Area (RSA) project that was completed several years ago.

Brad Rolf reported the project requires federal action by the FAA who must comply with the National Environmental Policy Act (NEPA). This is standard practice, but there are three different levels of review: Categorical Exclusion (CatEx), Environmental Assessment (EA), and Environmental Impact Statement (EIS). He stated this project requires an EA.

Referring to slide 35 of the PowerPoint Presentation, Brad Rolf outlined the general EA process. He reported the next step for FMA in the process is the Public Review and Comment after the FAA approves the document for release and consideration by a broader audience. Comments will then be addressed, and the FAA will then approve the final EA before issuing a Finding of No Significant Impact (FONSI).

Brad Rolf mentioned the area where there is the potential to effect is the Historic Resources and Cultural Resources. The Halfway Ranch/Eccles Flying Heart Ranch was determined to be eligible for listing in the National Register of Historic Places. Due to the Historic Preservation Act, the FAA is required to take a close look at what effects this action may have on that and requires consultation with various parties, including the Idaho State Historic Preservation Officer (SHPO). The consultations to date have been going well and an adverse effect is not anticipated.

Brad Rolf explained that some other resources within the EA that have required field work include archeological investigation, biological site review, wetlands survey, and a hazardous materials assessment. The schedule for the remainder of the project is as follows:

- FAA reviewing draft Determination of Effect for Historic Resources
- Draft EA to FAA this month
- Public review of Draft EA after FAA approval
- FAA decision expected this spring or early summer

ii. Terminal Area Plan - Update

Airport Manager Pomeroy reported preliminary alternatives have been shared with the FAA and feedback is anticipated this week. He hopes to have a more detailed analysis and hopefully a proposed preferred alternative to present at the May meeting.

VIII. PUBLIC COMMENT

No Public Comment

IX. EXECUTIVE SESSION

No Executive Session.

X. ADJOURNMENT

MOTION: ***Made by Board Member Fosbury to adjourn. Seconded by Board Member Keirn.***

The April 4, 2021 Regular Meeting of the Friedman Memorial Airport Authority was adjourned at 7:10 p.m.

Angenie McCleary, Secretary

* *Additional resources/materials that should be reviewed with these meeting minutes include but are not limited to the Friedman Memorial Airport Authority Board Packet briefing, the PowerPoint presentation prepared for this meeting and any referenced attachments.*

**MINUTES OF A SPECIAL MEETING
OF THE
FRIEDMAN MEMORIAL AIRPORT AUTHORITY
April 14, 2021
4:00 P.M.**

IN ATTENDANCE:

BOARD MEMBERS: Board Chairman – Jacob Greenberg, Vice-Chairman – Martha Burke, Treasurer – Ron Fairfax, Board Members – Dick Fosbury, Sam Linnet
FRIEDMAN MEMORIAL AIRPORT STAFF: Airport Manager – Chris Pomeroy, Airport Security Coordinator – Steve Guthrie, Airport Operations Manager – Tim Burke, Airport Administrative Coordinators – Sue Heaphy & Jenna Elliott
AIRPORT LEGAL COUNSEL: Lawson Laski Clark, PLLC – Jim Laski

CALL TO ORDER:

The meeting was called to order at 4:01 p.m. by Chairman Greenberg

I. JOINT POWERS AGREEMENT

No public comment.

The purpose of the hearing is to approve the second amended and restated Joint Powers Agreement for the Friedman Memorial Airport Authority and authorize the FMAA Board Chairman to sign.

Approval of second amended and restated Joint Powers Agreement for the Friedman Memorial Airport Authority – Attachment #1 – 2 – **ACTION ITEM**

MOTION: *Made by Vice-Chairman Burke to approve the second amended and restated Joint Powers Agreement for the Friedman Memorial Airport Authority and authorize the FMAA Board Chairman to sign. Seconded by Board Member Fosbury.*

PASSED UNANIMOUSLY

II. MINIMUM STANDARDS

Airport Minimum Standards Update – Moratorium on New Commercial Aeronautical Activity – **ACTION ITEM**

Airport Manager Pomeroy described the importance of the Moratorium on New Commercial Aeronautical Activity and the Minimum Standards and Rules and Regulations update. He reported the last time the Minimum Standards and Rules and Regulations were updated was in 1997 and since then the airport and aviation industry have greatly evolved. Due to these changes and future projects, and with the advice and guidance of Attorney Peter Kirsch with Kaplan Kirsch & Rockwell, LLP, it is in the best interest of the airport to establish this moratorium on any new commercial aeronautical proposals while FMA works through the development of the new and contemporary minimum standards document. This moratorium is expected to last no longer than 9 months.

Board Member Fosbury thanked Airport Manager Pomeroy for the explanation.

Vice-Chairman Burke expressed her support for this moratorium and the updates to the Minimum Standards and Rules and Regulations.

MOTION: *Made by Board Member Fosbury to implement a moratorium not to exceed 9 months on the acceptance and processing of newly proposed commercial aeronautical activities at the Friedman Memorial Airport pending the completion and adoption of new airport minimum standards by FMAA. Seconded by Vice-Chairman Burke.*

PASSED UNANIMOUSLY

III. ADJOURNMENT

The April 14, 2021 Special Meeting of the Friedman Memorial Airport Authority was adjourned at approximately 4:12 p.m.

Angenie McCleary, Secretary

* *Additional resources/materials that should be reviewed with these meeting minutes include but are not limited to the Friedman Memorial Airport Authority Board Packet briefing, the PowerPoint presentation prepared for this meeting and any referenced attachments.*

Friedman Memorial Airport
Profit & Loss Budget vs. Actual (COMBINED '21)

8:12 AM

04/27/2021

Accrual Basis

Ordinary Income/Expense

Income

4000-00 · AIRCARRIER

4000-01 · Aircarrier - Lease Space	87,471.52	350,000.00	-262,528.48	24.99%
4000-02 · Aircarrier - Landing Fees	125,493.56	118,000.00	7,493.56	106.35%
4000-03 · Aircarrier - Gate Fees	0.00	0.00	0.00	0.0%
4000-04 · Aircarrier - Utility Fees	180.00	0.00	180.00	100.0%
4010-07 · Aircarrier - '14 PFC App	97,112.23	316,500.00	-219,387.77	30.68%

Total 4000-00 · AIRCARRIER

	310,257.31	784,500.00	-474,242.69	39.55%
--	------------	------------	-------------	--------

4020-00 · TERMINAL AUTO PARKING REVENUE

4020-01 · Automobile Parking - Terminal	126,591.00	266,000.00	-139,409.00	47.59%
---	------------	------------	-------------	--------

Total 4020-00 · TERMINAL AUTO PARKING REVENUE

	126,591.00	266,000.00	-139,409.00	47.59%
--	------------	------------	-------------	--------

4030-00 · AUTO RENTAL REVENUE

4030-01 · Automobile Rental - Commission	256,634.34	303,600.00	-46,965.66	84.53%
4030-02 · Automobile Rental - Lease Space	14,772.84	29,900.00	-15,127.16	49.41%
4030-03 · Automobile Rental - Auto Prkng	31,660.74	85,000.00	-53,339.26	37.25%
4030-04 · Automobile Rental - Utilities	996.93	2,000.00	-1,003.07	49.85%

Total 4030-00 · AUTO RENTAL REVENUE

	304,064.85	420,500.00	-116,435.15	72.31%
--	------------	------------	-------------	--------

4040-00 · TERMINAL CONCESSION REVENUE

4040-01 · Terminal Shops - Commission	4,614.49	5,000.00	-385.51	92.29%
4040-03 · Terminal Shops - Utility Fees	996.92	2,000.00	-1,003.08	49.85%
4040-10 · Advertising - Commission	19,996.90	25,000.00	-5,003.10	79.99%
4040-11 · Vending Machines - Commission	2,265.30	5,000.00	-2,734.70	45.31%
4040-12 · Terminal ATM	450.00	1,000.00	-550.00	45.0%

Total 4040-00 · TERMINAL CONCESSION REVENUE

	28,323.61	38,000.00	-9,676.39	74.54%
--	-----------	-----------	-----------	--------

4050-00 · FBO REVENUE

4050-01 · FBO - Lease Space	81,982.78	167,000.00	-85,017.22	49.09%
4050-02 · FBO - Overnight Parking Fees	97,714.80	205,000.00	-107,285.20	47.67%
4050-03 · FBO - Landing Fees - Trans.	0.00	90,000.00	-90,000.00	0.0%
4050-04 · FBO - Commission	16,996.27	7,100.00	9,896.27	239.38%
4050-07 · FBO - Miscellaneous	0.00	0.00	0.00	0.0%

Total 4050-00 · FBO REVENUE

	196,693.85	469,100.00	-272,406.15	41.93%
--	------------	------------	-------------	--------

4060-00 · FUEL FLOWAGE REVENUE

4060-01 · Fuel Flowage - FBO	183,656.10	181,500.00	2,156.10	101.19%
------------------------------	------------	------------	----------	---------

Total 4060-00 · FUEL FLOWAGE REVENUE

	183,656.10	181,500.00	2,156.10	101.19%
--	------------	------------	----------	---------

4070-00 · TRANSIENT LANDING FEES REVENUE

4070-01 · Landing Fees - Commercial	0.00	180,000.00	-180,000.00	0.0%
4070-02 · Landing Fees - Non-Comm./Gov't	253,851.00	200.00	253,651.00	126,925.5%

Total 4070-00 · TRANSIENT LANDING FEES REVENUE

	253,851.00	180,200.00	73,651.00	140.87%
--	------------	------------	-----------	---------

4080-00 · HANGAR REVENUE

4080-01 · Land Lease - Hangar	319,638.10	682,000.00	-362,361.90	46.87%
4080-02 · Land Lease - Hangar/Trans. Fee	38,697.50	0.00	38,697.50	100.0%
4080-03 · Hangar/Utilities (E8,11,24)	619.09	1,500.00	-880.91	41.27%
4080-05 · Land Lease - FMA Hangar Rentals	16,408.76	30,000.00	-13,591.24	54.7%

Total 4080-00 · HANGAR REVENUE

	375,363.45	713,500.00	-338,136.55	52.61%
--	------------	------------	-------------	--------

4090-00 · TIEDOWN PERMIT FEES REVENUE

4090-01 · Tiedown Permit Fees (FMA)	27,680.00	20,000.00	7,680.00	138.4%
-------------------------------------	-----------	-----------	----------	--------

Total 4090-00 · TIEDOWN PERMIT FEES REVENUE

	27,680.00	20,000.00	7,680.00	138.4%
--	-----------	-----------	----------	--------

4100-00 · CARGO CARRIERS REVENUE

4100-01 · Cargo Carriers - Landing Fees	0.00	10,500.00	-10,500.00	0.0%
4100-02 · Cargo Carriers - Tiedown	5,472.00	3,000.00	2,472.00	182.4%

Total 4100-00 · CARGO CARRIERS REVENUE

	5,472.00	13,500.00	-8,028.00	40.53%
--	----------	-----------	-----------	--------

4110-00 · MISCELLANEOUS REVENUE

4110-01 · Misc. Revenue	52,950.55	5,000.00	47,950.55	1,059.01%
4110-05 · Misc. Incident/Accident	0.00	0.00	0.00	0.0%
4110-09 · Miscellaneous Expense Reimburse	0.00	0.00	0.00	0.0%

Total 4110-00 · MISCELLANEOUS REVENUE

	52,950.55	5,000.00	47,950.55	1,059.01%
--	-----------	----------	-----------	-----------

4120-00 · GROUND TRANSP. PERMIT REVENUE

4120-01 · Ground Transportation Permit	13,050.00	20,000.00	-6,950.00	65.25%
4120-02 · GTSP - Trip Fee	1,760.00	0.00	1,760.00	100.0%

Total 4120-00 · GROUND TRANSP. PERMIT REVENUE

	14,810.00	20,000.00	-5,190.00	74.05%
--	-----------	-----------	-----------	--------

4400-00 · TSA/SECURITY

4400-02 · Terminal Lease	20,697.51	40,365.00	-19,667.49	51.28%
4400-03 · Security Prox. Cards	23,280.00	36,000.00	-12,720.00	64.67%

Total 4400-00 · TSA/SECURITY

	43,977.51	76,365.00	-32,387.49	57.59%
--	-----------	-----------	------------	--------

	Oct '20 - Mar 21	Budget	\$ Over Budget	% of Budget
4500-00 · IDAHO STATE GRANT PROGRAM REV.				
4500-18 · SUN-18 SKW E-175 Certification	0.00	0.00	0.00	0.0%
4500-19 · SUN-19 AIP Sponsor Match	0.00	0.00	0.00	0.0%
4500-20 · SUN-20	0.00	0.00	0.00	0.0%
4500-21 · SUN-21	0.00	15,000.00	-15,000.00	0.0%
4500-26 · IDOT F208SUN	0.00	0.00	0.00	0.0%
Total 4500-00 · IDAHO STATE GRANT PROGRAM REV.	0.00	15,000.00	-15,000.00	0.0%
4510-00 · DOT/Small Community Air Service				
4510-01 · Small Community Air Service	0.00	0.00	0.00	0.0%
4510-02 · Local Match Contribution	0.00	0.00	0.00	0.0%
Total 4510-00 · DOT/Small Community Air Service	0.00	0.00	0.00	0.0%
4520-00 · INTEREST REVENUE				
4520-01 · Interest Revenue - General	8,421.86	20,000.00	-11,578.14	42.11%
4520-07 · Interest Revenue - '14 PFC	11.11	0.00	11.11	100.0%
4520-08 · Finance Fee Revenue	0.00	0.00	0.00	0.0%
Total 4520-00 · INTEREST REVENUE	8,432.97	20,000.00	-11,567.03	42.17%
4742-00 · AIP 42 - Project Air Carr. Apr				
4742-01 · AIP '42 Air Carr. Apron	0.00	0.00	0.00	0.0%
Total 4742-00 · AIP 42 - Project Air Carr. Apr	0.00	0.00	0.00	0.0%
4743-00 · AIP 43 - Air Carrier /Pkg. Lot				
4743-01 · AIP 43 - Air Carrier/Pkg. Lot	0.00	0.00	0.00	0.0%
Total 4743-00 · AIP 43 - Air Carrier /Pkg. Lot	0.00	0.00	0.00	0.0%
4744-00 · AIP '44 RPZ Acquisition EA				
4744-01 · AIP '44 · RPZ Acquisition - EA	0.00	0.00	0.00	0.0%
4744-00 · AIP '44 RPZ Acquisition EA - Other	0.00	0.00	0.00	0.0%
Total 4744-00 · AIP '44 RPZ Acquisition EA	0.00	0.00	0.00	0.0%
4745-00 · AIP '45 Terminal Apron Expan				
4745-02 · AIP '45 Expand AC Apr	0.00	0.00	0.00	0.0%
4745-01 · AIP '45 Terminal Apron Expan	0.00	0.00	0.00	0.0%
Total 4745-00 · AIP '45 Terminal Apron Expan	0.00	0.00	0.00	0.0%
4746-00 · AIP '46 Acquire SRE ARFF				
4746-01 · AIP '46 Acquire SRE ARFF	-1,961.72	0.00	-1,961.72	100.0%
4746-00 · AIP '46 Acquire SRE ARFF - Other	0.00	0.00	0.00	0.0%
Total 4746-00 · AIP '46 Acquire SRE ARFF	-1,961.72	0.00	-1,961.72	100.0%
4747-00 · AIP '47 - Acq.SRE/ARFF, Obs.Rem				
4747-01 · AIP '47-Acq.SRE/ARFF&Obs. Remov	591,806.16	0.00	591,806.16	100.0%
Total 4747-00 · AIP '47 - Acq.SRE/ARFF, Obs.Rem	591,806.16	0.00	591,806.16	100.0%
4748-00 · AIP '48 Land Acquisition				
4748-01 · AIP '48 Land Acq.- RPZ - 65 Acr	-2,971.87	0.00	-2,971.87	100.0%
Total 4748-00 · AIP '48 Land Acquisition	-2,971.87	0.00	-2,971.87	100.0%
4749-00 · AIP '49 - Acq. SRE/Pavement Mai				
4749-01 · AIP '49 - Acq. SRE/Pavement Mai	-2,860.20	42,187.50	-45,047.70	-6.78%
Total 4749-00 · AIP '49 - Acq. SRE/Pavement Mai	-2,860.20	42,187.50	-45,047.70	-6.78%
4750-00 · Terminal Area Plan (TAP)				
4750-01 · Terminal Area Plan	76,789.40	30,000.00	46,789.40	255.97%
Total 4750-00 · Terminal Area Plan (TAP)	76,789.40	30,000.00	46,789.40	255.97%
4751-00 · EA - Land Acq. - Approach Prote				
4751-01 · EA - Land Acq. Approach Protect	116,331.13	160,000.00	-43,668.87	72.71%
Total 4751-00 · EA - Land Acq. - Approach Prote	116,331.13	160,000.00	-43,668.87	72.71%
4752-00 · CARES Act				
4752-01 · CARES Act	1,381,439.93			
Total 4752-00 · CARES Act	1,381,439.93			
4753-00 · AIP '53 - Rehabilitate Runway				
4753-01 · AIP '53 - Rehabilitate Runway	0.00	562,500.00	-562,500.00	0.0%
Total 4753-00 · AIP '53 - Rehabilitate Runway	0.00	562,500.00	-562,500.00	0.0%
Total Income	4,090,697.03	4,017,852.50	72,844.53	101.81%
Gross Profit	4,090,697.03	4,017,852.50	72,844.53	101.81%
Expense				
EXPENDITURES				
"A" EXPENSES				
5000-01 · Salaries - Airport Manager	79,185.73	158,371.33	-79,185.60	50.0%
5010-00 · Salaries -Finance Manager	50,494.04	115,274.00	-64,779.96	43.8%
5010-01 · Salaries - Office Assist.	62,296.58	122,803.20	-60,506.62	50.73%
5010-03 · Salaries - Arpt Business Coord	31,093.59	68,494.04	-37,400.45	45.4%
5020-00 · Salaries - ARFF/OPS Manager	47,499.97	113,859.20	-66,359.23	41.72%
5030-00 · Salaries - ARFF/OPS Specialist	257,872.58	456,040.00	-198,167.42	56.55%
5040-00 · Salaries-ASC/Sp.Prjct./Ex. Assi	46,362.89	87,568.00	-41,205.11	52.95%
5050-00 · Salaries-Seasonal-Snow Removal	59,393.90	55,000.00	4,393.90	107.99%

	Oct '20 - Mar 21	Budget	\$ Over Budget	% of Budget
5050-01 · Salaries - Seasonal - Arpt Host	3,922.50	5,000.00	-1,077.50	78.45%
5050-02 · Salaries - Merit Increase	0.00	0.00	0.00	0.0%
5050-03 · Salaries - One-time Pay	12,550.00			
5060-01 · Overtime - General	0.00	2,000.00	-2,000.00	0.0%
5060-02 · Overtime - Snow Removal	18,266.90	45,000.00	-26,733.10	40.59%
5060-04 · OT - Security	0.00	5,000.00	-5,000.00	0.0%
5070-05 · Compensated Absences Accrued	0.00	0.00	0.00	0.0%
5100-00 · Retirement	86,419.02	143,000.00	-56,580.98	60.43%
5110-00 · Social Security/Medicare	48,268.47	98,352.00	-50,083.53	49.08%
5120-00 · Life Insurance	578.49	2,000.00	-1,421.51	28.93%
5130-00 · Medical Insurance	117,129.03	256,640.00	-139,510.97	45.64%
5160-00 · Workman's Compensation	18,754.00	20,000.00	-1,246.00	93.77%
5170-00 · Unemployment Claims	0.00	0.00	0.00	0.0%
Total "A" EXPENSES	940,087.69	1,754,401.77	-814,314.08	53.59%
"B" EXPENDITURES				
"B" EXPENSES - ADMINISTRATIVE				
6000-00 · TRAVEL EXPENSE				
6000-01 · Travel	0.00	37,400.00	-37,400.00	0.0%
Total 6000-00 · TRAVEL EXPENSE	0.00	37,400.00	-37,400.00	0.0%
6010-00 · SUPPLIES/EQUIPMENT EXPENSE				
6010-01 · Supplies - Office	3,545.13	8,000.00	-4,454.87	44.31%
6010-02 · Supplies - Parking	0.00	1,000.00	-1,000.00	0.0%
6010-03 · Supplies - Computer	2,989.94	6,000.00	-3,010.06	49.83%
Total 6010-00 · SUPPLIES/EQUIPMENT EXPENSE	6,535.07	15,000.00	-8,464.93	43.57%
6020-00 · INSURANCE				
6020-01 · Insurance	53,124.00	55,920.00	-2,796.00	95.0%
Total 6020-00 · INSURANCE	53,124.00	55,920.00	-2,796.00	95.0%
6030-00 · UTILITIES				
6030-01 · Utilities - Gas/Terminal	7,050.00	18,000.00	-10,950.00	39.17%
6030-02 · Utilities - Gas/AOB & Cold Stor	2,616.00	8,500.00	-5,884.00	30.78%
6030-03 · Utilities - Elect./Runway&PAPI	3,324.24	6,500.00	-3,175.76	51.14%
6030-04 · Utilities - Elec./AOB & Cold St	4,440.05	8,500.00	-4,059.95	52.24%
6030-05 · Utilities - Electric/Terminal	28,800.82	50,000.00	-21,199.18	57.6%
6030-06 · Utilities - Telephone	8,089.29	16,000.00	-7,910.71	50.56%
6030-07 · Utilities - Water	664.92	18,000.00	-17,335.08	3.69%
6030-08 · Utilities - Garbage Removal	6,429.83	14,500.00	-8,070.17	44.34%
6030-09 · Utilities - Sewer	3,061.33	4,100.00	-1,038.67	74.67%
6030-11 · Utilities - Electric/Tower	3,552.85	5,500.00	-1,947.15	64.6%
6030-12 · Utilities - Elec./Brdfrd.Hghl	249.62	500.00	-250.38	49.92%
6030-13 · Utilities - Elec. Exit Booth	961.53	2,500.00	-1,538.47	38.46%
6030-15 · Utilities - Elec/AWOS	2,469.39	4,000.00	-1,530.61	61.74%
6030-16 · Utilities - Elec. Wind Cone	75.36	150.00	-74.64	50.24%
6030-17 · Utilities - Elec./Gas- Hangar	1,898.54	3,500.00	-1,601.46	54.24%
6030-18 · Utilities - Lubricant Wst. Dspl	47.50	500.00	-452.50	9.5%
Total 6030-00 · UTILITIES	73,731.27	160,750.00	-87,018.73	45.87%
6040-00 · SERVICE PROVIDER				
6040-01 · Service Provider - General	238.19	0.00	238.19	100.0%
6040-02 · Service Provider - Term. Serv.	2,694.36	5,631.00	-2,936.64	47.85%
6040-03 · Service Provider - AOB Services	22,152.31	52,000.00	-29,847.69	42.6%
6040-04 · Service Provider-Ops./Airfield	13,350.00	15,996.00	-2,646.00	83.46%
Total 6040-00 · SERVICE PROVIDER	38,434.86	73,627.00	-35,192.14	52.2%
6050-00 · PROFESSIONAL SERVICES				
6050-01 · Professional Services - Legal	38,510.00	60,000.00	-21,490.00	64.18%
6050-02 · Professional Serv. - Audit/Fina	38,033.00	70,000.00	-31,967.00	54.33%
6050-03 · Professional Services - Engineer	3,761.00	25,000.00	-21,239.00	15.04%
6050-04 · Professional Services - HR	2,610.00	20,000.00	-17,390.00	13.05%
6050-05 · Professional Services - Gen.	187,937.50	10,000.00	177,937.50	1,879.38%
6050-10 · Prof. Svcs.-IT/Comp. Support	8,263.25	15,000.00	-6,736.75	55.09%
6050-12 · Prof. Serv.- Planning Air Serv.	2,866.75	7,000.00	-4,133.25	40.95%
6050-13 · Prof. Serv.-Website Des.& Maint	770.89	4,000.00	-3,229.11	19.27%
6050-15 · Prof. Serv.-Comm/Public Outreac	11,746.17	42,000.00	-30,253.83	27.97%
6050-17 · Prof. Serv. - Airspace Consult.	0.00	25,000.00	-25,000.00	0.0%
6050-18 · Prof. Services - Approach Maint	0.00	30,000.00	-30,000.00	0.0%
6050-19 · Prof. Serv.-ATCT Relocation	0.00	30,000.00	-30,000.00	0.0%
Total 6050-00 · PROFESSIONAL SERVICES	294,498.56	338,000.00	-43,501.44	87.13%
6060-00 · MAINTENANCE-OFFICE EQUIPMENT				
6060-01 · Maint.-Office Equip./Gen.	0.00	0.00	0.00	0.0%
6060-04 · Maintenance - Copier	817.76	2,000.00	-1,182.24	40.89%
6060-05 · Maintenance - Phone	1,215.00	1,300.00	-85.00	93.46%

	Oct '20 - Mar 21	Budget	\$ Over Budget	% of Budget
Total 6060-00 · MAINTENANCE-OFFICE EQUIPMENT	2,032.76	3,300.00	-1,267.24	61.6%
6070-00 · RENT/LEASE OFFICE EQUIPMENT				
6070-02 · Rent/Lease - Postage Meter	585.30	1,200.00	-614.70	48.78%
Total 6070-00 · RENT/LEASE OFFICE EQUIPMENT	585.30	1,200.00	-614.70	48.78%
6080-00 · DUES/MEMBERSHIPS/PUBLICATIONS E				
6080-01 · Dues/Memberships	4,836.54	6,000.00	-1,163.46	80.61%
6080-04 · Publications	1,866.68	5,000.00	-3,133.32	37.33%
Total 6080-00 · DUES/MEMBERSHIPS/PUBLICATIONS E	6,703.22	11,000.00	-4,296.78	60.94%
6090-00 · POSTAGE				
6090-01 · Postage/Courier Service	293.14	2,000.00	-1,706.86	14.66%
Total 6090-00 · POSTAGE	293.14	2,000.00	-1,706.86	14.66%
6100-00 · EDUCATION/TRAINING				
6100-01 · Education/Training - Admin.	275.00	15,000.00	-14,725.00	1.83%
6100-02 · Education/Training - OPS	893.56	15,000.00	-14,106.44	5.96%
6100-03 · Education/Training - ARFF	9,349.89	14,500.00	-5,150.11	64.48%
6100-04 · Ed/Train. - ARFF Trienn. Drill	753.50	0.00	753.50	100.0%
6100-05 · Education - Noise Abatement	0.00	0.00	0.00	0.0%
6100-06 · Education - Security	515.00	3,000.00	-2,485.00	17.17%
6100-08 · Education/Training - HFD Coop.	0.00	5,000.00	-5,000.00	0.0%
Total 6100-00 · EDUCATION/TRAINING	11,786.95	52,500.00	-40,713.05	22.45%
6101-00 · PUBLIC OUTREACH/COMMUNICATIONS				
6101-01 · Advertising/Social Media/Sponso	14,205.91	35,000.00	-20,794.09	40.59%
6101-02 · Public Outr/Comm - Noise Abatem	0.00	500.00	-500.00	0.0%
6101-03 · Public Outr/Comm - SAAC	980.70	10,000.00	-9,019.30	9.81%
Total 6101-00 · PUBLIC OUTREACH/COMMUNICATIONS	15,186.61	45,500.00	-30,313.39	33.38%
6110-00 · CONTRACTS				
6110-01 · Contracts - General	0.00	0.00	0.00	0.0%
6110-02 · Contracts - FMAA	20,500.00	42,000.00	-21,500.00	48.81%
6110-03 · Contracts - FBO/Fee Collection	0.00	50,000.00	-50,000.00	0.0%
6110-08 · Contracts - Eccles Tree Lights	0.00	0.00	0.00	0.0%
6110-16 · Contracts - Prkg Mngt Fee/Ops	92,958.76	165,000.00	-72,041.24	56.34%
6110-17 · Contracts - Landing Fee Equip.	0.00	15,000.00	-15,000.00	0.0%
6110-18 · Contracts - Vector Commissions	33,000.63			
Total 6110-00 · CONTRACTS	146,459.39	272,000.00	-125,540.61	53.85%
6130-00 · MISCELLANEOUS EXPENSES				
6130-01 · Misc. - General	4,263.53	15,000.00	-10,736.47	28.42%
6130-02 · Misc. - Incident/Accident	0.00	0.00	0.00	0.0%
6130-19 · Misc. COVID-19	18,057.17	0.00	18,057.17	100.0%
6140-00 · Bank Fees	6,196.38	20,000.00	-13,803.62	30.98%
6140-01 · Merchant Fees	111.66			
6150-01 · Interest Exp. - Prkg. Lot Equip	0.00	0.00	0.00	0.0%
Total 6130-00 · MISCELLANEOUS EXPENSES	28,628.74	35,000.00	-6,371.26	81.8%
6400-00 · DOT/SCASGP				
6400-01 · DOT/SCASGP	0.00	0.00	0.00	0.0%
6400-02 · DOT/SCASGP - FMAA	0.00	0.00	0.00	0.0%
Total 6400-00 · DOT/SCASGP	0.00	0.00	0.00	0.0%
Total "B" EXPENSES - ADMINISTRATIVE	677,999.87	1,103,197.00	-425,197.13	61.46%
"B" EXPENSES - OPERATIONAL				
6500-00 · SUPPLIES/EQUIPMENT-OPERATIONS				
6500-01 · Supplies/Equipment - General	5,935.00	5,000.00	935.00	118.7%
6500-02 · Supplies/Equipment - Tools	4,243.03	5,000.00	-756.97	84.86%
6500-03 · Supplies/Equipment - Clothing	1,472.68	5,000.00	-3,527.32	29.45%
6500-04 · Supplies/Equipment - Janitorial	13,169.95	22,000.00	-8,830.05	59.86%
Total 6500-00 · SUPPLIES/EQUIPMENT-OPERATIONS	24,820.66	37,000.00	-12,179.34	67.08%
6505-00 · EQUIP/VEHICLE - LEASE/RENTAL				
6505-01 · Eq./Vehi Lease/Rental - General	87,534.16	90,000.00	-2,465.84	97.26%
Total 6505-00 · EQUIP/VEHICLE - LEASE/RENTAL	87,534.16	90,000.00	-2,465.84	97.26%
6510-00 · FUEL/LUBRICANTS				
6510-01 · General	0.00	500.00	-500.00	0.0%
6510-02 · Fuel	35,377.31	50,000.00	-14,622.69	70.76%
6510-03 · Lubricants	43.02	6,600.00	-6,556.98	0.65%
Total 6510-00 · FUEL/LUBRICANTS	35,420.33	57,100.00	-21,679.67	62.03%
6520-00 · VEHICLES/MAINTENANCE				
6520-01 · R/M Equipment - General	1,109.86	9,000.00	-7,890.14	12.33%
6520-06 · R/M Equip. -'85 Ford Dump	17.00	2,500.00	-2,483.00	0.68%
6520-08 · R/M Equip. - '96 Tiger Tractor	2,985.79	1,200.00	1,785.79	248.82%
6520-09 · R/M Equip. - '96 Oshkosh Swp.	2,266.66	3,500.00	-1,233.34	64.76%
6520-17 · R/M Equip. '01 Case 921 Ldr.	143.10	2,200.00	-2,056.90	6.51%
6520-18 · R/M Equip. - '97 Chevy Blazer	117.59	1,650.00	-1,532.41	7.13%

	Oct '20 - Mar 21	Budget	\$ Over Budget	% of Budget
6520-19 - R/M Equip. '02 Ford F-150 PU	0.00	500.00	-500.00	0.0%
6520-20 - R/M Equip. - '02 Kodiak Blower	5,267.18	1,150.00	4,117.18	458.02%
6520-25 - R/M Equip. - '04 Batts De-Ice	43.33	6,000.00	-5,956.67	0.72%
6520-28 - R/M Equip.-'06 Case 621 Loader	35.34	2,500.00	-2,464.66	1.41%
6520-29 - R/M Equip.- '10 Waus Broom/Plow	5,328.61	15,500.00	-10,171.39	34.38%
6520-30 - R/M Equip.-'05 Ford F-350	0.00	1,600.00	-1,600.00	0.0%
6520-31 - R/M Equip. -'10 Oshkosh Blower	4,292.18	3,500.00	792.18	122.63%
6520-32 - R/M Equip. - '09 Mini Truck	45.99	350.00	-304.01	13.14%
6520-34 - R/M Equip. - '12 Case 921F Load	1,411.08	2,500.00	-1,088.92	56.44%
6520-35 - R/M Equip. - '14 Ford Explorer	140.03	600.00	-459.97	23.34%
6520-36 - R/M Equip. - '10 Toyota Forklif	0.00	700.00	-700.00	0.0%
6520-37 - R/M Equip. - '15 Tool Cat	394.32	1,800.00	-1,405.68	21.91%
6520-38 - R/M Equip. - '15 Wausau Broom	26.79	15,800.00	-15,773.21	0.17%
6520-39 - R/M Equip. - Boss Spreader	50.52	0.00	50.52	100.0%
6520-40 - R/M Equip. - '17 Ford-350 Super	1,475.41	500.00	975.41	295.08%
6520-41 - R/M Equip. - '17 Kodiak Blower	78.58	1,700.00	-1,621.42	4.62%
6520-42 - R/M Equip. - '18 Kodiak Attach.	0.00	0.00	0.00	0.0%
6520-43 - R/M Equip. - '18 279D Skid St.	3,240.21	4,000.00	-759.79	81.01%
6520-44 - R/M Equip. - '18 Cat 972M Ldr	0.00	2,000.00	-2,000.00	0.0%
6520-45 - R/M Equip. - '19 Oshkosh Broom	460.43	12,000.00	-11,539.57	3.84%
6520-46 - R/M Equip. - '20 Chev. 1500 PU	1,210.12	2,500.00	-1,289.88	48.41%
6520-47 - R/M Equip. - '19 Cat 972M Ldr	2,657.40	15,000.00	-12,342.60	17.72%
6520-48 - R/M Equip.-'18 New Holland Trac	0.00	0.00	0.00	0.0%
6520-49 - R/M Equip. - MB Combo	6,295.20	0.00	6,295.20	100.0%
Total 6520-00 - VEHICLES/MAINTENANCE	39,092.72	110,250.00	-71,157.28	35.46%
6530-00 - ARFF MAINTENANCE				
6530-01 - ARFF Maint. Gen/Supplies	2,092.91	10,000.00	-7,907.09	20.93%
6530-03 - ARFF Maint. - '87 Oshkosh	9.99	2,500.00	-2,490.01	0.4%
6530-04 - ARFF Maint. - Radios	3,507.95	1,500.00	2,007.95	233.86%
6530-05 - ARFF Maint. - '03 E-One	6,248.94	2,500.00	3,748.94	249.96%
6530-06 - ARFF Maint. - '20 Oshkosh Strik	2,153.12	2,000.00	153.12	107.66%
6530-07 - ARFF Maint. - Supp/HFD Support	0.00	0.00	0.00	0.0%
Total 6530-00 - ARFF MAINTENANCE	14,012.91	18,500.00	-4,487.09	75.75%
6540-00 - REPAIRS/MAINTENANCE - BUILDING				
6540-01 - R/M Bldg. - General	915.10	1,500.00	-584.90	61.01%
6540-02 - R/M Bldg. - Terminal	46,829.45	131,500.00	-84,670.55	35.61%
6540-03 - R/M Bldg. - Terminal Concession	2,327.74	2,500.00	-172.26	93.11%
6540-04 - R/M Bldg. - Cold Storage	629.77	2,000.00	-1,370.23	31.49%
6540-05 - R/M Bldg. - AOB/SHOP	9,604.08	20,000.00	-10,395.92	48.02%
6540-06 - R/M Bldg. - Hangars	462.52	2,000.00	-1,537.48	23.13%
6540-07 - R/M Bldg. - Tower	5,991.29	7,000.00	-1,008.71	85.59%
6540-08 - R/M Bldg. - Parking Booth	120.00	1,000.00	-880.00	12.0%
Total 6540-00 - REPAIRS/MAINTENANCE - BUILDING	66,879.95	167,500.00	-100,620.05	39.93%
6550-00 - REPAIRS/MAINTENANCE - AIRSIDE				
6550-01 - R/M - General	3,306.22	3,000.00	306.22	110.21%
6550-02 - R/M - Airfield/Runway	6,107.79	60,000.00	-53,892.21	10.18%
6550-03 - R/M - Airfield/Runway - Deice	105,645.94	120,000.00	-14,354.06	88.04%
6550-04 - R/M - Lights	3,961.91	10,500.00	-6,538.09	37.73%
Total 6550-00 - REPAIRS/MAINTENANCE - AIRSIDE	119,021.86	193,500.00	-74,478.14	61.51%
6551-00 - REPAIRS/MAINTENANCE - LANDSIDE				
6551-01 - RM - General	0.00	1,000.00	-1,000.00	0.0%
6551-02 - R/M - Parking Lot	4,113.23	8,000.00	-3,886.77	51.42%
6551-03 - R/M - Landscaping	1,731.74	10,000.00	-8,268.26	17.32%
Total 6551-00 - REPAIRS/MAINTENANCE - LANDSIDE	5,844.97	19,000.00	-13,155.03	30.76%
6560-00 - SECURITY EXPENSE				
6560-01 - Security - General	8,078.69	11,500.00	-3,421.31	70.25%
6560-02 - Security - Law Enf. Offi. (LEO)	0.00	10,000.00	-10,000.00	0.0%
6560-03 - Security - Subscription Licen.	32,798.25	60,988.00	-28,189.75	53.78%
6560-04 - Security - Perim./Access/CCTV	2,408.86	17,600.00	-15,191.14	13.69%
6560-05 - Security - Professional Serv.	2,250.00	15,400.00	-13,150.00	14.61%
6560-06 - Security - Prof. Services/IT	3,146.50	11,800.00	-8,653.50	26.67%
6560-00 - SECURITY EXPENSE - Other	144.99			
Total 6560-00 - SECURITY EXPENSE	48,827.29	127,288.00	-78,460.71	38.36%
6570-00 - REPAIRS/MAINT.-AERONAUTICAL EQU				
6570-01 - R/M Aeronautical Equip - NDB/DME	6,432.21	10,000.00	-3,567.79	64.32%
6570-02 - R/M Aeronautical Equip. - Tower	2,109.20	8,000.00	-5,890.80	26.37%
6570-03 - R/M Aeronautical Equip.-Swt. Sys	0.00	0.00	0.00	0.0%
6570-04 - R/M Aeron. Equip. - AWOS/ATIS	4,232.79	10,000.00	-5,767.21	42.33%
6570-05 - R/M Aeron. Equip/- Aircraft Ca	0.00	15,000.00	-15,000.00	0.0%

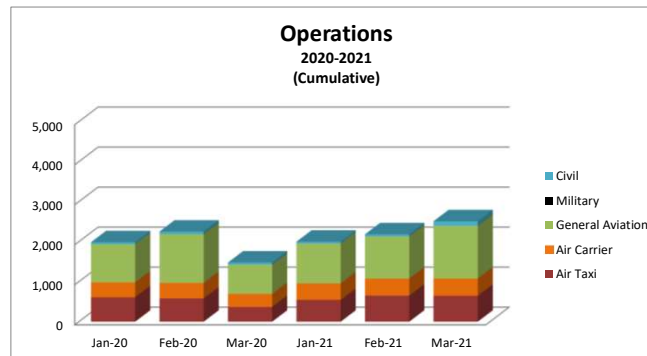
	Oct '20 - Mar 21	Budget	\$ Over Budget	% of Budget
Total 6570-00 · REPAIRS/MAINT.-AERONAUTICAL EQU	12,774.20	43,000.00	-30,225.80	29.71%
Total "B" EXPENSES - OPERATIONAL	454,229.05	863,138.00	-408,908.95	52.63%
Total "B" EXPENDITURES	1,132,228.92	1,966,335.00	-834,106.08	57.58%
"C" EXPENSES				
7001-00 · CAPITAL EXPENDITURES				
7001-0* · CONTINGENCY	0.00	0.00	0.00	0.0%
7001-01 · Land	0.00	0.00	0.00	0.0%
7001-02 · Buildings and Improvements	0.00	0.00	0.00	0.0%
7001-03 · Airfield & General Improvements	0.00	1,300,000.00	-1,300,000.00	0.0%
7001-04 · Office Equipment	0.00	0.00	0.00	0.0%
7001-05 · Maintenance Equipment /Vehicle	0.00	536,200.00	-536,200.00	0.0%
7001-06 · Assessments/Plans/Studies	0.00	90,000.00	-90,000.00	0.0%
7001-08 · Federal Grant Equipment	0.00	0.00	0.00	0.0%
7001-09 · Security Equipment	0.00	10,000.00	-10,000.00	0.0%
7001-10 · SRE Aquisition Non-AIP	7,702.55			
Total 7001-00 · CAPITAL EXPENDITURES	7,702.55	1,936,200.00	-1,928,497.45	0.4%
7110-00 · DOT/SCADGP				
7110-01 · DOT/SCASGP	0.00	0.00	0.00	0.0%
7110-02 · DOT/SCASGP - FMAA	0.00	0.00	0.00	0.0%
Total 7110-00 · DOT/SCADGP	0.00	0.00	0.00	0.0%
7500-00 · IDAHO STATE GRANT PROGRAM				
7500-18 · '18 ITD Grant (SUN-17 ITD/FMA)	0.00	0.00	0.00	0.0%
Total 7500-00 · IDAHO STATE GRANT PROGRAM	0.00	0.00	0.00	0.0%
7542-00 · AIP'42 EXPENSE-AC Apr Dsgn				
7542-01 · AIP '42 - Eligible	0.00	0.00	0.00	0.0%
7542-02 · AIP '42 Non-Eligible	0.00	0.00	0.00	0.0%
7542-03 · AIP 42 - Land Aquisition	0.00	0.00	0.00	0.0%
Total 7542-00 · AIP'42 EXPENSE-AC Apr Dsgn	0.00	0.00	0.00	0.0%
7543-00 · AIP '43 EXPENSE - AC Apr				
7543-01 · AIP'43- AC Apron - Eligible	0.00	0.00	0.00	0.0%
7543-02 · AIP '43-Prkng - Non-Eligibl	0.00	0.00	0.00	0.0%
7543-03 · AIP '43 - SRE Equipment	0.00	0.00	0.00	0.0%
7543-04 · AIP '43-RPZ Acq/Tree Rmvl	0.00	0.00	0.00	0.0%
7543-05 · AIP '43-Retainer - Eligible	0.00	0.00	0.00	0.0%
7543-06 · AIP '43 - Non-Elig. Retain	0.00	0.00	0.00	0.0%
Total 7543-00 · AIP '43 EXPENSE - AC Apr	0.00	0.00	0.00	0.0%
7544-00 · AIP '44 EXPENSE RPZ EA				
7544-01 · AIP '44 - Eligible	0.00	0.00	0.00	0.0%
7544-02 · AIP '44 - Non-Eligible	0.00	0.00	0.00	0.0%
Total 7544-00 · AIP '44 EXPENSE RPZ EA	0.00	0.00	0.00	0.0%
7545-00 · AIP '45 EXPENSE - Exp. AC Apron				
7545-01 · AIP '45 - Eligible	0.00	0.00	0.00	0.0%
7545-02 · AIP '45 - Non-Eligible	0.00	0.00	0.00	0.0%
7545-03 · AIP '45 - Retainer - Eligible	0.00	0.00	0.00	0.0%
7545-04 · AIP '45 - Non-Elig. Retainer	0.00	0.00	0.00	0.0%
Total 7545-00 · AIP '45 EXPENSE - Exp. AC Apron	0.00	0.00	0.00	0.0%
7546-00 · AIP '46 EXPENSE - SRE/ARFF EQU				
7546-01 · AIP '46 - Eligible	5,780.46	0.00	5,780.46	100.0%
7546-02 · AIP '46 - Non-Eligible	1,129.54	0.00	1,129.54	100.0%
7546-03 · AIP '46 - Retainer - Eligible	0.00	0.00	0.00	0.0%
7546-04 · AIP '46 - Non-Elig. Retainer	0.00	0.00	0.00	0.0%
Total 7546-00 · AIP '46 EXPENSE - SRE/ARFF EQU	6,910.00	0.00	6,910.00	100.0%
7547-00 · AIP '47 EXPENSE - Acq. SRE/ARFF				
7547-01 · AIP '47 - Eligible	667,839.35	0.00	667,839.35	100.0%
7547-02 · AIP '47 - Non-Eligible	22,000.00			
7547-03 · AIP '47 - Retainer - Eligible	-34,382.10			
Total 7547-00 · AIP '47 EXPENSE - Acq. SRE/ARFF	655,457.25	0.00	655,457.25	100.0%
7548-00 · AIP '48 EXPENSE - LAND ACQU				
7548-01 · AIP '48 - Eligible	0.00	0.00	0.00	0.0%
7548-02 · AIP '48 - Non-Eligible	0.00	0.00	0.00	0.0%
Total 7548-00 · AIP '48 EXPENSE - LAND ACQU	0.00	0.00	0.00	0.0%
7549-00 · AIP '49 - SRE Aqu., Pavement Ma				
7549-01 · AIP '49 - Eligible	3,593.10	45,000.00	-41,406.90	7.99%
7549-02 · AIP '49 - Non-Eligible	0.00	0.00	0.00	0.0%
7549-03 · AIP '49 - Retainer - Eligible	34,740.70	0.00	34,740.70	100.0%
7549-04 · AIP '49 - Non-Elig. Retainer	0.00	0.00	0.00	0.0%
Total 7549-00 · AIP '49 - SRE Aqu., Pavement Ma	38,333.80	45,000.00	-6,666.20	85.19%
7550-00 · Terminal Area Plan (TAP)				
7550-01 · AIP '50 - Eligible	76,789.40	30,000.00	46,789.40	255.97%

	Oct '20 - Mar 21	Budget	\$ Over Budget	% of Budget
Total 7550-00 · Terminal Area Plan (TAP)	76,789.40	30,000.00	46,789.40	255.97%
7551-00 · EA - Land Acq - Approach Protec				
7551-01 · AIP '51 - Eligible	130,230.52	160,000.00	-29,769.48	81.39%
Total 7551-00 · EA - Land Acq - Approach Protec	130,230.52	160,000.00	-29,769.48	81.39%
7552-00 · CARES Act				
7552-01 · AIP '52 - Eligible	0.00	0.00	0.00	0.0%
Total 7552-00 · CARES Act	0.00	0.00	0.00	0.0%
7599-00 · AIP Proj. Formulation/Rep. Airp				
7599-01 · AIP Replacement Airpt.-Prog. Ma	0.00	0.00	0.00	0.0%
7599-02 · AIP Replacement Airp.-Financial	0.00	0.00	0.00	0.0%
7599-03 · AIP Replacement Airp.-EIS	0.00	0.00	0.00	0.0%
Total 7599-00 · AIP Proj. Formulation/Rep. Airp	0.00	0.00	0.00	0.0%
8500-00 · Capital Imp. Program (CIP)				
8501-00 · CIP - General				
8501-01 · General	0.00	0.00	0.00	0.0%
8501-00 · CIP - General - Other	0.00	0.00	0.00	0.0%
Total 8501-00 · CIP - General	0.00	0.00	0.00	0.0%
8502-00 · Land Acq - Approach Protection				
8502-01 · CIP-Land Acqu-Approach Protecti	8,776.00	500,000.00	-491,224.00	1.76%
Total 8502-00 · Land Acq - Approach Protection	8,776.00	500,000.00	-491,224.00	1.76%
8503-00 · CIP 03-2021 Rehab RW, TW & Apro				
8503-01 · CIP 03-2020 Rehab RW, TW & Apro	155,520.71	600,000.00	-444,479.29	25.92%
Total 8503-00 · CIP 03-2021 Rehab RW, TW & Apro	155,520.71	600,000.00	-444,479.29	25.92%
Total 8500-00 · Capital Imp. Program (CIP)	164,296.71	1,100,000.00	-935,703.29	14.94%
"C" EXPENSES - Other	1,004.64			
Total "C" EXPENSES	1,080,724.87	3,271,200.00	-2,190,475.13	33.04%
Total EXPENDITURES	3,153,041.48	6,991,936.77	-3,838,895.29	45.1%
69810 · Bank Service Charges	0.00	0.00	0.00	0.0%
9999-00 · Depreciation	0.00	0.00	0.00	0.0%
9999-10 · IMPAIRMENT LOSS	0.00	0.00	0.00	0.0%
Total Expense	3,153,041.48	6,991,936.77	-3,838,895.29	45.1%
Net Ordinary Income	937,655.55	-2,974,084.27	3,911,739.82	-31.53%
Other Income/Expense				
Other Expense				
Supplies - Terminal Parking	0.00	0.00	0.00	0.0%
Total Other Expense	0.00	0.00	0.00	0.0%
Net Other Income	0.00	0.00	0.00	0.0%
Net Income	937,655.55	-2,974,084.27	3,911,739.82	-31.53%

**Friedman Memorial Airport
March 2021**

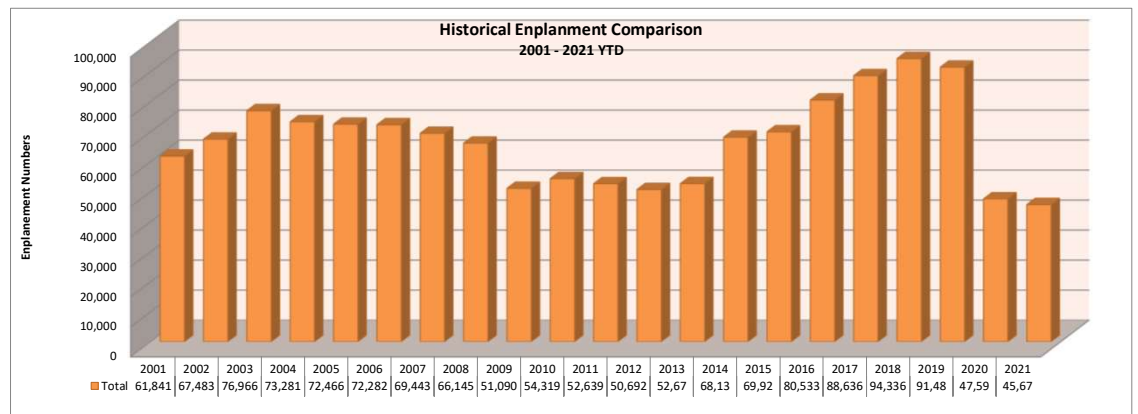
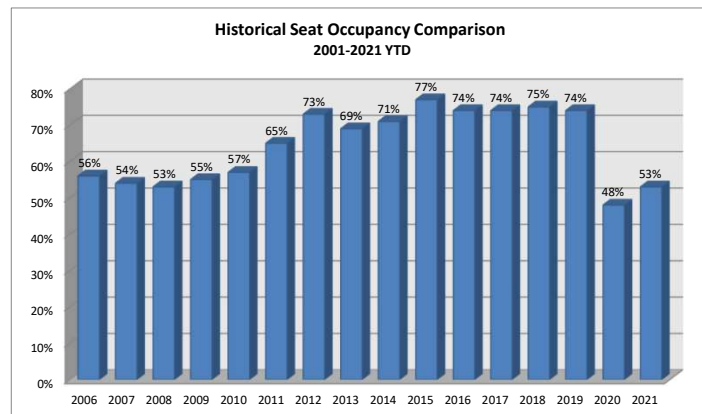
ATTACHMENT 4

ATCT Traffic Operations Record																					
Month	2001	2002	2003	2004	2005	2006	2007	2008	2009	2010	2011	2012	2013	2014	2015	2016	2017	2018	2019	2020	2021
January	3,622	3,893	3,912	2,600	3,028	2,787	4,547	2,520	2,070	2,379	2,408	2,098	2,454	2,128	2,249	1,842	1,665	2,019	2,172	1,987	2,001
February	4,027	4,498	3,073	3,122	3,789	3,597	3,548	2,857	2,244	2,647	2,117	2,205	2,612	1,417	2,268	2,533	1,629	1,914	1,187	2,253	2,185
March	4,952	5,126	3,086	4,097	3,618	2,918	4,677	3,097	2,145	2,709	1,813	1,921	2,753	1,924	2,023	1,917	1,895	1,860	2,016	1,480	2,512
April	2,494	3,649	2,213	2,840	2,462	2,047	2,581	2,113	1,724	1,735	1,604	1,513	1,509	1,210	1,337	1,380	1,426	1,257	1,116	616	0
May	3,905	4,184	2,654	3,282	2,729	2,134	1,579	2,293	2,280	1,891	1,533	1,693	1,852	555	668	1,501	1,802	1,442	1,174	1,127	0
June	4,787	5,039	4,737	4,438	3,674	3,656	5,181	3,334	2,503	3,019	2,898	2,761	3,203	2,164	2,387	2,475	2,502	2,552	2,292	2,069	0
July	6,359	8,796	6,117	5,910	5,424	5,931	7,398	4,704	4,551	5,005	5,004	4,810	5,345	4,345	4,159	4,562	4,573	5,033	4,266	3,356	0
August	6,479	6,917	5,513	5,707	5,722	6,087	8,196	4,570	4,488	4,705	4,326	3,823	4,644	3,114	2,932	3,719	3,873	3,175	3,260	2,859	0
September	3,871	4,636	4,162	4,124	4,609	3,760	4,311	2,696	3,376	3,128	3,359	2,396	2,403	2,237	2,292	2,379	2,036	2,224	2,235	2,692	0
October	3,879	3,656	3,426	2,936	3,570	3,339	3,103	2,134	2,145	2,012	1,886	1,658	1,874	1,760	1,789	1,377	1,939	1,670	1,571	2,212	0
November	3,082	2,698	2,599	2,749	2,260	2,912	2,892	1,670	1,901	1,309	1,114	1,325	1,475	908	1,229	1,314	1,135	1,392	1,328	1,365	0
December	3,401	2,805	3,247	3,227	2,722	3,834	2,699	1,848	2,272	1,811	2,493	2,066	2,016	1,545	1,482	1,717	2,217	2,033	1,960	2,051	0
Totals	50,858	55,897	44,739	45,032	43,607	43,002	50,712	33,836	31,699	32,350	30,555	28,269	32,140	23,307	24,815	26,716	26,692	26,571	24,577	24,067	6,698



ATCT Operations Change (March 2020 vs. March 2021)			
	2021	2020	% Change
Air Taxi	648	370	75.1%
Air Carrier	432	327	32.1%
General Aviation	1,318	729	80.8%
Military	2	2	0.0%
Civil	112	52	115.4%
Total	2,512	1,480	69.7%
YTD Total	6,698	5,720	17.1%

2021 Seat Occupancy																			
Date	Alaska Airlines				Delta Airlines				United Airlines				Seat Occupancy Totals			Seat Occupancy Totals Prior Year Comparison			
	Departure Flights	Seats Available*	Seats Occupied	Percent Occupied	Departure Flights	Seats Available*	Seats Occupied	Percent Occupied	Departure Flights	Seats Available*	Seats Occupied	Percent Occupied	Total Seats Available	Total Seats Occupied	Total Percent Occupied	% Change Total Seats Available	% Change Total Seats Occupied	Change in Load Factor %	
Jan-21	32	2,432	1,416	58%	123	8,640	3,168	37%	57	3,996	1,953	49%	15,068	6,537	43%	14%	-29%	-27%	
Feb-21	39	2,964	1,907	64%	112	7,852	3,859	49%	58	4,060	2,081	51%	14,876	7,847	53%	1%	-31%	-24%	
Mar-21	36	2,736	2,038	74%	124	8,686	4,918	57%	58	4,060	2,576	63%	15,482	9,532	62%	21%	49%	12%	
Totals	107	8,132	5,361	66%	359	25,178	11,945	47%	173	12,116	6,610	55%	45,426	23,916	53%	12%	-11%	-14%	
Note:	*Preliminary available seat calculations based on scheduled flights. Actual available seat calculations will be updated periodically when official DOT numbers are obtained.																		



**Friedman Memorial Airport
March 2021**

2021 Enplanements																		
Date	Alaska Airlines					Delta Airlines					United Airlines					Total Enp.	Prior Year Total Enp.	Total % Change
	Revenue	Non-Revenue	Total	Prior Year Month	Total % Change	Revenue	Non-Revenue	Total	Prior Year Month	Total % Change	Revenue	Non-Revenue	Total	Prior Year Month	Total % Change			
Jan-21	1,355	61	1,416	1,862	-24%	3,101	67	3,168	3,922	-19%	1,905	48	1,953	3,453	-43%	6,537	9,237	-29.2%
Feb-21	1,844	63	1,907	2,146	-11%	3,791	68	3,859	4,613	-16%	2,040	41	2,081	4,576	-55%	7,847	11,335	-30.8%
Mar-20	1,976	62	2,038	1,274	60%	4,860	58	4,918	2,659	85%	2,507	69	2,576	2,467	4%	9,532	6,400	48.9%
Totals	5,175	186	5,361	5,282	1%	11,752	193	11,945	11,194	7%	6,452	158	6,610	10,496	-37%	23,916	26,972	-11.3%

2021 Deplanements																		
Date	Alaska Airlines					Delta Airlines					United Airlines					Total Dep.	Prior Year Total Dep.	Total % Change
	Revenue	Non-Revenue	Total	Prior Year Month	Total % Change	Revenue	Non-Revenue	Total	Prior Year Month	Total % Change	Revenue	Non-Revenue	Total	Prior Year Month	Total % Change			
Jan-21	912	57	969	1,642	-41%	2,509	48	2,557	3,069	-17%	1,110	37	1,147	2,614	-56%	4,673	7,325	-36.2%
Feb-21	1,930	56	1,986	2,354	-16%	3,913	54	3,967	4,551	-13%	2,169	46	2,215	4,704	-53%	8,168	11,609	-29.6%
Mar-21	1,734	71	1,805	1,030	75%	4,814	56	4,870	2,284	113%	2,176	71	2,247	1,875	20%	8,922	5,189	71.9%
Totals	4,576	184	4,760	5,026	-5%	11,236	158	11,394	9,904	15%	5,455	154	5,609	9,193	-39%	21,763	24,123	-9.8%

