

**NOTICE OF A REGULAR MEETING OF  
THE FRIEDMAN MEMORIAL AIRPORT AUTHORITY**

**PLEASE TAKE NOTICE** that a regular meeting of the Friedman Memorial Airport Authority shall be held Tuesday, November 17, 2020 at 5:30 p.m. at the **old Blaine County Courthouse Meeting Room Hailey, Idaho**. All matters shall be considered Joint Decision Matters unless otherwise noted. **This meeting is open to the public, but attendees are STRONGLY ENCOURAGED to attend by web access. Instructions below:**

Please join the meeting from your computer, tablet, or smartphone.

<https://global.gotomeeting.com/join/723981309>

You can also dial in using your phone.

United States: 1 (312) 757-3121

Dial In Access Code: 723-981-309

The proposed Agenda for the meeting is as follows:

**AGENDA  
November 17, 2020**

- I. APPROVE AGENDA – ACTION ITEM**
- II. PUBLIC COMMENT (10 Minutes Allotted)**
- III. FRIEDMAN MEMORIAL AIRPORT AUTHORITY MEETING MINUTES OF:**
  - A. October 6, 2020 Regular Meeting – Motion to Approve – **Attachment #1 ACTION ITEM**
- IV. REPORTS**
  - A. Chairman Report
  - B. Blaine County Report
  - C. City of Hailey Report
  - D. Fly Sun Valley Alliance Report
  - E. Airport Manager Report
- V. AIRPORT STAFF BRIEF (5 Minutes Allotted)**
  - A. Noise Complaints in October
  - B. Profit & Loss, ATCT Traffic Operations Count and Enplanement Data – **Attachment #2 – #4**
  - C. Airport Commercial Flight Interruptions (unofficial)
  - D. Review Correspondence
- VI. ACTION ITEMS (a vote may occur but is not required to be taken)**
  - A. NEW BUSINESS
    - 1. Contract for Winter 2020/2021 Bussing Services with Caldwell Transportation Company – Consideration of Approval – **Attachment #5 ACTION ITEM**
    - 2. Recommendation of Award for Multi-Tasking Equipment (MTE) for Airfield Snow Removal – Consideration of Approval – **Attachment #6 ACTION ITEM**
  - B. CONTINUING BUSINESS
    - 1. None
- VII. DISCUSSION AND UPDATES**
  - A. NEW BUSINESS
    - 1. None
  - B. CONTINUING BUSINESS
    - 1. Miscellaneous
      - i. Joint Powers Agreement Consideration of Extension – Discussion
    - 2. Construction and Capital Projects
      - i. None
    - 3. Airport Planning Projects
      - i. Environmental Assessment (Land Acquisition) – Update
      - ii. Terminal Area Plan – Update
- VIII. PUBLIC COMMENT**
- IX. EXECUTIVE SESSION**
  - I.C. §74-206 (1),(c) To acquire an interest in real property which is not owned by a public agency**
  - I.C. §74-206 (1),(f) To communicate with legal counsel to discuss legal ramifications for controversy imminently likely to be litigated**
- X. ADJOURNMENT**

FRIEDMAN MEMORIAL AIRPORT AUTHORITY MEETINGS ARE OPEN TO ALL INTERESTED PARTIES. SHOULD YOU DESIRE TO ATTEND A BOARD MEETING AND NEED A REASONABLE ACCOMMODATION TO DO SO, PLEASE CONTACT THE AIRPORT MANAGER'S OFFICE AT LEAST ONE WEEK IN ADVANCE BY CALLING 208-788-4956 OR WRITING TO 1616 AIRPORT CIRCLE, HAILEY, IDAHO 83333.

**FMAA Meeting Brief 11-17-20**

**III. FRIEDMAN MEMORIAL AIRPORT AUTHORITY MEETING MINUTES OF:**

A. October 6, 2020 Regular Meeting – Motion to Approve - **Attachment #1 ACTION ITEM**

**IV. REPORTS**

A. Chairman Report

This item is on the agenda to permit a Chairman report if appropriate.

B. Blaine County Report

This item is on the agenda to permit a County report if appropriate.

C. City of Hailey Report

This item is on the agenda to permit a City report if appropriate.

D. Fly Sun Valley Alliance Report

This item is on the agenda to permit a report if appropriate.

E. Airport Manager Report

This item is on the agenda to permit an Airport Manager report if appropriate.

**V. AIRPORT STAFF BRIEF - (5 Minutes Allotted)**

A. Noise Complaints in October

LOCATION	DATE	TIME	AIRCRAFT TYPE	INCIDENT	ACTION/RESPONSE
Hailey	10/18/2020	4-6 PM	N/A	Fumes from airplane have caused CO detectors to alarm	Call back - Resident was informed airplane fumes will not cause CO levels to rise to dangerous levels. Call 911 if CO detectors go off again
Foxmore Ln, Hailey	10/19/2020	12:00 PM	Prop	Airplane conducting T&Gs is bothersome	Attempted call back - no answer
Hailey	10/19/2020	12:00 PM	Prop	Loud A/C noise	Attempted call back - no answer
4 <sup>th</sup> St, Hailey	10/27/2020	9:18 AM		Loud A/C noise	No action necessary

## FMAA Meeting Brief 11-17-20

B. Profit & Loss, ATCT Traffic Operations Count and Enplanement Data - **Attachments #2 - #4**

**Attachment #2** is Friedman Memorial Airport Profit & Loss Budget vs. Actual (unaudited)

**Attachment #3** is 2001 - 2020 ATCT Traffic Operations Record comparison by month

**Attachment #4** is 2020 Enplanements, Deplanements and 2020 Seat Occupancy data

The following revenue and expense analysis is provided for Board information and review:

### August 2020

Total Non-Federal Revenue	August, 2020	\$324,463.68
Total Non-Federal Revenue	August, 2019	\$412,171.88
Total Non-Federal Revenue	FY '20 thru August	\$3,510,579.78
Total Non-Federal Revenue	FY '19 thru August	\$3,737,109.26
Total Non-Federal Expenses	August, 2020	\$274,861.44
Total Non-Federal Expenses	August, 2019	\$276,780.75
Total Non-Federal Expenses	FY '20 thru August	\$3,430,690.57
Total Non-Federal Expenses	FY '19 thru August	\$3,251,568.98
Net Income excluding Federal Programs	FY '20 thru August	\$79,889.21
Net Income excluding Federal Programs	FY '19 thru August	\$485,540.28
Net Income to include Federal Programs	FY '20 thru August	-\$357,885.05
Net Income to include Federal Programs	FY '19 thru August	\$485,540.28

### September 2020

Total Non-Federal Revenue	September, 2020	\$318,217.05
Total Non-Federal Revenue	September, 2019	\$289,723.55
Total Non-Federal Revenue	FY '20 thru September	\$3,828,796.83
Total Non-Federal Revenue	FY '19 thru September	\$4,026,832.81
Total Non-Federal Expenses	September, 2020	-\$106,912.38
Total Non-Federal Expenses	September, 2019	\$231,091.80
Total Non-Federal Expenses	FY '20 thru September	\$3,323,778.19
Total Non-Federal Expenses	FY '19 thru September	\$3,482,660.78
Net Income excluding Federal Programs	FY '20 thru September	\$505,018.64
Net Income excluding Federal Programs	FY '19 thru September	\$544,172.03
Net Income to include Federal Programs	FY '20 thru September	\$2,894,821.47
Net Income to include Federal Programs	FY '19 thru September	\$2,536,484.17

**FMAA Meeting Brief 11-17-20**

C. Airport Commercial Flight Interruptions (unofficial):

<b>AIRLINE</b>	<b>FLIGHT CANCELLATIONS</b>	<b>FLIGHT DIVERSIONS</b>
Alaska Airlines	None	None
Delta	None	1
United	N/A	N/A

D. Review Correspondence

None

**VI. ACTION ITEMS (a vote may occur but is not required to be taken)**

A. NEW BUSINESS

1. Contract for Winter 2020/2021 Bussing Services with Caldwell Transportation Company (CTC) – Consideration of Approval – **Attachment #5 ACTION ITEM**

Fly Sun Valley Alliance is anticipating much higher MRG air service contract costs in FY21 in addition to a lower overall budget due to decreased LOT revenues. After discussions with Staff and the completion of a financial analysis, the Airport's CARES Act grant will provide the flexibility for the airport to absorb the FY'21 costs associated with Fixed Cost Bussing services provided by Caldwell Transportation Company (CTC) in the amount of \$180,000. As a reminder, these bussing services benefit all outbound and inbound passengers for all airlines using SUN. While not originally budgeted when the airport's FY'21 budget was approved by the Board in August 2020, the approved budget provides some flexibility to accommodate this expense while staying within the overall approved budget amount. As stated above, financial projections to analyze the impact of this expense on the budget have been completed and coordinated with the Airport Finance Committee.

**ACTION REQUESTED:** Recommend execution of an agreement between FMAA and CTC for bussing services provided to all airlines operating at SUN for FY'21 only, in the amount of \$180,000.

2. Recommendation of Award for Multi-Tasking Equipment (MTE) for Airfield Snow Removal – Consideration of Approval – **Attachment #6 ACTION ITEM**

The airport recently took possession of a new piece of Snow Removal Equipment (SRE) comprised of a carrier vehicle with a 24' front mount plow and a 22' mid-mount broom with air blast system referred to as Multi-Tasking Equipment (MTE). This equipment was "piggybacked" off a procurement by the Idaho Falls Regional Airport where the low bidder was M-B Companies of New Holstein, WI with a price of \$680,114.

This equipment will be a force multiplier for winter snow removal operations as it serves two functions (both plow and broom) with one operator. Based on several factors, including the new instrument approach becoming available and continual need to replace and enhance our snow removal fleet capabilities and fleet, Staff believes it necessary to proceed with ordering a second MTE from M-B Companies at the original bid price of

## FMAA Meeting Brief 11-17-20

\$684,213 (including Change Order). The Airport would take delivery of the vehicle after September 30, 2021, so payment would be due as a FY '22 expense.

Due to lead time, it is critical to place the order now so the equipment is delivered before next winter. This acquisition is to be funded with local funds only relieving the need to complete FAA procurement requirements.

**ACTION REQUESTED:** Motion to Approve acquisition of a second MTE from M-B Companies at the original bid price of \$684,213.

### B. CONTINUING BUSINESS

1. None

## VII. DISCUSSION AND UPDATES

### A. NEW BUSINESS

1. None

### B. CONTINUING BUSINESS

1. Miscellaneous

#### i. Joint Powers Agreement Consideration of Extension – Discussion

This item remains on the agenda for additional discussion and updates by the Board if necessary.

As discussed at the August and September FMAA meetings, the Amended and Restated Joint Powers Agreement (JPA) between Blaine County and the City of Hailey dated July, 2011, expires on December 31, 2020. The JPA is the enabling document for the Friedman Memorial Airport Authority as an independent entity and is necessary to maintain the current operation of the Authority and the Airport. The 2011 amendment to the JPA contemplated normal operations of the Airport as well as revised provisions addressing the planning of a replacement airport. This expanded the Board from 5 to 7 and requires at least two votes from each the County and the City on almost all decisions. The 2011 JPA remains the document under which the Authority and airport currently operate.

The present JPA could be amended to simply extend its duration for a period of time, or a more extensive revision may be appropriate based on discussions between the City and County. In any event, a decision to extend and/or otherwise amend the JPA must be made no later than our December, 2020 meeting.

#### 2. Construction and Capital Projects

- i. None

## FMAA Meeting Brief 11-17-20

### 3. Airport Planning Projects

#### i. Environmental Assessment (Land Acquisition) – Update

Preparation of an Environmental Assessment for the land acquisition project continues. Efforts to date include preparation of the description of proposed project, purpose and need, project alternatives, and identification of affected environment and potential environmental consequences. In coordination with the landowner, Mead & Hunt and their subconsultants conducted fieldwork to identify biological and cultural resources within the project area in September and October. These studies include checking for wetlands, surface waters, habitats, historic and archeological resources that could be impacted by the acquisition of this property. The studies included careful consideration of the proposed location for GA hangars and apron space.

Coordination with the FAA is ongoing to discuss the project and coordination on cultural resources, specifically impacts to the historic district and features on the subject property. A preliminary Draft Environmental Assessment is anticipated in November for FMAA review. FAA review of the document is expected in early 2021. Public release of the draft document for review and comment is expected early next year. Completion of the Environmental Assessment process, including a Finding of No Significant Impact by the FAA, is expected in spring of 2021.

No additional updates are intended to be given by staff at the meeting unless the Board has specific questions or requests additional information

#### ii. Terminal Area Plan – Update

Preparation of the Terminal Area Plan continues by Mead & Hunt. Existing conditions preliminary technical brief is close to completion, the consultant team completed interviews/discussions with terminal tenants including SkyWest, Horizon, TSA, and the rental car companies the week of November 9. A technical brief on the capacity analysis will be completed November 20. Initial recommendations on focus areas for improvements will be made following the capacity assessment.

No additional updates are intended to be given by staff at the meeting unless the Board has specific questions or requests additional information

### VIII. PUBLIC COMMENT

- IX. EXECUTIVE SESSION – I.C. §74-206 (1),(c) To acquire an interest in real property which is not owned by a public agency  
I.C. §74-206 (1),(f) To communicate with legal counsel to discuss legal ramifications for controversy imminently likely to be litigated

### X. ADJOURNMENT

**MINUTES OF A REGULAR MEETING  
OF THE  
FRIEDMAN MEMORIAL AIRPORT AUTHORITY  
October 6, 2020  
5:30 P.M.**

**IN ATTENDANCE:**

**BOARD MEMBERS:** Chairman - Jacob Greenberg, Vice-Chairman – Don Keirn, Treasurer - Ron Fairfax, Board Members - Fritz Haemmerle, Angenie McCleary, Patrick Cooley, Dick Fosbury

**FRIEDMAN MEMORIAL AIRPORT STAFF:** Airport Manager – Chris Pomeroy, Airport Security Coordinator – Steve Guthrie, Finance & Administration Manager – Brent Davis, Airport Operations Coordinator – Sarah Funk, Airport Administrative Coordinators – Sue Heaphy & Jenna Elliott

**CONSULTANTS:** T-O Engineers –Nathan Cuvala, Mead & Hunt – Brad Rolf, C.A. Johnson Consulting – Chris Johnson, Studio 360 – Sarah Shepard

**AIRPORT LEGAL COUNSEL:** Lawson Laski Clark, PLLC – Jim Laski

**CALL TO ORDER:**

The meeting was called to order at 5:30 p.m. by Chairman Greenberg

**I. APPROVE AGENDA**

The agenda was approved as presented.

**MOTION:** *Made by Board Vice-Chairman Keirn to approve the agenda.  
Seconded by Board Member Cooley.*

**PASSED UNANIMOUSLY**

**II. PUBLIC COMMENT**

Airport Manager Pomeroy announced Jackson Jet Center in Boise has taken over Atlantic Aviation aircraft maintenance and services at FMA. Jeff Jackson and Drew Hutchinson introduced themselves to the Board and stated they are excited for the opportunity to work at FMA. Board Member Fairfax asked if they will be doing annual inspections, Drew Hutchinson responded that they will not be doing them at this time, however they can be done in Boise. Jeff Jackson followed up stating the plan for Jackson Aviation is to expand services after Drew gets settled in at FMA.

**III. APPROVE FMAA MEETING MINUTES**

A. September 1, 2020 Regular Meeting Minutes - **Attachment #1**

**MOTION:** *Made by Board Member Fairfax to approve the board meeting minutes of the September 1, 2020 Regular Meeting.  
Seconded by Board Vice-Chairman Keirn.*

**PASSED UNANIMOUSLY**

**IV. REPORTS**

A. Chairman Report

Chairman Greenberg reported he has been meeting with the FMA Finance and Land Acquisition Committees; both have been active and moving forward. There will be an update on the land acquisition during the executive session tonight.

B. Blaine County Report

Board Member Fosbury reported Blaine County has been alternating between Orange and Red Category for COVID-19, and at the time of this meeting, Blaine County was categorized as Orange (High Risk Level). Board Member Fosbury asked for all members of the community to follow the CDC guidelines for COVID-19. Board Member McCleary reported there was discussion with the medical directors and city mayors on the potential of considering a 14-day quarantine for visitors. There was Board discussion regarding implementing a 14-day quarantine and the affect it could potentially have on the airport. Board Member McCleary stated there is no recommendation for visitor quarantine at this time.

- C. City of Hailey Report  
Board Member Haemmerle reiterated Board Member Fosbury asking the public to adhere to CDC guidelines for COVID-19.
- D. Fly Sun Valley Alliance Report  
No Report was given.
- E. Airport Manager Report (see Power Point Presentation)  
Airport Manager Pomeroy reported September passenger enplanements are down from last September 57.6%, however operations are up 20% from last year. This brings the total year-to-date operations to -6.5% from 2019.  
Airport Manager Pomeroy reported he has been working with Carol Waller, Sun Valley Alliance, on the winter schedule for air carriers. Due to COVID, Airport Manager Pomeroy is not sure if FMA will continue the terminal host program and asked for Board input. There was interest by the Board to continue with the host program, so Airport Manager Pomeroy will move forward to see if FMA can hire this position during the holiday/peak season.  
Airport Manager Pomeroy reported he is expecting the new approach procedure to come online next month with air carrier service starting December 1<sup>st</sup>. The FMA operations department has been busy planning and training for the increase in operations.  
Airport Manager Pomeroy reported the Triennial Drill was very successful and thanked Greg Beaver and the operations staff for a job well done. Airport Manager Pomeroy also thanked local fire fighters and first responders for participating in drill.  
Airport Manager Pomeroy reported our Annual TSA inspection went extremely well and thanked Steve Guthrie for his outstanding efforts as the FMA Security Coordinator.  
Airport Manager Pomeroy reported Tim Burke, the new FMA Airport Operations Manager, will be starting in two weeks.  
Airport Manager Pomeroy reported the multi-tasking equipment (MTE) was delivered last month and the ARFF Fire Truck will be delivered next week.  
Airport Manager Pomeroy plans to attend the NWAAAE Annual Membership Meeting in Salt Lake City on October 23. He is currently serving on the NWAAAE Board as Secretary/Treasurer and has been nominated as 2<sup>nd</sup> Vice President for 2021.  
Airport Manager Pomeroy reported the following is "On the Horizon:"
  - Reschedule November FMAA Board Meeting
  - Snow Removal Equipment – recommendation of award

## V. AIRPORT STAFF BRIEF

- A. Noise Complaints in September
- B. Profit & Loss, ATCT Traffic Operations Count and Enplanement Data (See **Attachment #2-#4**)
- C. Airport Commercial Flight Interruptions (unofficial)
- D. Review Correspondence

## VI. ACTION ITEMS

- A. NEW BUSINESS (See Brief & Power Point)
  1. T-O Work Order 21-01, Runway 13/31, Taxiway B, Sections 1 and 3 Aprons, Pavement Rehabilitation and Maintenance Consideration of Approval – **Attachment #5 ACTION ITEM**  
Airport Manager Pomeroy explained T-O Work Order 21-01, Rehabilitate Runway 13-31, Taxiway and Section 1 & 3 Aprons. The work order is for design and bid services with a fee estimate of \$477,358.17. The project is AIP eligible. With the FMAA share of 6.25%, the project total would be \$29,835, which is currently included in the FMA FY '21 budget. The proposed project timeline is as follows:
    - Design: winter 2021



- Bid: spring 2021
- Construction: spring 2022

Airport Manager Pomeroy outlined some additions to the runway: install runway surface condition system, paved shoulders, construct a blast pad, replace runway signs, and relocate perimeter fence.

Board Member Fairfax expressed concern about the proposed timeline. He asked why FMA will be bidding in spring of 2021 with work starting over a year later in summer 2022. Nathan Cuvala with T-O Engineers responded that FMA needs a firm contract in order to receive the FAA grant. When FMA receives the grant from the FAA, which is expected in the summer of 2021, then the contractor can lock in firm costs for the project. Cuvala confirmed the contract will have provisions for the contractor to lock in firm costs, therefore FMA can receive accurate bid for project.

**MOTION:** *Made by Board Member Haemmerle to approve T-O Work Order #21-01 in the amount of \$477,358.17. Seconded by Board Member Fairfax.*

**PASSED UNANIMOUSLY**

2. The Car Park – One (1)–Year Contract Extension – Consideration of Approval - **Attachment #6 ACTION ITEM**

Airport Finance Manager Davis asked the Board to consider a one-year extension on the Management Contract with The Car Park. The terms are identical to the original contract and the extension would be for one year starting October 2020. A re-evaluation period would be in Spring of 2021.

**MOTION:** *Made by Board Member Haemmerle to approve the one-year extension of The Car Park contract. Seconded by Board Member McCleary.*

**PASSED UNANIMOUSLY**

3. Surplus Property Disposal – **Attachment #7 ACTION ITEM**

Airport Finance Manager Davis reported that FMA has compiled a list items for surplus disposal, noting these items are no longer needed for airport operations. Attachment #7 contains descriptions, details, age, and estimated worth of items for sale. If the Board approves the list, it would be advertised in the local newspaper and items would be sold via a sealed bid process.

**MOTION:** *Made by Board Member Fosbury to approve the surplus property list and put it out to auction for disposal. Seconded by Board Member Haemmerle.*

**PASSED UNANIMOUSLY**

B. CONTINUING BUSINESS

1. None

**VII. DISCUSSION AND UPDATES**

A. NEW BUSINESS

1. None

B. CONTINUING BUSINESS

1. **Miscellaneous**

- i. Joint Powers Agreement Consideration of Extension - Discussion

Airport Manager Pomeroy checked in with Board members on status of the City and County regarding the Joint Powers Agreement. Both the City of Hailey and Blaine County agreed they expect to meet the deadline of December 2020.

2. **Construction and Capital Projects**

- i. Air Traffic Control Tower Relocation - Update

Airport Manager Pomeroy reported he and Airport Consultant Bill Payne continue to reach out to the NextGen office to show FMA's interest in the remote tower pilot program. Airport Manager Pomeroy said there have

been significant delays due to COVID-19, however he continues to move forward and is working with vendors. If FMA is not accepted into the pilot program, he, along with consultants and the Board, still feel a remote tower program would be the best possible solution for FMA. Board Chairman Greenberg has been an active participant in this process and agrees with Airport Manager Pomeroy.

**3. Airport Planning Projects**

i. Environmental Assessment (Land Acquisition) – Update

Airport Manager Pomeroy reported the following has been completed: project description, purpose and need, project alternatives and identification of affected environment and potential environmental consequences. A field visit was conducted on September 28-30<sup>th</sup>. The next steps are cultural resources coordination with a preliminary draft EA expected by the end of October.

ii. Terminal Area Plan - Update

Airport Manager Pomeroy reported a terminal area existing conditions analysis and an enplanement and passenger profile has been completed. Next steps scheduled to be completed in October are as follows:

- Existing Conditions preliminary technical brief
- Capacity assessment/stakeholder coordination with our tenants.
- Capacity assessment preliminary technical brief

**VIII. PUBLIC COMMENT**

No Public Comment

**IX. EXECUTIVE SESSION**

**MOTION:** *Made by Board Member Haemmerle to enter into executive session pursuant to Idaho Code §74-206 paragraph 1(c) to acquire an interest in real property which is not owned by a public agency. Seconded by Board Member Fosbury.*

**Roll Call Vote:**

<b>Board Member Cooley</b>	<b>Yes</b>
<b>Board Member Fairfax</b>	<b>Yes</b>
<b>Board Member Haemmerle</b>	<b>Yes</b>
<b>Board Member Fosbury</b>	<b>Yes</b>
<b>Board Member McCleary</b>	<b>Yes</b>
<b>Board Chairman Greenberg</b>	<b>Yes</b>

**PASSED UNANIMOUSLY**

**X. ADJOURNMENT**

The October 6, 2020 Regular Meeting of the Friedman Memorial Airport Authority was adjourned at approximately 6:49 p.m.

---

Angenie McCleary, Secretary

\* *Additional resources/materials that should be reviewed with these meeting minutes include but are not limited to the Friedman Memorial Airport Authority Board Packet briefing, the PowerPoint presentation prepared for this meeting and any referenced attachments.*

11:14 AM

11/05/20

**Friedman Memorial Airport  
Profit & Loss Budget vs. Actual (COMBINED '20)**

Accrual Basis

	Oct '19 - Aug 20	Budget	\$ Over Budget	% of Budget
<b>Ordinary Income/Expense</b>				
<b>Income</b>				
4000-00 · AIRCARRIER				
4000-01 · Aircarrier - Lease Space	324,920.11	320,833.00	4,087.11	101.3%
4000-02 · Aircarrier - Landing Fees	160,172.91	185,000.00	-24,827.09	86.6%
4000-03 · Aircarrier - Gate Fees	0.00	0.00	0.00	0.0%
4000-04 · Aircarrier - Utility Fees	330.00	0.00	330.00	100.0%
4010-07 · Aircarrier - '14 PFC App	236,629.00	357,000.00	-120,371.00	66.3%
<b>Total 4000-00 · AIRCARRIER</b>	<b>722,052.02</b>	<b>862,833.00</b>	<b>-140,780.98</b>	<b>83.7%</b>
4020-00 · TERMINAL AUTO PARKING REVENUE				
4020-01 · Automobile Parking - Terminal	278,155.45	480,000.00	-201,844.55	57.9%
<b>Total 4020-00 · TERMINAL AUTO PARKING REVENUE</b>	<b>278,155.45</b>	<b>480,000.00</b>	<b>-201,844.55</b>	<b>57.9%</b>
4030-00 · AUTO RENTAL REVENUE				
4030-01 · Automobile Rental - Commission	459,410.97	560,000.00	-100,589.03	82.0%
4030-02 · Automobile Rental - Lease Space	26,610.76	26,675.00	-64.24	99.8%
4030-03 · Automobile Rental - Auto Prkng	57,018.50	100,750.00	-43,731.50	56.6%
4030-04 · Automobile Rental - Utilities	1,429.38	2,500.00	-1,070.62	57.2%
<b>Total 4030-00 · AUTO RENTAL REVENUE</b>	<b>544,469.61</b>	<b>689,925.00</b>	<b>-145,455.39</b>	<b>78.9%</b>
4040-00 · TERMINAL CONCESSION REVENUE				
4040-01 · Terminal Shops - Commission	7,301.78	9,600.00	-2,298.22	76.1%
4040-03 · Terminal Shops - Utility Fees	1,429.36	0.00	1,429.36	100.0%
4040-10 · Advertising - Commission	26,030.65	43,500.00	-17,469.35	59.8%
4040-11 · Vending Machines - Commission	5,282.48	14,000.00	-8,717.52	37.7%
4040-12 · Terminal ATM	825.00	825.00	0.00	100.0%
<b>Total 4040-00 · TERMINAL CONCESSION REVENUE</b>	<b>40,869.27</b>	<b>67,925.00</b>	<b>-27,055.73</b>	<b>60.2%</b>
4050-00 · FBO REVENUE				
4050-01 · FBO - Lease Space	161,901.60	159,900.00	2,001.60	101.3%
4050-02 · FBO - Tiedown Fees	295,427.65	365,000.00	-69,572.35	80.9%
4050-03 · FBO - Landing Fees - Trans.	514,777.93	335,000.00	179,777.93	153.7%
4050-04 · FBO - Commission	22,958.77	24,000.00	-1,041.23	95.7%
4050-07 · FBO - Miscellaneous	0.00	0.00	0.00	0.0%
<b>Total 4050-00 · FBO REVENUE</b>	<b>995,065.95</b>	<b>883,900.00</b>	<b>111,165.95</b>	<b>112.6%</b>
4060-00 · FUEL FLOWAGE REVENUE				
4060-01 · Fuel Flowage - FBO	280,667.07	345,000.00	-64,332.93	81.4%
<b>Total 4060-00 · FUEL FLOWAGE REVENUE</b>	<b>280,667.07</b>	<b>345,000.00</b>	<b>-64,332.93</b>	<b>81.4%</b>
4070-00 · TRANSIENT LANDING FEES REVENUE				
4070-01 · Landing Fees - Commercial	0.00	0.00	0.00	0.0%
4070-02 · Landing Fees - Non-Comm./Gov't	54,683.86	0.00	54,683.86	100.0%
<b>Total 4070-00 · TRANSIENT LANDING FEES REVENUE</b>	<b>54,683.86</b>	<b>0.00</b>	<b>54,683.86</b>	<b>100.0%</b>
4080-00 · HANGAR REVENUE				
4080-01 · Land Lease - Hangar	620,742.41	673,815.00	-53,072.59	92.1%
4080-02 · Land Lease - Hangar/Trans. Fee	22,133.75	0.00	22,133.75	100.0%
4080-03 · Hangar/Utilities (E8,11,24)	0.00	0.00	0.00	0.0%
4080-05 · Land Lease - FMA Hangar Rentals	32,377.52	32,625.00	-247.48	99.2%
<b>Total 4080-00 · HANGAR REVENUE</b>	<b>675,253.68</b>	<b>706,440.00</b>	<b>-31,186.32</b>	<b>95.6%</b>
4090-00 · TIEDOWN PERMIT FEES REVENUE				
4090-01 · Tiedown Permit Fees (FMA)	19,964.19	12,000.00	7,964.19	166.4%
<b>Total 4090-00 · TIEDOWN PERMIT FEES REVENUE</b>	<b>19,964.19</b>	<b>12,000.00</b>	<b>7,964.19</b>	<b>166.4%</b>
4100-00 · CARGO CARRIERS REVENUE				
4100-01 · Cargo Carriers - Landing Fees	9,322.68	9,600.00	-277.32	97.1%
4100-02 · Cargo Carriers - Tiedown	4,020.75	3,000.00	1,020.75	134.0%
<b>Total 4100-00 · CARGO CARRIERS REVENUE</b>	<b>13,343.43</b>	<b>12,600.00</b>	<b>743.43</b>	<b>105.9%</b>
4110-00 · MISCELLANEOUS REVENUE				
4110-01 · Misc. Revenue	895.41	0.00	895.41	100.0%
4110-05 · Misc. Incident/Accident	511.08	0.00	511.08	100.0%
4110-09 · Miscellaneous Expense Reimburse	0.00	0.00	0.00	0.0%
4900-00 · GAIN/LOSS ON EQUIP. DISP.	0.00	0.00	0.00	0.0%
<b>Total 4110-00 · MISCELLANEOUS REVENUE</b>	<b>1,406.49</b>	<b>0.00</b>	<b>1,406.49</b>	<b>100.0%</b>
4120-00 · GROUND TRANSP. PERMIT REVENUE				
4120-01 · Ground Transportation Permit	19,300.00	20,000.00	-700.00	96.5%
4120-02 · GTSP - Trip Fee	3,460.00	4,583.00	-1,123.00	75.5%
<b>Total 4120-00 · GROUND TRANSP. PERMIT REVENUE</b>	<b>22,760.00</b>	<b>24,583.00</b>	<b>-1,823.00</b>	<b>92.6%</b>
4400-00 · TSA/SECURITY				
4400-02 · Terminal Lease	37,001.25	37,015.00	-13.75	100.0%
4400-03 · Security Prox. Cards	29,280.00	29,000.00	280.00	101.0%
<b>Total 4400-00 · TSA/SECURITY</b>	<b>66,281.25</b>	<b>66,015.00</b>	<b>266.25</b>	<b>100.4%</b>
4500-00 · IDAHO STATE GRANT PROGRAM REV.				
4500-18 · SUN-18 SKW E-175 Certification	0.00	0.00	0.00	0.0%
4500-19 · SUN-19 AIP Sponsor Match	0.00	15,000.00	-15,000.00	0.0%
4500-20 · SUN-20	0.00	0.00	0.00	0.0%
4500-21 · SUN-21	0.00	0.00	0.00	0.0%
4500-26 · IDOT F208SUN	15,000.00	0.00	15,000.00	100.0%
<b>Total 4500-00 · IDAHO STATE GRANT PROGRAM REV.</b>	<b>15,000.00</b>	<b>15,000.00</b>	<b>0.00</b>	<b>100.0%</b>
4510-00 · DOT/Small Community Air Service				
4510-01 · Small Community Air Service	0.00	0.00	0.00	0.0%
4510-02 · Local Match Contribution	0.00	0.00	0.00	0.0%
<b>Total 4510-00 · DOT/Small Community Air Service</b>	<b>0.00</b>	<b>0.00</b>	<b>0.00</b>	<b>0.0%</b>
4520-00 · INTEREST REVENUE				
4520-01 · Interest Revenue - General	32,236.51	41,250.00	-9,013.49	78.1%
4520-07 · Interest Revenue - '14 PFC	22.19	0.00	22.19	100.0%
4520-08 · Finance Fee Revenue	0.00	0.00	0.00	0.0%
<b>Total 4520-00 · INTEREST REVENUE</b>	<b>32,258.70</b>	<b>41,250.00</b>	<b>-8,991.30</b>	<b>78.2%</b>
4742-00 · AIP 42 - Project Air Carr. Apr				

## Friedman Memorial Airport Profit & Loss Budget vs. Actual (COMBINED '20)

	Oct '19 - Aug 20	Budget	\$ Over Budget	% of Budget
4742-01 · AIP '42 Air Carr. Apron	0.00	0.00	0.00	0.0%
<b>Total 4742-00 · AIP 42 - Project Air Carr. Apr</b>	<b>0.00</b>	<b>0.00</b>	<b>0.00</b>	<b>0.0%</b>
4743-00 · AIP 43 - Air Carrier /Pkg. Lot				
4743-01 · AIP 43 - Air Carrier/Pkg. Lot	9,675.05	0.00	9,675.05	100.0%
<b>Total 4743-00 · AIP 43 - Air Carrier /Pkg. Lot</b>	<b>9,675.05</b>	<b>0.00</b>	<b>9,675.05</b>	<b>100.0%</b>
4744-00 · AIP '44 RPZ Acquisition EA				
4744-01 · AIP '44 - RPZ Acquisition - EA	0.00	0.00	0.00	0.0%
4744-00 · AIP '44 RPZ Acquisition EA - Other	0.00	0.00	0.00	0.0%
<b>Total 4744-00 · AIP '44 RPZ Acquisition EA</b>	<b>0.00</b>	<b>0.00</b>	<b>0.00</b>	<b>0.0%</b>
4745-00 · AIP '45 Terminal Apron Expan				
4745-02 · AIP '45 Expand AC Apr	0.00	0.00	0.00	0.0%
4745-01 · AIP '45 Terminal Apron Expan	1,763.88	0.00	1,763.88	100.0%
<b>Total 4745-00 · AIP '45 Terminal Apron Expan</b>	<b>1,763.88</b>	<b>0.00</b>	<b>1,763.88</b>	<b>100.0%</b>
4746-00 · AIP '46 Acquire SRE ARFF				
4746-01 · AIP '46 Acquire SRE ARFF	4,867.55	0.00	4,867.55	100.0%
4746-00 · AIP '46 Acquire SRE ARFF - Other	0.00	0.00	0.00	0.0%
<b>Total 4746-00 · AIP '46 Acquire SRE ARFF</b>	<b>4,867.55</b>	<b>0.00</b>	<b>4,867.55</b>	<b>100.0%</b>
4747-00 · AIP '47 - Acq.SRE/ARFF, Obs.Rem				
4747-01 · AIP '47 -Acq.SRE/ARFF&Obs. Remov	544,992.24	0.00	544,992.24	100.0%
<b>Total 4747-00 · AIP '47 - Acq.SRE/ARFF, Obs.Rem</b>	<b>544,992.24</b>	<b>0.00</b>	<b>544,992.24</b>	<b>100.0%</b>
4748-00 · AIP '48 Land Acquisition				
4748-01 · AIP '48 Land Acq.- RPZ - 65 Acr	1,780,951.05	0.00	1,780,951.05	100.0%
<b>Total 4748-00 · AIP '48 Land Acquisition</b>	<b>1,780,951.05</b>	<b>0.00</b>	<b>1,780,951.05</b>	<b>100.0%</b>
4749-00 · AIP '49 - Acq. SRE/Pavement Mai				
4749-01 · AIP '49 - Acq. SRE/Pavement Mai	57,744.73	0.00	57,744.73	100.0%
<b>Total 4749-00 · AIP '49 - Acq. SRE/Pavement Mai</b>	<b>57,744.73</b>	<b>0.00</b>	<b>57,744.73</b>	<b>100.0%</b>
4750-00 · Terminal Area Plan (TAP)				
4750-01 · Terminal Area Plan	0.00	0.00	0.00	0.0%
<b>Total 4750-00 · Terminal Area Plan (TAP)</b>	<b>0.00</b>	<b>0.00</b>	<b>0.00</b>	<b>0.0%</b>
4751-00 · EA - Land Acq. - Approach Prote				
4751-01 · EA - Land Acq. Approach Protect	0.00	0.00	0.00	0.0%
<b>Total 4751-00 · EA - Land Acq. - Approach Prote</b>	<b>0.00</b>	<b>0.00</b>	<b>0.00</b>	<b>0.0%</b>
4753-00 · AIP '53 - Rehabilitate Runway				
4753-01 · AIP '53 - Rehabilitate Runway	0.00	0.00	0.00	0.0%
<b>Total 4753-00 · AIP '53 - Rehabilitate Runway</b>	<b>0.00</b>	<b>0.00</b>	<b>0.00</b>	<b>0.0%</b>
<b>Total Income</b>	<b>6,162,225.47</b>	<b>4,207,471.00</b>	<b>1,954,754.47</b>	<b>146.5%</b>
<b>Cost of Goods Sold</b>				
50000 · Cost of Goods Sold	0.00	0.00	0.00	0.0%
<b>Total COGS</b>	<b>0.00</b>	<b>0.00</b>	<b>0.00</b>	<b>0.0%</b>
<b>Gross Profit</b>	<b>6,162,225.47</b>	<b>4,207,471.00</b>	<b>1,954,754.47</b>	<b>146.5%</b>
<b>Expense</b>				
<b>EXPENDITURES</b>				
<b>"A" EXPENSES</b>				
5000-01 · Salaries - Airport Manager	144,526.87	144,430.53	96.34	100.1%
5010-00 · Salaries - Finance Manager	260,007.24	103,592.80	156,414.44	251.0%
5010-01 · Salaries - Office Assist.	112,159.42	187,916.66	-75,757.24	59.7%
5010-03 · Salaries - Arpt Business Coord	22,593.51	0.00	22,593.51	100.0%
5020-00 · Salaries - ARFF/OPS Manager	171,907.60	100,285.68	71,621.92	171.4%
5030-00 · Salaries - ARFF/OPS Specialist	419,793.65	411,254.25	8,539.40	102.1%
5040-00 · Salaries-ASC/Sp.Prjct./Ex. Assi	84,577.70	77,153.06	7,424.64	109.6%
5050-00 · Salaries-Seasonal-Snow Removal	39,093.00	55,000.00	-15,907.00	71.1%
5050-01 · Salaries - Seasonal - Arpt Host	5,137.50	5,000.00	137.50	102.8%
5050-02 · Salaries - Merit Increase	0.00	40,905.25	-40,905.25	0.0%
5060-01 · Overtime - General	0.00	1,000.00	-1,000.00	0.0%
5060-02 · Overtime - Snow Removal	29,037.38	45,000.00	-15,962.62	64.5%
5060-04 · OT - Security	0.00	5,000.00	-5,000.00	0.0%
5070-05 · Compensated Absenses Accrued	0.00	0.00	0.00	0.0%
5100-00 · Retirement	140,205.92	129,225.90	10,980.02	108.5%
5110-00 · Social Security/Medicare	87,947.19	85,148.84	2,798.35	103.3%
5120-00 · Life Insurance	1,265.32	1,833.34	-568.02	69.0%
5130-00 · Medical Insurance	214,483.80	202,125.00	12,358.80	106.1%
5160-00 · Workman's Compensation	20,286.00	18,333.33	1,952.67	110.7%
5170-00 · Unemployment Claims	660.44	0.00	660.44	100.0%
<b>Total "A" EXPENSES</b>	<b>1,753,682.54</b>	<b>1,613,204.64</b>	<b>140,477.90</b>	<b>108.7%</b>
<b>"B" EXPENDITURES</b>				
<b>"B" EXPENSES - ADMINISTRATIVE</b>				
6000-00 · TRAVEL EXPENSE				
6000-01 · Travel	4,373.31	0.00	4,373.31	100.0%
<b>Total 6000-00 · TRAVEL EXPENSE</b>	<b>4,373.31</b>	<b>0.00</b>	<b>4,373.31</b>	<b>100.0%</b>
6010-00 · SUPPLIES/EQUIPMENT EXPENSE				
6010-01 · Supplies - Office	3,534.07	10,083.00	-6,548.93	35.0%
6010-02 · Supplies - Parking	820.38	0.00	820.38	100.0%
6010-03 · Supplies - Computer	6,001.56	11,916.00	-5,914.44	50.4%
<b>Total 6010-00 · SUPPLIES/EQUIPMENT EXPENSE</b>	<b>10,356.01</b>	<b>21,999.00</b>	<b>-11,642.99</b>	<b>47.1%</b>
6020-00 · INSURANCE				
6020-01 · Insurance	53,257.00	55,000.00	-1,743.00	96.8%
<b>Total 6020-00 · INSURANCE</b>	<b>53,257.00</b>	<b>55,000.00</b>	<b>-1,743.00</b>	<b>96.8%</b>
6030-00 · UTILITIES				
6030-01 · Utilities - Gas/Terminal	12,925.00	18,333.00	-5,408.00	70.5%
6030-02 · Utilities - Gas/AOB & Cold Stor	3,844.00	8,708.00	-4,864.00	44.1%
6030-03 · Utilities - Elect./Runway&PAPI	4,857.83	7,516.00	-2,658.17	64.6%
6030-04 · Utilities - Elec./AOB & Cold St	6,934.57	8,708.00	-1,773.43	79.6%

## Friedman Memorial Airport Profit & Loss Budget vs. Actual (COMBINED '20)

	Oct '19 - Aug 20	Budget	\$ Over Budget	% of Budget
6030-05 · Utilities - Electric/Terminal	51,511.55	47,000.00	4,511.55	109.6%
6030-06 · Utilities - Telephone	15,704.03	15,125.00	579.03	103.8%
6030-07 · Utilities - Water	10,872.72	18,500.00	-7,627.28	58.8%
6030-08 · Utilities - Garbage Removal	11,812.39	11,000.00	812.39	107.4%
6030-09 · Utilities - Sewer	4,757.28	3,666.00	1,091.28	129.8%
6030-11 · Utilities - Electric/Tower	5,313.08	6,000.00	-686.92	88.6%
6030-12 · Utilities - Elec./Brdfrd.Hghl	334.06	458.00	-123.94	72.9%
6030-13 · Utilities - Elec. Exit Booth	1,738.53	2,800.00	-1,061.47	62.1%
6030-15 · Utilities - Elec/AWOS	3,467.63	3,200.00	267.63	108.4%
6030-16 · Utilities - Elec. Wind Cone	110.09	137.50	-27.41	80.1%
6030-17 · Utilities - Elec./Gas- Hangar	2,622.54	3,700.00	-1,077.46	70.9%
6030-18 · Utilities - Lubricant Wst. Dspl	305.00	458.33	-153.33	66.5%
<b>Total 6030-00 · UTILITIES</b>	<b>137,110.30</b>	<b>155,309.83</b>	<b>-18,199.53</b>	<b>88.3%</b>
<b>6040-00 · SERVICE PROVIDER</b>				
6040-01 · Service Provider - General	562.00	0.00	562.00	100.0%
6040-02 · Service Provider - Term. Serv.	8,711.20	6,875.00	1,836.20	126.7%
6040-03 · Service Provider - AOB Services	56,767.58	40,900.00	15,867.58	138.8%
6040-04 · Service Provider-Ops./Airfield	28,435.00	16,000.00	12,435.00	177.7%
<b>Total 6040-00 · SERVICE PROVIDER</b>	<b>94,475.78</b>	<b>63,775.00</b>	<b>30,700.78</b>	<b>148.1%</b>
<b>6050-00 · PROFESSIONAL SERVICES</b>				
6050-01 · Professional Services - Legal	73,545.20	45,833.00	27,712.20	160.5%
6050-02 · Professional Serv. - Audit/Fina	63,133.81	47,000.00	16,133.81	134.3%
6050-03 · Professional Services - Engineer	75,707.85	22,915.00	52,792.85	330.4%
6050-04 · Professional Services - HR	0.00	0.00	0.00	0.0%
6050-05 · Professional Services - Gen.	26,687.57	9,166.00	17,521.57	291.2%
6050-10 · Prof. Svcs.-IT/Comp. Support	15,918.25	13,750.00	2,168.25	115.8%
6050-12 · Prof. Serv. - Planning Air Serv.	3,280.00	0.00	3,280.00	100.0%
6050-13 · Prof. Serv.-Website Des.& Maint	4,178.78	3,666.00	512.78	114.0%
6050-15 · Prof. Serv.-Comm. Coord/PubOutr	13,186.30	33,916.00	-20,729.70	38.9%
6050-17 · Prof. Serv. - Airspace Consult.	31,438.00	0.00	31,438.00	100.0%
6050-18 · Prof. Services - Approach Maint	0.00	0.00	0.00	0.0%
6050-19 · Prof. Serv.-ATCT Relocation	0.00	0.00	0.00	0.0%
6050-20 · Prof Services - New Approach	1,187.50	0.00	1,187.50	0.0%
<b>Total 6050-00 · PROFESSIONAL SERVICES</b>	<b>308,263.26</b>	<b>176,246.00</b>	<b>132,017.26</b>	<b>174.9%</b>
<b>6060-00 · MAINTENANCE-OFFICE EQUIPMENT</b>				
6060-01 · Maint.-Office Equip./Gen.	0.00	0.00	0.00	0.0%
6060-04 · Maintenance - Copier	1,304.72	1,833.00	-528.28	71.2%
6060-05 · Maintenance - Phone	1,215.00	1,145.00	70.00	106.1%
<b>Total 6060-00 · MAINTENANCE-OFFICE EQUIPMENT</b>	<b>2,519.72</b>	<b>2,978.00</b>	<b>-458.28</b>	<b>84.6%</b>
<b>6070-00 · RENT/LEASE OFFICE EQUIPMENT</b>				
6070-02 · Rent/Lease - Postage Meter	877.95	1,100.00	-222.05	79.8%
<b>Total 6070-00 · RENT/LEASE OFFICE EQUIPMENT</b>	<b>877.95</b>	<b>1,100.00</b>	<b>-222.05</b>	<b>79.8%</b>
<b>6080-00 · DUES/MEMBERSHIPS/PUBLICATIONS E</b>				
6080-01 · Dues/Memberships	2,486.01	5,500.00	-3,013.99	45.2%
6080-04 · Publications	1,535.57	4,583.00	-3,047.43	33.5%
<b>Total 6080-00 · DUES/MEMBERSHIPS/PUBLICATIONS E</b>	<b>4,021.58</b>	<b>10,083.00</b>	<b>-6,061.42</b>	<b>39.9%</b>
<b>6090-00 · POSTAGE</b>				
6090-01 · Postage/Courier Service	669.72	1,833.00	-1,163.28	36.5%
<b>Total 6090-00 · POSTAGE</b>	<b>669.72</b>	<b>1,833.00</b>	<b>-1,163.28</b>	<b>36.5%</b>
<b>6100-00 · EDUCATION/TRAINING</b>				
6100-01 · Education/Training - Admin.	2,965.95	13,750.00	-10,784.05	21.6%
6100-02 · Education/Training - OPS	4,335.36	13,750.00	-9,414.64	31.5%
6100-03 · Education/Training - ARFF	11,113.42	16,500.00	-5,386.58	67.4%
6100-04 · Ed/Train. - ARFF Trienn. Drill	1,889.39	6,875.00	-4,985.61	27.5%
6100-05 · Education - Noise Abatement	0.00	0.00	0.00	0.0%
6100-06 · Education - Security	680.00	2,750.00	-2,070.00	24.7%
6100-08 · Education/Training - HFD Coop.	0.00	5,000.00	-5,000.00	0.0%
<b>Total 6100-00 · EDUCATION/TRAINING</b>	<b>20,984.12</b>	<b>58,625.00</b>	<b>-37,640.88</b>	<b>35.8%</b>
<b>6101-00 · PUBLIC OUTREACH/COMMUNICATIONS</b>				
6101-01 · Public Outr/Comm - General	30,524.66	30,250.00	274.66	100.9%
6101-02 · Public Outr/Comm - Noise Abatem	0.00	500.00	-500.00	0.0%
6101-03 · Public Outr/Comm - SAAC	2,468.02	8,000.00	-5,531.98	30.9%
6101-00 · PUBLIC OUTREACH/COMMUNICATIONS - Other	175.00	0.00	175.00	0.0%
<b>Total 6101-00 · PUBLIC OUTREACH/COMMUNICATIONS</b>	<b>33,167.68</b>	<b>38,750.00</b>	<b>-5,582.32</b>	<b>85.6%</b>
<b>6110-00 · CONTRACTS</b>				
6110-01 · Contracts - General	0.00	1,000.00	-1,000.00	0.0%
6110-02 · Contracts - FMAA	38,500.00	38,500.00	0.00	100.0%
6110-03 · Contracts - FBO/Fee Collection	39,200.00	53,991.00	-14,791.00	72.6%
6110-08 · Contracts - Eccles Tree Lights	0.00	0.00	0.00	0.0%
6110-16 · Contracts - Prkg Mngt Fee/Ops	243,022.06	151,250.00	91,772.06	160.7%
6110-17 · Contracts - Landing Fee Equip.	0.00	0.00	0.00	0.0%
6110-18 · Contracts - Vector Commissions	7,044.40	0.00	7,044.40	0.0%
<b>Total 6110-00 · CONTRACTS</b>	<b>327,766.46</b>	<b>244,741.00</b>	<b>83,025.46</b>	<b>133.9%</b>
<b>6120-00 · ZzZ_PERMITS</b>				
6120-01 · ZzZ_Permits - General	0.00	0.00	0.00	0.0%
<b>Total 6120-00 · ZzZ_PERMITS</b>	<b>0.00</b>	<b>0.00</b>	<b>0.00</b>	<b>0.0%</b>
<b>6130-00 · MISCELLANEOUS EXPENSES</b>				
6130-01 · Misc. - General	8,756.66	13,750.00	-4,993.34	63.7%
6130-02 · Misc. - Incident/Accident	0.00	0.00	0.00	0.0%
6130-19 · Misc. COVID-19	66,426.72	0.00	66,426.72	100.0%
6140-00 · Bank Fees	14,447.56	14,666.00	-218.44	98.5%
6140-01 · Merchant Fees	145.76	0.00	145.76	0.0%
6150-01 · Interest Exp. - Prkg. Lot Equip	2,904.20	6,050.00	-3,145.80	48.0%
6150-02 · ZzZ_Interest Expense	0.00	0.00	0.00	0.0%
<b>Total 6130-00 · MISCELLANEOUS EXPENSES</b>	<b>92,680.90</b>	<b>34,466.00</b>	<b>58,214.90</b>	<b>268.9%</b>
<b>6400-00 · DOT/SCASGP</b>				
6400-01 · DOT/SCASGP	0.00	0.00	0.00	0.0%
6400-02 · DOT/SCASGP - FMAA	0.00	0.00	0.00	0.0%

## Friedman Memorial Airport Profit & Loss Budget vs. Actual (COMBINED '20)

	Oct '19 - Aug 20	Budget	\$ Over Budget	% of Budget
Total 6400-00 · DOT/SCASGP	0.00	0.00	0.00	0.0%
<b>Total "B" EXPENSES - ADMINISTRATIVE</b>	<b>1,090,523.79</b>	<b>864,905.83</b>	<b>225,617.96</b>	<b>126.1%</b>
<b>"B" EXPENSES - OPERATIONAL</b>				
<b>6500-00 · SUPPLIES/EQUIPMENT-OPERATIONS</b>				
6500-01 · Supplies/Equipment - General	2,056.79	4,583.00	-2,526.21	44.9%
6500-02 · Supplies/Equipment - Tools	2,612.49	500.00	2,112.49	522.5%
6500-03 · Supplies/Equipment - Clothing	1,189.04	4,583.00	-3,393.96	25.9%
6500-04 · Supplies/Equipment - Janitorial	19,930.96	18,333.00	1,597.96	108.7%
<b>Total 6500-00 · SUPPLIES/EQUIPMENT-OPERATIONS</b>	<b>25,789.28</b>	<b>27,999.00</b>	<b>-2,209.72</b>	<b>92.1%</b>
<b>6505-00 · EQUIP/VEHICLE - LEASE/RENTAL</b>				
6505-01 · Eq./Vehi Lease/Rental - General	87,759.16	90,000.00	-2,240.84	97.5%
<b>Total 6505-00 · EQUIP/VEHICLE - LEASE/RENTAL</b>	<b>87,759.16</b>	<b>90,000.00</b>	<b>-2,240.84</b>	<b>97.5%</b>
<b>6510-00 · FUEL/LUBRICANTS</b>				
6510-01 · General	185.50	1,833.00	-1,647.50	10.1%
6510-02 · Fuel	29,736.29	47,000.00	-17,263.71	63.3%
6510-03 · Lubricants	3,649.74	6,600.00	-2,950.26	55.3%
<b>Total 6510-00 · FUEL/LUBRICANTS</b>	<b>33,571.53</b>	<b>55,433.00</b>	<b>-21,861.47</b>	<b>60.6%</b>
<b>6520-00 · VEHICLES/MAINTENANCE</b>				
6520-01 · R/M Equipment - General	9,453.22	0.00	9,453.22	100.0%
6520-06 · R/M Equip. -'85 Ford Dump	1,630.11	0.00	1,630.11	100.0%
6520-08 · R/M Equip. - '96 Tiger Tractor	234.37	0.00	234.37	100.0%
6520-09 · R/M Equip. - '96 Oshkosh Swp.	34.97	0.00	34.97	100.0%
6520-17 · R/M Equip. '01 Case 921 Ldr.	1,815.52	0.00	1,815.52	100.0%
6520-18 · R/M Equip. - '97 Chevy Blazer	8.29	0.00	8.29	100.0%
6520-19 · R/M Equip. '02 Ford F-150 PU	112.75	0.00	112.75	100.0%
6520-20 · R/M Equip. - '02 Kodiak Blower	897.96	0.00	897.96	100.0%
6520-25 · R/M Equip. - '04 Batts De-Ice	0.00	0.00	0.00	0.0%
6520-28 · R/M Equip. -'06 Case 621 Loader	778.67	0.00	778.67	100.0%
6520-29 · R/M Equip. - '10 Waus Broom/Plow	9,986.94	0.00	9,986.94	100.0%
6520-30 · R/M Equip. -'05 Ford F-350	1,116.91	0.00	1,116.91	100.0%
6520-31 · R/M Equip. -'10 Oshkosh Blower	1,995.23	0.00	1,995.23	100.0%
6520-32 · R/M Equip. - '09 Mini Truck	359.45	0.00	359.45	100.0%
6520-34 · R/M Equip. - '12 Case 921F Load	6,107.54	0.00	6,107.54	100.0%
6520-35 · R/M Equip. - '14 Ford Explorer	342.09	0.00	342.09	100.0%
6520-36 · R/M Equip. - '10 Toyota Forklif	0.00	0.00	0.00	0.0%
6520-37 · R/M Equip. - '15 Tool Cat	2,767.59	0.00	2,767.59	100.0%
6520-38 · R/M Equip. - '15 Wausau Broom	84.18	0.00	84.18	100.0%
6520-39 · R/M Equip. - Boss Spreader	283.80	0.00	283.80	100.0%
6520-40 · R/M Equip. - '17 Ford-350 Super	1,590.12	0.00	1,590.12	100.0%
6520-41 · R/M Equip. - '17 Kodiak Blower	1,435.58	0.00	1,435.58	100.0%
6520-42 · R/M Equip. - '18 Kodiak Attach.	0.00	0.00	0.00	0.0%
6520-43 · R/M Equip. - '18 279D Skid St.	5,071.62	0.00	5,071.62	100.0%
6520-44 · R/M Equip. - '18 Cat 972M Ldr	1,540.76	0.00	1,540.76	100.0%
6520-45 · R/M Equip. - '19 Oshkosh Broom	1,309.00	0.00	1,309.00	100.0%
6520-46 · R/M Equip. - '20 Chev. 1500 PU	2,360.15	0.00	2,360.15	100.0%
6520-47 · R/M Equip. - '19 Cat 972M Ldr	1,355.30	0.00	1,355.30	100.0%
6520-48 · R/M Equip. -'18 New Holland Trac	32.00	0.00	32.00	100.0%
6520-49 · R/M Equip. - MB Combo	0.00	0.00	0.00	0.0%
<b>Total 6520-00 · VEHICLES/MAINTENANCE</b>	<b>52,704.12</b>	<b>0.00</b>	<b>52,704.12</b>	<b>100.0%</b>
<b>6530-00 · ARFF MAINTENANCE</b>				
6530-01 · ARFF Maint. Gen/Supplies	842.93	9,166.00	-8,323.07	9.2%
6530-03 · ARFF Maint. - '87 Oshkosh	397.97	0.00	397.97	100.0%
6530-04 · ARFF Maint. - Radios	254.19	0.00	254.19	100.0%
6530-05 · ARFF MAInt. - '03 E-One	2,215.55	0.00	2,215.55	100.0%
6530-06 · ARFF Maint. - '20 Oshkosh Strik	0.00	0.00	0.00	0.0%
6530-07 · ARFF Maint. - Supp/HFD Support	0.00	0.00	0.00	0.0%
<b>Total 6530-00 · ARFF MAINTENANCE</b>	<b>3,710.64</b>	<b>9,166.00</b>	<b>-5,455.36</b>	<b>40.5%</b>
<b>6540-00 · REPAIRS/MAINTENANCE - BUILDING</b>				
6540-01 · R/M Bldg. - General	1,032.12	1,833.00	-800.88	56.3%
6540-02 · R/M Bldg. - Terminal	77,556.43	87,083.00	-9,526.57	89.1%
6540-03 · R/M Bldg. - Terminal Concession	1,050.24	2,291.00	-1,240.76	45.8%
6540-04 · R/M Bldg. - Cold Storage	201.98	1,833.00	-1,631.02	11.0%
6540-05 · R/M Bldg. - AOB/SHOP	8,730.92	18,333.00	-9,602.08	47.6%
6540-06 · R/M Bldg. - Hangars	38.35	2,291.00	-2,252.65	1.7%
6540-07 · R/M Bldg. - Tower	7,378.99	5,500.00	1,878.99	134.2%
6540-08 · R/M Bldg. - Parking Booth	165.35	1,329.00	-1,163.65	12.4%
6540-09 · Zzz_R/M Bldg. - Landscaping	0.00	0.00	0.00	0.0%
<b>Total 6540-00 · REPAIRS/MAINTENANCE - BUILDING</b>	<b>96,154.38</b>	<b>120,493.00</b>	<b>-24,338.62</b>	<b>79.8%</b>
<b>6550-00 · REPAIRS/MAINTENANCE - AIRSIDE</b>				
6550-01 · R/M - General	5,814.47	4,583.00	1,231.47	126.9%
6550-02 · R/M - Airfield/Runway	9,591.65	55,000.00	-45,408.35	17.4%
6550-03 · R/M - Airfield/Runway - Deice	52,344.80	120,000.00	-67,655.20	43.6%
6550-04 · R/M - Lights	13,601.24	11,000.00	2,601.24	123.6%
<b>Total 6550-00 · REPAIRS/MAINTENANCE - AIRSIDE</b>	<b>81,352.16</b>	<b>190,583.00</b>	<b>-109,230.84</b>	<b>42.7%</b>
<b>6551-00 · REPAIRS/MAINTENANCE - LANDSIDE</b>				
6551-01 · RM - General	160.31	2,291.00	-2,130.69	7.0%
6551-02 · R/M - Parking Lot	7,310.05	7,333.00	-22.95	99.7%
6551-03 · R/M - Landscaping	11,793.98	9,166.00	2,627.98	128.7%
<b>Total 6551-00 · REPAIRS/MAINTENANCE - LANDSIDE</b>	<b>19,264.34</b>	<b>18,790.00</b>	<b>474.34</b>	<b>102.5%</b>
<b>6560-00 · SECURITY EXPENSE</b>				
6560-01 · Security - General	2,245.56	0.00	2,245.56	100.0%
6560-02 · Security - Law Enf. Offi. (LEO)	5,139.10	0.00	5,139.10	100.0%
6560-03 · Security - Subscription Licen.	49,823.40	0.00	49,823.40	100.0%
6560-04 · Security - Perim./Access/CCTV	6,087.93	0.00	6,087.93	100.0%
6560-05 · Security - Professional Serv.	2,250.00	0.00	2,250.00	100.0%
6560-06 · Security - Prof. Services/IT	4,085.22	0.00	4,085.22	100.0%
<b>Total 6560-00 · SECURITY EXPENSE</b>	<b>69,631.21</b>	<b>0.00</b>	<b>69,631.21</b>	<b>100.0%</b>
<b>6570-00 · REPAIRS/MAINT. -AERONAUTICAL EQU</b>				
6570-01 · R/M Aeronautical Equip - NDB/DME	8,266.04	10,000.00	-1,733.96	82.7%
6570-02 · R/M Aeronautical Equip. - Tower	7,698.31	8,000.00	-301.69	96.2%
6570-03 · R/M Aeronautical Equip.-Swt. Sys	0.00	0.00	0.00	0.0%
6570-04 · R/M Aeron. Equip. - AWOS/ATIS	8,236.80	10,000.00	-1,763.20	82.4%

## Friedman Memorial Airport Profit & Loss Budget vs. Actual (COMBINED '20)

	Oct '19 - Aug 20	Budget	\$ Over Budget	% of Budget
6570-05 · R/M Aeron. Equip/- Aircraft Ca	0.00	0.00	0.00	0.0%
<b>Total 6570-00 · REPAIRS/MAINT.-AERONAUTICAL EQU</b>	<b>24,201.15</b>	<b>28,000.00</b>	<b>-3,798.85</b>	<b>86.4%</b>
<b>Total "B" EXPENSES - OPERATIONAL</b>	<b>494,137.97</b>	<b>540,464.00</b>	<b>-46,326.03</b>	<b>91.4%</b>
<b>Total "B" EXPENDITURES</b>	<b>1,584,661.76</b>	<b>1,405,369.83</b>	<b>179,291.93</b>	<b>112.8%</b>
<b>"C" EXPENSES</b>				
<b>7001-00 · CAPITAL EXPENDITURES</b>				
7001-0* · CONTINGENCY	0.00	22,916.00	-22,916.00	0.0%
7001-01 · Land	0.00	0.00	0.00	0.0%
7001-02 · Buildings and Improvements	71,583.13	0.00	71,583.13	100.0%
7001-03 · Airfield & General Improvements	62,400.00	0.00	62,400.00	100.0%
7001-04 · Office Equipment	0.00	0.00	0.00	0.0%
7001-05 · Maintenance Equipment /Vehicle	57,002.57	0.00	57,002.57	100.0%
7001-06 · Assessments/Plans/Studies	0.00	0.00	0.00	0.0%
7001-08 · Federal Grant Equipment	0.00	0.00	0.00	0.0%
7001-09 · Security Equipment	0.00	0.00	0.00	0.0%
<b>Total 7001-00 · CAPITAL EXPENDITURES</b>	<b>190,985.70</b>	<b>22,916.00</b>	<b>168,069.70</b>	<b>833.4%</b>
<b>7110-00 · DOT/SCADGP</b>				
7110-01 · DOT/SCASGP	0.00	0.00	0.00	0.0%
7110-02 · DOT/SCASGP - FMAA	0.00	0.00	0.00	0.0%
<b>Total 7110-00 · DOT/SCADGP</b>	<b>0.00</b>	<b>0.00</b>	<b>0.00</b>	<b>0.0%</b>
<b>7500-00 · IDAHO STATE GRANT PROGRAM</b>				
7500-18 · '18 ITD Grant (SUN-17 ITD/FMA)	0.00	0.00	0.00	0.0%
<b>Total 7500-00 · IDAHO STATE GRANT PROGRAM</b>	<b>0.00</b>	<b>0.00</b>	<b>0.00</b>	<b>0.0%</b>
<b>7542-00 · AIP'42 EXPENSE-AC Apr Dsgn</b>				
7542-01 · AIP '42 - Eligible	0.00	0.00	0.00	0.0%
7542-02 · AIP '42 Non-Eligible	0.00	0.00	0.00	0.0%
7542-03 · AIP '42 - Land Acquisition	0.00	0.00	0.00	0.0%
<b>Total 7542-00 · AIP'42 EXPENSE-AC Apr Dsgn</b>	<b>0.00</b>	<b>0.00</b>	<b>0.00</b>	<b>0.0%</b>
<b>7543-00 · AIP '43 EXPENSE - AC Apr</b>				
7543-01 · AIP'43- AC Apron - Eligible	-2,500.00	0.00	-2,500.00	100.0%
7543-02 · AIP '43-Prkng - Non-Eligibl	294.00	0.00	294.00	100.0%
7543-03 · AIP '43 - SRE Equipment	3,000.13	0.00	3,000.13	100.0%
7543-04 · AIP '43-RPZ Acq/Tree Rmvl	0.00	0.00	0.00	0.0%
7543-05 · AIP '43-Retainer - Eligible	84,016.52	0.00	84,016.52	100.0%
7543-06 · AIP '43 - Non-Elig. Retain	18,246.30	0.00	18,246.30	100.0%
<b>Total 7543-00 · AIP '43 EXPENSE - AC Apr</b>	<b>103,056.95</b>	<b>0.00</b>	<b>103,056.95</b>	<b>100.0%</b>
<b>7544-00 · AIP '44 EXPENSE RPZ EA</b>				
7544-01 · AIP '44 - Eligible	0.00	0.00	0.00	0.0%
7544-02 · AIP '44 - Non-Eligible	765.00	0.00	765.00	100.0%
7544-00 · AIP '44 EXPENSE RPZ EA - Other	0.00	0.00	0.00	0.0%
<b>Total 7544-00 · AIP '44 EXPENSE RPZ EA</b>	<b>765.00</b>	<b>0.00</b>	<b>765.00</b>	<b>100.0%</b>
<b>7545-00 · AIP '45 EXPENSE - Exp. AC Apron</b>				
7545-01 · AIP '45 - Eligible	2,500.00	0.00	2,500.00	100.0%
7545-02 · AIP '45 - Non-Eligible	0.00	0.00	0.00	0.0%
7545-03 · AIP '45 - Retainer - Eligible	35,072.86	0.00	35,072.86	100.0%
7545-04 · AIP '45 - Non-Elig. Retainer	258.75	0.00	258.75	100.0%
<b>Total 7545-00 · AIP '45 EXPENSE - Exp. AC Apron</b>	<b>37,831.61</b>	<b>0.00</b>	<b>37,831.61</b>	<b>100.0%</b>
<b>7546-00 · AIP '46 EXPENSE - SRE/ARFF EQU</b>				
7546-01 · AIP '46 - Eligible	3,966.25	0.00	3,966.25	100.0%
7546-02 · AIP '46 - Non-Eligible	0.00	0.00	0.00	0.0%
7546-03 · AIP '46 - Retainer - Eligible	0.00	0.00	0.00	0.0%
7546-04 · AIP '46 - Non-Elig. Retainer	0.00	0.00	0.00	0.0%
7546-00 · AIP '46 EXPENSE - SRE/ARFF EQU - Other	0.00	0.00	0.00	0.0%
<b>Total 7546-00 · AIP '46 EXPENSE - SRE/ARFF EQU</b>	<b>3,966.25</b>	<b>0.00</b>	<b>3,966.25</b>	<b>100.0%</b>
<b>7547-00 · AIP '47 EXPENSE - Acq. SRE/ARFF</b>				
7547-01 · AIP '47 - Eligible	581,433.00	0.00	581,433.00	100.0%
7547-02 · AIP '47 - Non-Eligible	0.00	0.00	0.00	0.0%
7547-03 · AIP '47 - Retainer - Eligible	0.00	0.00	0.00	0.0%
<b>Total 7547-00 · AIP '47 EXPENSE - Acq. SRE/ARFF</b>	<b>581,433.00</b>	<b>0.00</b>	<b>581,433.00</b>	<b>100.0%</b>
<b>7548-00 · AIP '48 EXPENSE - LAND ACQU</b>				
7548-01 · AIP '48 - Eligible	1,902,852.22	0.00	1,902,852.22	100.0%
7548-02 · AIP '48 - Non-Eligible	4,302.00	0.00	4,302.00	100.0%
<b>Total 7548-00 · AIP '48 EXPENSE - LAND ACQU</b>	<b>1,907,154.22</b>	<b>0.00</b>	<b>1,907,154.22</b>	<b>100.0%</b>
<b>7549-00 · AIP '49 - SRE Aqu., Pavement Ma</b>				
7549-01 · AIP '49 - Eligible	215,019.66	0.00	215,019.66	100.0%
7549-02 · AIP '49 - Non-Eligible	69,703.00	0.00	69,703.00	100.0%
7549-03 · AIP '49 - Retainer - Eligible	-6,453.30	0.00	-6,453.30	100.0%
7549-04 · AIP '49 - Non-Elig. Retainer	0.00	0.00	0.00	0.0%
<b>Total 7549-00 · AIP '49 - SRE Aqu., Pavement Ma</b>	<b>278,269.36</b>	<b>0.00</b>	<b>278,269.36</b>	<b>100.0%</b>
<b>7550-00 · Terminal Area Plan (TAP)</b>				
7550-01 · AIP '50 - Eligible	16,658.40	0.00	16,658.40	100.0%
<b>Total 7550-00 · Terminal Area Plan (TAP)</b>	<b>16,658.40</b>	<b>0.00</b>	<b>16,658.40</b>	<b>100.0%</b>
<b>7551-00 · EA - Land Acq - Approach Protec</b>				
7551-01 · AIP '51 - Eligible	34,922.27	0.00	34,922.27	100.0%
<b>Total 7551-00 · EA - Land Acq - Approach Protec</b>	<b>34,922.27</b>	<b>0.00</b>	<b>34,922.27</b>	<b>100.0%</b>
<b>7552-00 · CARES Act</b>				
7552-01 · AIP '52 - Eligible	0.00	0.00	0.00	0.0%
7552-00 · CARES Act - Other	0.00	0.00	0.00	0.0%
<b>Total 7552-00 · CARES Act</b>	<b>0.00</b>	<b>0.00</b>	<b>0.00</b>	<b>0.0%</b>
<b>7599-00 · AIP Proj. Formulation/Rep. Airp</b>				
7599-01 · AIP Replacement Airpt.-Prog. Ma	0.00	0.00	0.00	0.0%
7599-02 · AIP Replacement Airp.-Financial	0.00	0.00	0.00	0.0%
7599-03 · AIP Replacement Airp.-EIS	0.00	0.00	0.00	0.0%

## Friedman Memorial Airport Profit & Loss Budget vs. Actual (COMBINED '20)

Accrual Basis

	Oct '19 - Aug 20	Budget	\$ Over Budget	% of Budget
Total 7599-00 · AIP Proj. Formulation/Rep. Airp	0.00	0.00	0.00	0.0%
8500-00 · Capital Imp. Program (CIP)				
8501-00 · CIP - General				
8501-01 · General	0.00	0.00	0.00	0.0%
8501-00 · CIP - General - Other	0.00	0.00	0.00	0.0%
Total 8501-00 · CIP - General	0.00	0.00	0.00	0.0%
8502-00 · Land Acq - Approach Protection				
8502-01 · CIP-Land Acq-Approach Protecti	26,533.50	0.00	26,533.50	100.0%
8502-00 · Land Acq - Approach Protection - Other	190.00			
Total 8502-00 · Land Acq - Approach Protection	26,723.50	0.00	26,723.50	100.0%
8503-00 · CIP 03-2021 Rehab RW, TW & Apro				
8503-01 · CIP 03-2020 Rehab RW, TW & Apro	0.00	0.00	0.00	0.0%
Total 8503-00 · CIP 03-2021 Rehab RW, TW & Apro	0.00	0.00	0.00	0.0%
Total 8500-00 · Capital Imp. Program (CIP)	26,723.50	0.00	26,723.50	100.0%
Total "C" EXPENSES	3,181,766.26	22,916.00	3,158,850.26	13,884.5%
Total EXPENDITURES	6,520,110.56	3,041,490.47	3,478,620.09	214.4%
Merchant deposit fees	-0.04			
69810 · Bank Service Charges	0.00	0.00	0.00	0.0%
9999-00 · Depreciation	0.00	0.00	0.00	0.0%
9999-10 · IMPAIRMENT LOSS	0.00	0.00	0.00	0.0%
Total Expense	6,520,110.52	3,041,490.47	3,478,620.05	214.4%
Net Ordinary Income	-357,885.05	1,165,980.53	-1,523,865.58	-30.7%
Other Income/Expense				
Other Expense				
Supplies - Terminal Parking	0.00	0.00	0.00	0.0%
Total Other Expense	0.00	0.00	0.00	0.0%
Net Other Income	0.00	0.00	0.00	0.0%
Net Income	-357,885.05	1,165,980.53	-1,523,865.58	-30.7%



11:14 AM  
11/05/20

Friedman Memorial Airport  
Profit & Loss Budget vs. Actual (COMBINED '20)

Accrual Basis

	Oct '19 - Sep 20	Budget	\$ Over Budget	% of Budget
<b>Ordinary Income/Expense</b>				
<b>Income</b>				
<b>4000-00 · AIRCARRIER</b>				
4000-01 · Aircarrier - Lease Space	354,458.29	350,000.00	4,458.29	101.3%
4000-02 · Aircarrier - Landing Fees	171,130.62	200,000.00	-28,869.38	85.6%
4000-03 · Aircarrier - Gate Fees	0.00	0.00	0.00	0.0%
4000-04 · Aircarrier - Utility Fees	360.00	0.00	360.00	100.0%
4010-07 · Aircarrier - '14 PFC App	236,629.00	395,000.00	-158,371.00	59.9%
<b>Total 4000-00 · AIRCARRIER</b>	<b>762,577.91</b>	<b>945,000.00</b>	<b>-182,422.09</b>	<b>80.7%</b>
<b>4020-00 · TERMINAL AUTO PARKING REVENUE</b>				
4020-01 · Automobile Parking - Terminal	295,361.45	525,000.00	-229,638.55	56.3%
<b>Total 4020-00 · TERMINAL AUTO PARKING REVENUE</b>	<b>295,361.45</b>	<b>525,000.00</b>	<b>-229,638.55</b>	<b>56.3%</b>
<b>4030-00 · AUTO RENTAL REVENUE</b>				
4030-01 · Automobile Rental - Commission	498,518.46	575,000.00	-76,481.54	86.7%
4030-02 · Automobile Rental - Lease Space	29,029.92	29,100.00	-70.08	99.8%
4030-03 · Automobile Rental - Auto Prkng	62,202.00	108,000.00	-45,798.00	57.6%
4030-04 · Automobile Rental - Utilities	1,941.39	2,500.00	-558.61	77.7%
<b>Total 4030-00 · AUTO RENTAL REVENUE</b>	<b>591,691.77</b>	<b>714,600.00</b>	<b>-122,908.23</b>	<b>82.8%</b>
<b>4040-00 · TERMINAL CONCESSION REVENUE</b>				
4040-01 · Terminal Shops - Commission	7,649.66	10,000.00	-2,350.34	76.5%
4040-03 · Terminal Shops - Utility Fees	1,941.37	0.00	1,941.37	100.0%
4040-10 · Advertising - Commission	29,674.40	52,000.00	-22,325.60	57.1%
4040-11 · Vending Machines - Commission	6,200.10	15,000.00	-8,799.90	41.3%
4040-12 · Terminal ATM	900.00	900.00	0.00	100.0%
<b>Total 4040-00 · TERMINAL CONCESSION REVENUE</b>	<b>46,365.53</b>	<b>77,900.00</b>	<b>-31,534.47</b>	<b>59.5%</b>
<b>4050-00 · FBO REVENUE</b>				
4050-01 · FBO - Lease Space	161,901.60	159,900.00	2,001.60	101.3%
4050-02 · FBO - Tiedown Fees	344,641.00	410,000.00	-65,359.00	84.1%
4050-03 · FBO - Landing Fees - Trans.	514,980.44	360,000.00	154,980.44	143.1%
4050-04 · FBO - Commission	25,024.69	25,000.00	24.69	100.1%
4050-07 · FBO - Miscellaneous	0.00	0.00	0.00	0.0%
<b>Total 4050-00 · FBO REVENUE</b>	<b>1,046,547.73</b>	<b>954,900.00</b>	<b>91,647.73</b>	<b>109.6%</b>
<b>4060-00 · FUEL FLOWAGE REVENUE</b>				
4060-01 · Fuel Flowage - FBO	315,020.67	365,000.00	-49,979.33	86.3%
<b>Total 4060-00 · FUEL FLOWAGE REVENUE</b>	<b>315,020.67</b>	<b>365,000.00</b>	<b>-49,979.33</b>	<b>86.3%</b>
<b>4070-00 · TRANSIENT LANDING FEES REVENUE</b>				
4070-01 · Landing Fees - Commercial	0.00	0.00	0.00	0.0%
4070-02 · Landing Fees - Non-Comm./Gov't	112,497.86	200.00	112,297.86	56,248.9%
<b>Total 4070-00 · TRANSIENT LANDING FEES REVENUE</b>	<b>112,497.86</b>	<b>200.00</b>	<b>112,297.86</b>	<b>56,248.9%</b>
<b>4080-00 · HANGAR REVENUE</b>				
4080-01 · Land Lease - Hangar	628,196.96	673,815.00	-45,618.04	93.2%
4080-02 · Land Lease - Hangar/Trans. Fee	22,325.00	8,000.00	14,325.00	279.1%
4080-03 · Hangar/Utilities (E8,11,24)	0.00	0.00	0.00	0.0%
4080-05 · Land Lease - FMA Hangar Rentals	32,377.52	32,625.00	-247.48	99.2%
<b>Total 4080-00 · HANGAR REVENUE</b>	<b>682,899.48</b>	<b>714,440.00</b>	<b>-31,540.52</b>	<b>95.6%</b>
<b>4090-00 · TIEDOWN PERMIT FEES REVENUE</b>				
4090-01 · Tiedown Permit Fees (FMA)	19,964.19	12,000.00	7,964.19	166.4%
<b>Total 4090-00 · TIEDOWN PERMIT FEES REVENUE</b>	<b>19,964.19</b>	<b>12,000.00</b>	<b>7,964.19</b>	<b>166.4%</b>
<b>4100-00 · CARGO CARRIERS REVENUE</b>				
4100-01 · Cargo Carriers - Landing Fees	9,322.68	10,500.00	-1,177.32	88.8%
4100-02 · Cargo Carriers - Tiedown	4,020.75	3,000.00	1,020.75	134.0%
<b>Total 4100-00 · CARGO CARRIERS REVENUE</b>	<b>13,343.43</b>	<b>13,500.00</b>	<b>-156.57</b>	<b>98.8%</b>
<b>4110-00 · MISCELLANEOUS REVENUE</b>				
4110-01 · Misc. Revenue	6,152.91	5,000.00	1,152.91	123.1%
4110-05 · Misc. Incident/Accident	47,198.02	0.00	47,198.02	100.0%
4110-09 · Miscellaneous Expense Reimburse	0.00	0.00	0.00	0.0%
4900-00 · GAIN/LOSS ON EQUIP. DISP.	0.00	0.00	0.00	0.0%
<b>Total 4110-00 · MISCELLANEOUS REVENUE</b>	<b>53,350.93</b>	<b>5,000.00</b>	<b>48,350.93</b>	<b>1,067.0%</b>
<b>4120-00 · GROUND TRANSP. PERMIT REVENUE</b>				
4120-01 · Ground Transportation Permit	19,300.00	20,000.00	-700.00	96.5%
4120-02 · GTSP - Trip Fee	3,380.00	5,000.00	-1,620.00	67.6%
<b>Total 4120-00 · GROUND TRANSP. PERMIT REVENUE</b>	<b>22,680.00</b>	<b>25,000.00</b>	<b>-2,320.00</b>	<b>90.7%</b>
<b>4400-00 · TSA/SECURITY</b>				
4400-02 · Terminal Lease	40,365.00	40,380.00	-15.00	100.0%
4400-03 · Security Prox. Cards	29,830.00	30,000.00	-170.00	99.4%
<b>Total 4400-00 · TSA/SECURITY</b>	<b>70,195.00</b>	<b>70,380.00</b>	<b>-185.00</b>	<b>99.7%</b>
<b>4500-00 · IDAHO STATE GRANT PROGRAM REV.</b>				
4500-18 · SUN-18 SKW E-175 Certification	0.00	0.00	0.00	0.0%
4500-19 · SUN-19 AIP Sponsor Match	0.00	15,000.00	-15,000.00	0.0%
4500-20 · SUN-20	0.00	0.00	0.00	0.0%
4500-21 · SUN-21	0.00	0.00	0.00	0.0%
4500-26 · IDOT F208SUN	15,000.00	0.00	15,000.00	100.0%
<b>Total 4500-00 · IDAHO STATE GRANT PROGRAM REV.</b>	<b>15,000.00</b>	<b>15,000.00</b>	<b>0.00</b>	<b>100.0%</b>
<b>4510-00 · DOT/Small Community Air Service</b>				
4510-01 · Small Community Air Service	0.00	0.00	0.00	0.0%
4510-02 · Local Match Contribution	0.00	0.00	0.00	0.0%
<b>Total 4510-00 · DOT/Small Community Air Service</b>	<b>0.00</b>	<b>0.00</b>	<b>0.00</b>	<b>0.0%</b>
<b>4520-00 · INTEREST REVENUE</b>				
4520-01 · Interest Revenue - General	32,929.88	45,000.00	-12,070.12	73.2%
4520-07 · Interest Revenue - '14 PFC	22.87	0.00	22.87	100.0%
4520-08 · Finance Fee Revenue	0.00	0.00	0.00	0.0%
<b>Total 4520-00 · INTEREST REVENUE</b>	<b>32,952.75</b>	<b>45,000.00</b>	<b>-12,047.25</b>	<b>73.2%</b>
<b>4742-00 · AIP 42 - Project Air Carr. Apr</b>				

## Friedman Memorial Airport Profit & Loss Budget vs. Actual (COMBINED '20)

	Oct '19 - Sep 20	Budget	\$ Over Budget	% of Budget
4742-01 · AIP '42 Air Carr. Apron	0.00	0.00	0.00	0.0%
<b>Total 4742-00 · AIP 42 - Project Air Carr. Apr</b>	<b>0.00</b>	<b>0.00</b>	<b>0.00</b>	<b>0.0%</b>
4743-00 · AIP 43 - Air Carrier /Pkg. Lot				
4743-01 · AIP 43 - Air Carrier/Pkg. Lot	9,675.05	0.00	9,675.05	100.0%
<b>Total 4743-00 · AIP 43 - Air Carrier /Pkg. Lot</b>	<b>9,675.05</b>	<b>0.00</b>	<b>9,675.05</b>	<b>100.0%</b>
4744-00 · AIP '44 RPZ Acquisition EA				
4744-01 · AIP '44 - RPZ Acquisition - EA	0.00	0.00	0.00	0.0%
4744-00 · AIP '44 RPZ Acquisition EA - Other	0.00	0.00	0.00	0.0%
<b>Total 4744-00 · AIP '44 RPZ Acquisition EA</b>	<b>0.00</b>	<b>0.00</b>	<b>0.00</b>	<b>0.0%</b>
4745-00 · AIP '45 Terminal Apron Expan				
4745-02 · AIP '45 Expand AC Apr	0.00	0.00	0.00	0.0%
4745-01 · AIP '45 Terminal Apron Expan	1,763.88	0.00	1,763.88	100.0%
<b>Total 4745-00 · AIP '45 Terminal Apron Expan</b>	<b>1,763.88</b>	<b>0.00</b>	<b>1,763.88</b>	<b>100.0%</b>
4746-00 · AIP '46 Acquire SRE ARFF				
4746-01 · AIP '46 Acquire SRE ARFF	6,829.27	0.00	6,829.27	100.0%
4746-00 · AIP '46 Acquire SRE ARFF - Other	0.00	0.00	0.00	0.0%
<b>Total 4746-00 · AIP '46 Acquire SRE ARFF</b>	<b>6,829.27</b>	<b>0.00</b>	<b>6,829.27</b>	<b>100.0%</b>
4747-00 · AIP '47 - Acq.SRE/ARFF, Obs.Rem				
4747-01 · AIP '47-Acq.SRE/ARFF&Obs. Remov	544,992.24	1,866,046.88	-1,321,054.64	29.2%
<b>Total 4747-00 · AIP '47 - Acq.SRE/ARFF, Obs.Rem</b>	<b>544,992.24</b>	<b>1,866,046.88</b>	<b>-1,321,054.64</b>	<b>29.2%</b>
4748-00 · AIP '48 Land Acquisition				
4748-01 · AIP '48 Land Acq.- RPZ - 65 Acr	1,783,922.92	984,375.00	799,547.92	181.2%
<b>Total 4748-00 · AIP '48 Land Acquisition</b>	<b>1,783,922.92</b>	<b>984,375.00</b>	<b>799,547.92</b>	<b>181.2%</b>
4749-00 · AIP '49 - Acq. SRE/Pavement Mai				
4749-01 · AIP '49 - Acq. SRE/Pavement Mai	906,355.11	0.00	906,355.11	100.0%
<b>Total 4749-00 · AIP '49 - Acq. SRE/Pavement Mai</b>	<b>906,355.11</b>	<b>0.00</b>	<b>906,355.11</b>	<b>100.0%</b>
4750-00 · Terminal Area Plan (TAP)				
4750-01 · Terminal Area Plan	16,658.40	0.00	16,658.40	100.0%
<b>Total 4750-00 · Terminal Area Plan (TAP)</b>	<b>16,658.40</b>	<b>0.00</b>	<b>16,658.40</b>	<b>100.0%</b>
4751-00 · EA - Land Acq. - Approach Prote				
4751-01 · EA - Land Acq. Approach Protect	34,922.27	0.00	34,922.27	100.0%
<b>Total 4751-00 · EA - Land Acq. - Approach Prote</b>	<b>34,922.27</b>	<b>0.00</b>	<b>34,922.27</b>	<b>100.0%</b>
4752-00 · CARES Act				
4752-01 · CARES Act	2,624,417.08			
<b>Total 4752-00 · CARES Act</b>	<b>2,624,417.08</b>			
4753-00 · AIP '53 - Rehabilitate Runway				
4753-01 · AIP '53 - Rehabilitate Runway	0.00	0.00	0.00	0.0%
<b>Total 4753-00 · AIP '53 - Rehabilitate Runway</b>	<b>0.00</b>	<b>0.00</b>	<b>0.00</b>	<b>0.0%</b>
<b>Total Income</b>	<b>10,009,984.92</b>	<b>7,333,341.88</b>	<b>2,676,643.04</b>	<b>136.5%</b>
<b>Cost of Goods Sold</b>				
50000 · Cost of Goods Sold	0.00	0.00	0.00	0.0%
<b>Total COGS</b>	<b>0.00</b>	<b>0.00</b>	<b>0.00</b>	<b>0.0%</b>
<b>Gross Profit</b>	<b>10,009,984.92</b>	<b>7,333,341.88</b>	<b>2,676,643.04</b>	<b>136.5%</b>
<b>Expense</b>				
<b>EXPENDITURES</b>				
<b>"A" EXPENSES</b>				
5000-01 · Salaries - Airport Manager	157,724.49	157,560.58	163.91	100.1%
5010-00 · Salaries -Finance Manager	268,340.58	113,010.33	155,330.25	237.4%
5010-01 · Salaries - Office Assist.	122,542.08	205,000.00	-82,457.92	59.8%
5010-03 · Salaries - Arpt Business Coord	28,500.29	0.00	28,500.29	100.0%
5020-00 · Salaries - ARFF/OPS Manager	171,907.60	109,402.57	62,505.03	157.1%
5030-00 · Salaries - ARFF/OPS Specialist	457,797.01	448,641.01	9,156.00	102.0%
5040-00 · Salaries-ASC/Sp.Prjct./Ex. Assi	91,875.04	84,166.98	7,708.06	109.2%
5050-00 · Salaries-Seasonal-Snow Removal	39,093.00	55,000.00	-15,907.00	71.1%
5050-01 · Salaries - Seasonal - Arpt Host	5,137.50	5,000.00	137.50	102.8%
5050-02 · Salaries - Merit Increase	0.00	44,623.91	-44,623.91	0.0%
5060-01 · Overtime - General	0.00	2,000.00	-2,000.00	0.0%
5060-02 · Overtime - Snow Removal	29,037.38	45,000.00	-15,962.62	64.5%
5060-04 · OT - Security	0.00	5,000.00	-5,000.00	0.0%
5070-05 · Compensated Absenses Accrued	-150,731.28	0.00	-150,731.28	100.0%
5100-00 · Retirement	149,833.16	140,973.71	8,859.45	106.3%
5110-00 · Social Security/Medicare	93,998.43	92,889.65	1,108.78	101.2%
5120-00 · Life Insurance	1,478.26	2,000.00	-521.74	73.9%
5130-00 · Medical Insurance	224,559.16	220,500.00	4,059.16	101.8%
5160-00 · Workman's Compensation	20,036.00	20,000.00	36.00	100.2%
5170-00 · Unemployment Claims	660.44	0.00	660.44	100.0%
<b>Total "A" EXPENSES</b>	<b>1,711,789.14</b>	<b>1,750,768.74</b>	<b>-38,979.60</b>	<b>97.8%</b>
<b>"B" EXPENDITURES</b>				
<b>"B" EXPENSES - ADMINISTRATIVE</b>				
6000-00 · TRAVEL EXPENSE				
6000-01 · Travel	4,373.31	37,400.00	-33,026.69	11.7%
<b>Total 6000-00 · TRAVEL EXPENSE</b>	<b>4,373.31</b>	<b>37,400.00</b>	<b>-33,026.69</b>	<b>11.7%</b>
6010-00 · SUPPLIES/EQUIPMENT EXPENSE				
6010-01 · Supplies - Office	3,991.75	11,000.00	-7,008.25	36.3%
6010-02 · Supplies - Parking	820.38	0.00	820.38	100.0%
6010-03 · Supplies - Computer	8,046.56	13,000.00	-4,953.44	61.9%
<b>Total 6010-00 · SUPPLIES/EQUIPMENT EXPENSE</b>	<b>12,858.69</b>	<b>24,000.00</b>	<b>-11,141.31</b>	<b>53.6%</b>
6020-00 · INSURANCE				
6020-01 · Insurance	53,257.00	55,000.00	-1,743.00	96.8%
<b>Total 6020-00 · INSURANCE</b>	<b>53,257.00</b>	<b>55,000.00</b>	<b>-1,743.00</b>	<b>96.8%</b>
6030-00 · UTILITIES				

## Friedman Memorial Airport Profit & Loss Budget vs. Actual (COMBINED '20)

	Oct '19 - Sep 20	Budget	\$ Over Budget	% of Budget
6030-01 · Utilities - Gas/Terminal	14,100.00	20,000.00	-5,900.00	70.5%
6030-02 · Utilities - Gas/AOB & Cold Stor	4,280.00	9,500.00	-5,220.00	45.1%
6030-03 · Utilities - Elect./Runway&PAPI	5,329.95	8,200.00	-2,870.05	65.0%
6030-04 · Utilities - Elec./AOB & Cold St	7,703.56	9,500.00	-1,796.44	81.1%
6030-05 · Utilities - Electric/Terminal	54,885.93	50,000.00	4,885.93	109.8%
6030-06 · Utilities - Telephone	17,030.52	16,500.00	530.52	103.2%
6030-07 · Utilities - Water	12,894.24	20,000.00	-7,105.76	64.5%
6030-08 · Utilities - Garbage Removal	12,886.52	12,000.00	886.52	107.4%
6030-09 · Utilities - Sewer	5,267.51	4,000.00	1,267.51	131.7%
6030-11 · Utilities - Electric/Tower	5,649.07	6,500.00	-850.93	86.9%
6030-12 · Utilities - Elec./Brdfrd.Hghl	359.72	500.00	-140.28	71.9%
6030-13 · Utilities - Elec. Exit Booth	1,808.47	3,000.00	-1,191.53	60.3%
6030-15 · Utilities - Elec/AWOS	3,666.35	3,500.00	166.35	104.8%
6030-16 · Utilities - Elec. Wind Cone	119.58	150.00	-30.42	79.7%
6030-17 · Utilities - Elec./Gas- Hangar	2,767.15	4,000.00	-1,232.85	69.2%
6030-18 · Utilities - Lubricant Wst. Dspl	540.00	500.00	40.00	108.0%
<b>Total 6030-00 · UTILITIES</b>	<b>149,288.57</b>	<b>167,850.00</b>	<b>-18,561.43</b>	<b>88.9%</b>
<b>6040-00 · SERVICE PROVIDER</b>				
6040-01 · Service Provider - General	562.00	0.00	562.00	100.0%
6040-02 · Service Provider - Term. Serv.	8,828.18	7,500.00	1,328.18	117.7%
6040-03 · Service Provider - AOB Services	62,639.85	44,400.00	18,239.85	141.1%
6040-04 · Service Provider-Ops./Airfield	28,434.70	16,000.00	12,434.70	177.7%
<b>Total 6040-00 · SERVICE PROVIDER</b>	<b>100,464.73</b>	<b>67,900.00</b>	<b>32,564.73</b>	<b>148.0%</b>
<b>6050-00 · PROFESSIONAL SERVICES</b>				
6050-01 · Professional Services - Legal	73,079.00	50,000.00	23,079.00	146.2%
6050-02 · Professional Serv. - Audit/Fina	64,915.73	47,000.00	17,915.73	138.1%
6050-03 · Professional Services - Engineer	76,435.46	25,000.00	51,435.46	305.7%
6050-04 · Professional Services - HR	0.00	0.00	0.00	0.0%
6050-05 · Professional Services - Gen.	29,375.07	10,000.00	19,375.07	293.8%
6050-10 · Prof. Svcs.-IT/Comp. Support	16,991.25	15,000.00	1,991.25	113.3%
6050-12 · Prof. Serv. - Planning Air Serv.	4,253.75	8,000.00	-3,746.25	53.2%
6050-13 · Prof. Serv.-Website Des & Maint	4,224.15	4,000.00	224.15	105.6%
6050-15 · Prof. Serv.-Comm. Coord/PubOutr	14,737.30	37,000.00	-22,262.70	39.8%
6050-17 · Prof. Serv. - Airspace Consult.	47,157.00	90,000.00	-42,843.00	52.4%
6050-18 · Prof. Services - Approach Maint	0.00	0.00	0.00	0.0%
6050-19 · Prof. Serv.-ATCT Relocation	1,700.00	30,000.00	-28,300.00	5.7%
6050-20 · Prof Services - New Approach	1,778.90	-	-	-
<b>Total 6050-00 · PROFESSIONAL SERVICES</b>	<b>334,647.61</b>	<b>316,000.00</b>	<b>18,647.61</b>	<b>105.9%</b>
<b>6060-00 · MAINTENANCE-OFFICE EQUIPMENT</b>				
6060-01 · Maint.-Office Equip./Gen.	0.00	0.00	0.00	0.0%
6060-04 · Maintenance - Copier	1,443.34	2,000.00	-556.66	72.2%
6060-05 · Maintenance - Phone	1,215.00	1,250.00	-35.00	97.2%
<b>Total 6060-00 · MAINTENANCE-OFFICE EQUIPMENT</b>	<b>2,658.34</b>	<b>3,250.00</b>	<b>-591.66</b>	<b>81.8%</b>
<b>6070-00 · RENT/LEASE OFFICE EQUIPMENT</b>				
6070-02 · Rent/Lease - Postage Meter	1,170.60	1,200.00	-29.40	97.6%
<b>Total 6070-00 · RENT/LEASE OFFICE EQUIPMENT</b>	<b>1,170.60</b>	<b>1,200.00</b>	<b>-29.40</b>	<b>97.6%</b>
<b>6080-00 · DUES/MEMBERSHIPS/PUBLICATIONS E</b>				
6080-01 · Dues/Memberships	2,486.01	6,000.00	-3,513.99	41.4%
6080-04 · Publications	2,362.37	5,000.00	-2,637.63	47.2%
<b>Total 6080-00 · DUES/MEMBERSHIPS/PUBLICATIONS E</b>	<b>4,848.38</b>	<b>11,000.00</b>	<b>-6,151.62</b>	<b>44.1%</b>
<b>6090-00 · POSTAGE</b>				
6090-01 · Postage/Courier Service	669.72	2,000.00	-1,330.28	33.5%
<b>Total 6090-00 · POSTAGE</b>	<b>669.72</b>	<b>2,000.00</b>	<b>-1,330.28</b>	<b>33.5%</b>
<b>6100-00 · EDUCATION/TRAINING</b>				
6100-01 · Education/Training - Admin.	2,965.95	15,000.00	-12,034.05	19.8%
6100-02 · Education/Training - OPS	4,335.36	15,000.00	-10,664.64	28.9%
6100-03 · Education/Training - ARFF	11,326.18	18,000.00	-6,673.82	62.9%
6100-04 · Ed/Train. - ARFF Trienn. Drill	2,712.79	7,500.00	-4,787.21	36.2%
6100-05 · Education - Noise Abatement	0.00	0.00	0.00	0.0%
6100-06 · Education - Security	680.00	3,000.00	-2,320.00	22.7%
6100-08 · Education/Training - HFD Coop.	0.00	5,000.00	-5,000.00	0.0%
<b>Total 6100-00 · EDUCATION/TRAINING</b>	<b>22,020.28</b>	<b>63,500.00</b>	<b>-41,479.72</b>	<b>34.7%</b>
<b>6101-00 · PUBLIC OUTREACH/COMMUNICATIONS</b>				
6101-01 · Public Outr/Comm - General	34,440.58	33,000.00	1,440.58	104.4%
6101-02 · Public Outr/Comm - Noise Abatem	0.00	500.00	-500.00	0.0%
6101-03 · Public Outr/Comm - SAAC	2,468.02	8,000.00	-5,531.98	30.9%
6101-00 · PUBLIC OUTREACH/COMMUNICATIONS - Other	175.00	-	-	-
<b>Total 6101-00 · PUBLIC OUTREACH/COMMUNICATIONS</b>	<b>37,083.60</b>	<b>41,500.00</b>	<b>-4,416.40</b>	<b>89.4%</b>
<b>6110-00 · CONTRACTS</b>				
6110-01 · Contracts - General	0.00	1,000.00	-1,000.00	0.0%
6110-02 · Contracts - FMAA	42,000.00	42,000.00	0.00	100.0%
6110-03 · Contracts - FBO/Fee Collection	39,200.00	58,900.00	-19,700.00	66.6%
6110-08 · Contracts - Eccles Tree Lights	0.00	0.00	0.00	0.0%
6110-16 · Contracts - Prkg Mngt Fee/Ops	265,480.92	165,000.00	100,480.92	160.9%
6110-17 · Contracts - Landing Fee Equip.	0.00	0.00	0.00	0.0%
6110-18 · Contracts - Vector Commissions	14,560.22	-	-	-
<b>Total 6110-00 · CONTRACTS</b>	<b>361,241.14</b>	<b>266,900.00</b>	<b>94,341.14</b>	<b>135.3%</b>
<b>6120-00 · ZZZ PERMITS</b>				
6120-01 · Zzz_Permits - General	0.00	0.00	0.00	0.0%
<b>Total 6120-00 · ZZZ PERMITS</b>	<b>0.00</b>	<b>0.00</b>	<b>0.00</b>	<b>0.0%</b>
<b>6130-00 · MISCELLANEOUS EXPENSES</b>				
6130-01 · Misc. - General	9,068.69	15,000.00	-5,931.31	60.5%
6130-02 · Misc. - Incident/Accident	0.00	0.00	0.00	0.0%
6130-19 · Misc. COVID-19	68,526.72	0.00	68,526.72	100.0%
6140-00 · Bank Fees	15,410.03	16,000.00	-589.97	96.3%
6140-01 · Merchant Fees	165.16	-	-	-
6150-01 · Interest Exp. - Prkg. Lot Equip	2,904.19	6,600.00	-3,695.81	44.0%
6150-02 · Zzz_Interest Expense	0.00	0.00	0.00	0.0%
<b>Total 6130-00 · MISCELLANEOUS EXPENSES</b>	<b>96,074.79</b>	<b>37,600.00</b>	<b>58,474.79</b>	<b>255.5%</b>
<b>6400-00 · DOT/SCASGP</b>				

## Friedman Memorial Airport Profit & Loss Budget vs. Actual (COMBINED '20)

	Oct '19 - Sep 20	Budget	\$ Over Budget	% of Budget
6400-01 · DOT/SCASGP	0.00	0.00	0.00	0.0%
6400-02 · DOT/SCASGP - FMAA	0.00	0.00	0.00	0.0%
<b>Total 6400-00 · DOT/SCASGP</b>	<b>0.00</b>	<b>0.00</b>	<b>0.00</b>	<b>0.0%</b>
<b>Total "B" EXPENSES - ADMINISTRATIVE</b>	<b>1,180,656.76</b>	<b>1,095,100.00</b>	<b>85,556.76</b>	<b>107.8%</b>
<b>"B" EXPENSES - OPERATIONAL</b>				
<b>6500-00 · SUPPLIES/EQUIPMENT-OPERATIONS</b>				
6500-01 · Supplies/Equipment - General	3,402.29	5,000.00	-1,597.71	68.0%
6500-02 · Supplies/Equipment - Tools	2,654.48	500.00	2,154.48	530.9%
6500-03 · Supplies/Equipment - Clothing	1,189.04	5,000.00	-3,810.96	23.8%
6500-04 · Supplies/Equipment - Janitorial	21,200.54	20,000.00	1,200.54	106.0%
<b>Total 6500-00 · SUPPLIES/EQUIPMENT-OPERATIONS</b>	<b>28,446.35</b>	<b>30,500.00</b>	<b>-2,053.65</b>	<b>93.3%</b>
<b>6505-00 · EQUIP/VEHICLE - LEASE/RENTAL</b>				
6505-01 · Eq./Vehi Lease/Rental - General	87,759.16	90,000.00	-2,240.84	97.5%
<b>Total 6505-00 · EQUIP/VEHICLE - LEASE/RENTAL</b>	<b>87,759.16</b>	<b>90,000.00</b>	<b>-2,240.84</b>	<b>97.5%</b>
<b>6510-00 · FUEL/LUBRICANTS</b>				
6510-01 · General	185.50	2,000.00	-1,814.50	9.3%
6510-02 · Fuel	30,929.04	47,500.00	-16,570.96	65.1%
6510-03 · Lubricants	3,649.74	6,600.00	-2,950.26	55.3%
<b>Total 6510-00 · FUEL/LUBRICANTS</b>	<b>34,764.28</b>	<b>56,100.00</b>	<b>-21,335.72</b>	<b>62.0%</b>
<b>6520-00 · VEHICLES/MAINTENANCE</b>				
6520-01 · R/M Equipment - General	9,942.25	8,000.00	1,942.25	124.3%
6520-06 · R/M Equip. - '85 Ford Dump	1,630.11	500.00	1,130.11	326.0%
6520-08 · R/M Equip. - '96 Tiger Tractor	234.37	6,400.00	-6,165.63	3.7%
6520-09 · R/M Equip. - '96 Oshkosh Swp.	137.10	3,350.00	-3,212.90	4.1%
6520-17 · R/M Equip. '01 Case 921 Ldr.	1,815.52	2,200.00	-384.48	82.5%
6520-18 · R/M Equip. - '97 Chevy Blazer	8.29	1,650.00	-1,641.71	0.5%
6520-19 · R/M Equip. '02 Ford F-150 PU	113.64	1,200.00	-1,086.36	9.5%
6520-20 · R/M Equip. - '02 Kodiak Blower	897.96	900.00	-2.04	99.8%
6520-25 · R/M Equip. - '04 Batts De-Ice	0.00	5,500.00	-5,500.00	0.0%
6520-28 · R/M Equip. '06 Case 621 Loader	778.67	2,425.00	-1,646.33	32.1%
6520-29 · R/M Equip. - '10 Waus Broom/Plow	10,192.54	32,000.00	-21,807.46	31.9%
6520-30 · R/M Equip. '05 Ford F-350	8,823.65	9,400.00	-576.35	93.9%
6520-31 · R/M Equip. - '10 Oshkosh Blower	1,995.23	3,100.00	-1,104.77	64.4%
6520-32 · R/M Equip. - '09 Mini Truck	359.45	200.00	159.45	179.7%
6520-34 · R/M Equip. - '12 Case 921F Load	6,355.52	2,300.00	4,055.52	276.3%
6520-35 · R/M Equip. - '14 Ford Explorer	342.09	575.00	-232.91	59.5%
6520-36 · R/M Equip. - '10 Toyota Forklif	0.00	650.00	-650.00	0.0%
6520-37 · R/M Equip. - '15 Tool Cat	3,726.28	3,200.00	526.28	116.4%
6520-38 · R/M Equip. - '15 Wausau Broom	84.18	15,800.00	-15,715.82	0.5%
6520-39 · R/M Equip. - Boss Spreader	283.80	0.00	283.80	100.0%
6520-40 · R/M Equip. - '17 Ford-350 Super	1,590.12	450.00	1,140.12	353.4%
6520-41 · R/M Equip. - '17 Kodiak Blower	1,435.58	1,700.00	-264.42	84.4%
6520-42 · R/M Equip. - '18 Kodiak Attach.	0.00	0.00	0.00	0.0%
6520-43 · R/M Equip. - '18 279D Skid St.	5,108.60	2,500.00	2,608.60	204.3%
6520-44 · R/M Equip. - '18 Cat 972M Ldr	4,735.76	1,000.00	3,735.76	473.6%
6520-45 · R/M Equip. - '19 Oshkosh Broom	1,309.00	11,500.00	-10,191.00	11.4%
6520-46 · R/M Equip. - '20 Chev. 1500 PU	2,360.15	0.00	2,360.15	100.0%
6520-47 · R/M Equip. - '19 Cat 972M Ldr	1,355.30	0.00	1,355.30	100.0%
6520-48 · R/M Equip. - '18 New Holland Trac	32.00	0.00	32.00	100.0%
6520-49 · R/M Equip. - MB Combo	49,186.94	0.00	49,186.94	100.0%
<b>Total 6520-00 · VEHICLES/MAINTENANCE</b>	<b>114,834.10</b>	<b>116,500.00</b>	<b>-1,665.90</b>	<b>98.6%</b>
<b>6530-00 · ARFF MAINTENANCE</b>				
6530-01 · ARFF Maint. Gen/Supplies	864.92	10,000.00	-9,135.08	8.6%
6530-03 · ARFF Maint. - '87 Oshkosh	397.97	2,450.00	-2,052.03	16.2%
6530-04 · ARFF Maint. - Radios	254.19	3,000.00	-2,745.81	8.5%
6530-05 · ARFF Maint. - '03 E-One	2,215.55	2,450.00	-234.45	90.4%
6530-06 · ARFF Maint. - '20 Oshkosh Strik	0.00	0.00	0.00	0.0%
6530-07 · ARFF Maint. - Supp/HFD Support	0.00	0.00	0.00	0.0%
<b>Total 6530-00 · ARFF MAINTENANCE</b>	<b>3,732.63</b>	<b>17,900.00</b>	<b>-14,167.37</b>	<b>20.9%</b>
<b>6540-00 · REPAIRS/MAINTENANCE - BUILDING</b>				
6540-01 · R/M Bldg. - General	1,032.12	2,000.00	-967.88	51.6%
6540-02 · R/M Bldg. - Terminal	87,960.17	95,000.00	-7,039.83	92.6%
6540-03 · R/M Bldg. - Terminal Concession	1,050.24	2,500.00	-1,449.76	42.0%
6540-04 · R/M Bldg. - Cold Storage	201.98	2,000.00	-1,798.02	10.1%
6540-05 · R/M Bldg. - AOB/SHOP	9,777.80	20,000.00	-10,222.20	48.9%
6540-06 · R/M Bldg. - Hangars	38.35	2,500.00	-2,461.65	1.5%
6540-07 · R/M Bldg. - Tower	9,308.30	6,000.00	3,308.30	155.1%
6540-08 · R/M Bldg. - Parking Booth	165.35	1,450.00	-1,284.65	11.4%
6540-09 · Zzz_R/M Bldg. - Landscaping	0.00	0.00	0.00	0.0%
<b>Total 6540-00 · REPAIRS/MAINTENANCE - BUILDING</b>	<b>109,534.31</b>	<b>131,450.00</b>	<b>-21,915.69</b>	<b>83.3%</b>
<b>6550-00 · REPAIRS/MAINTENANCE - AIRSIDE</b>				
6550-01 · R/M - General	5,909.47	5,000.00	909.47	118.2%
6550-02 · R/M - Airfield/Runway	10,109.15	60,000.00	-49,890.85	16.8%
6550-03 · R/M - Airfield/Runway - Deice	56,120.80	120,000.00	-63,879.20	46.8%
6550-04 · R/M - Lights	15,644.64	12,000.00	3,644.64	130.4%
<b>Total 6550-00 · REPAIRS/MAINTENANCE - AIRSIDE</b>	<b>87,784.06</b>	<b>197,000.00</b>	<b>-109,215.94</b>	<b>44.6%</b>
<b>6551-00 · REPAIRS/MAINTENANCE - LANDSIDE</b>				
6551-01 · R/M - General	160.31	2,500.00	-2,339.69	6.4%
6551-02 · R/M - Parking Lot	7,310.05	8,000.00	-689.95	91.4%
6551-03 · R/M - Landscaping	11,793.98	10,000.00	1,793.98	117.9%
<b>Total 6551-00 · REPAIRS/MAINTENANCE - LANDSIDE</b>	<b>19,264.34</b>	<b>20,500.00</b>	<b>-1,235.66</b>	<b>94.0%</b>
<b>6560-00 · SECURITY EXPENSE</b>				
6560-01 · Security - General	4,245.56	11,500.00	-7,254.44	36.9%
6560-02 · Security - Law Enf. Offi. (LEO)	6,064.45	10,000.00	-3,935.55	60.6%
6560-03 · Security - Subscription Licen.	53,767.60	62,685.00	-8,917.40	85.8%
6560-04 · Security - Perim./Access/CCTV	13,651.45	17,600.00	-3,948.55	77.6%
6560-05 · Security - Professional Serv.	2,250.00	15,000.00	-12,750.00	15.0%
6560-06 · Security - Prof. Services/IT	4,973.22	7,500.00	-2,526.78	66.3%
<b>Total 6560-00 · SECURITY EXPENSE</b>	<b>84,952.28</b>	<b>124,285.00</b>	<b>-39,332.72</b>	<b>68.4%</b>
<b>6570-00 · REPAIRS/MAINT.-AERONAUTICAL EQU</b>				
6570-01 · R/M Aeronautical Equip - NDB/DME	8,266.04	10,000.00	-1,733.96	82.7%
6570-02 · R/M Aeronautical Equip. - Tower	7,698.31	8,000.00	-301.69	96.2%

## Friedman Memorial Airport Profit & Loss Budget vs. Actual (COMBINED '20)

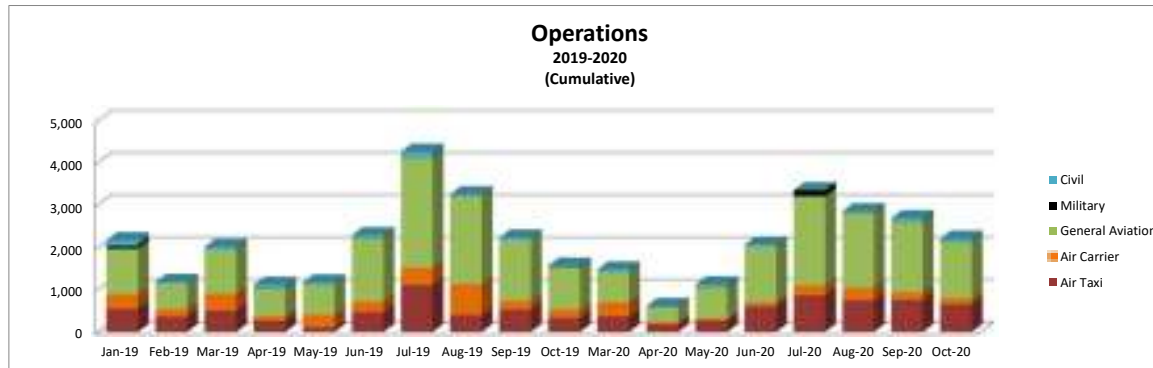
	Oct '19 - Sep 20	Budget	\$ Over Budget	% of Budget
6570-03 · R/M Aeronautical Eqp.-Swf. Sys	0.00	0.00	0.00	0.0%
6570-04 · R/M Aeron. Equip. - AWOS/ATIS	8,236.80	10,000.00	-1,763.20	82.4%
6570-05 · R/M Aeron. Equip/- Aircraft Ca	0.00	0.00	0.00	0.0%
<b>Total 6570-00 · REPAIRS/MAINT.-AERONAUTICAL EQU</b>	<b>24,201.15</b>	<b>28,000.00</b>	<b>-3,798.85</b>	<b>86.4%</b>
<b>Total "B" EXPENSES - OPERATIONAL</b>	<b>595,272.66</b>	<b>812,235.00</b>	<b>-216,962.34</b>	<b>73.3%</b>
<b>Total "B" EXPENDITURES</b>	<b>1,775,929.42</b>	<b>1,907,335.00</b>	<b>-131,405.58</b>	<b>93.1%</b>
<b>"C" EXPENSES</b>				
<b>7001-00 · CAPITAL EXPENDITURES</b>				
7001-0* · CONTINGENCY	0.00	25,000.00	-25,000.00	0.0%
7001-01 · Land	0.00	0.00	0.00	0.0%
7001-02 · Buildings and Improvements	0.00	55,000.00	-55,000.00	0.0%
7001-03 · Airfield & General Improvements	0.00	15,000.00	-15,000.00	0.0%
7001-04 · Office Equipment	0.00	5,000.00	-5,000.00	0.0%
7001-05 · Maintenance Equipment /Vehicle	0.00	91,000.00	-91,000.00	0.0%
7001-06 · Assessments/Plans/Studies	0.00	150,000.00	-150,000.00	0.0%
7001-08 · Federal Grant Equipment	0.00	0.00	0.00	0.0%
7001-09 · Security Equipment	0.00	30,500.00	-30,500.00	0.0%
<b>Total 7001-00 · CAPITAL EXPENDITURES</b>	<b>0.00</b>	<b>371,500.00</b>	<b>-371,500.00</b>	<b>0.0%</b>
<b>7110-00 · DOT/SCADGP</b>				
7110-01 · DOT/SCASGP	0.00	0.00	0.00	0.0%
7110-02 · DOT/SCASGP - FMAA	0.00	0.00	0.00	0.0%
<b>Total 7110-00 · DOT/SCADGP</b>	<b>0.00</b>	<b>0.00</b>	<b>0.00</b>	<b>0.0%</b>
<b>7500-00 · IDAHO STATE GRANT PROGRAM</b>				
7500-18 · '18 ITD Grant (SUN-17 ITD/FMA)	0.00	0.00	0.00	0.0%
<b>Total 7500-00 · IDAHO STATE GRANT PROGRAM</b>	<b>0.00</b>	<b>0.00</b>	<b>0.00</b>	<b>0.0%</b>
<b>7542-00 · AIP'42 EXPENSE-AC Apr Dsgn</b>				
7542-01 · AIP '42 - Eligible	0.00	0.00	0.00	0.0%
7542-02 · AIP '42 Non-Eligible	0.00	0.00	0.00	0.0%
7542-03 · AIP '42 - Land Acquisition	0.00	0.00	0.00	0.0%
<b>Total 7542-00 · AIP'42 EXPENSE-AC Apr Dsgn</b>	<b>0.00</b>	<b>0.00</b>	<b>0.00</b>	<b>0.0%</b>
<b>7543-00 · AIP '43 EXPENSE - AC Apr</b>				
7543-01 · AIP'43- AC Apron - Eligible	0.00	0.00	0.00	0.0%
7543-02 · AIP '43-Prkng - Non-Eligibl	0.00	0.00	0.00	0.0%
7543-03 · AIP '43 - SRE Equipment	0.00	0.00	0.00	0.0%
7543-04 · AIP '43-RPZ Acq/Tree Rmvl	0.00	0.00	0.00	0.0%
7543-05 · AIP '43-Retainer - Eligible	0.00	0.00	0.00	0.0%
7543-06 · AIP '43 - Non-Elig. Retain	0.00	0.00	0.00	0.0%
<b>Total 7543-00 · AIP '43 EXPENSE - AC Apr</b>	<b>0.00</b>	<b>0.00</b>	<b>0.00</b>	<b>0.0%</b>
<b>7544-00 · AIP '44 EXPENSE RPZ EA</b>				
7544-01 · AIP '44 - Eligible	0.00	0.00	0.00	0.0%
7544-02 · AIP '44 - Non-Eligible	0.00	0.00	0.00	0.0%
7544-00 · AIP '44 EXPENSE RPZ EA - Other	0.00	0.00	0.00	0.0%
<b>Total 7544-00 · AIP '44 EXPENSE RPZ EA</b>	<b>0.00</b>	<b>0.00</b>	<b>0.00</b>	<b>0.0%</b>
<b>7545-00 · AIP '45 EXPENSE - Exp. AC Apron</b>				
7545-01 · AIP '45 - Eligible	0.00	1,050,000.00	-1,050,000.00	0.0%
7545-02 · AIP '45 - Non-Eligible	0.00	0.00	0.00	0.0%
7545-03 · AIP '45 - Retainer - Eligible	0.00	0.00	0.00	0.0%
7545-04 · AIP '45 - Non-Elig. Retainer	0.00	0.00	0.00	0.0%
<b>Total 7545-00 · AIP '45 EXPENSE - Exp. AC Apron</b>	<b>0.00</b>	<b>1,050,000.00</b>	<b>-1,050,000.00</b>	<b>0.0%</b>
<b>7546-00 · AIP '46 EXPENSE - SRE/ARFF EQU</b>				
7546-01 · AIP '46 - Eligible	0.00	0.00	0.00	0.0%
7546-02 · AIP '46 - Non-Eligible	0.00	0.00	0.00	0.0%
7546-03 · AIP '46 - Retainer - Eligible	0.00	0.00	0.00	0.0%
7546-04 · AIP '46 - Non-Elig. Retainer	0.00	0.00	0.00	0.0%
7546-00 · AIP '46 EXPENSE - SRE/ARFF EQU - Other	0.00	0.00	0.00	0.0%
<b>Total 7546-00 · AIP '46 EXPENSE - SRE/ARFF EQU</b>	<b>0.00</b>	<b>0.00</b>	<b>0.00</b>	<b>0.0%</b>
<b>7547-00 · AIP '47 EXPENSE - Acq. SRE/ARFF</b>				
7547-01 · AIP '47 - Eligible	0.00	1,990,450.00	-1,990,450.00	0.0%
7547-02 · AIP '47 - Non-Eligible	0.00	0.00	0.00	0.0%
7547-03 · AIP '47 - Retainer - Eligible	0.00	0.00	0.00	0.0%
<b>Total 7547-00 · AIP '47 EXPENSE - Acq. SRE/ARFF</b>	<b>0.00</b>	<b>1,990,450.00</b>	<b>-1,990,450.00</b>	<b>0.0%</b>
<b>7548-00 · AIP '48 EXPENSE - LAND ACQU</b>				
7548-01 · AIP '48 - Eligible	0.00	0.00	0.00	0.0%
7548-02 · AIP '48 - Non-Eligible	0.00	0.00	0.00	0.0%
<b>Total 7548-00 · AIP '48 EXPENSE - LAND ACQU</b>	<b>0.00</b>	<b>0.00</b>	<b>0.00</b>	<b>0.0%</b>
<b>7549-00 · AIP '49 - SRE Aqu., Pavement Ma</b>				
7549-01 · AIP '49 - Eligible	0.00	0.00	0.00	0.0%
7549-02 · AIP '49 - Non-Eligible	0.00	0.00	0.00	0.0%
7549-03 · AIP '49 - Retainer - Eligible	0.00	0.00	0.00	0.0%
7549-04 · AIP '49 - Non-Elig. Retainer	0.00	0.00	0.00	0.0%
<b>Total 7549-00 · AIP '49 - SRE Aqu., Pavement Ma</b>	<b>0.00</b>	<b>0.00</b>	<b>0.00</b>	<b>0.0%</b>
<b>7550-00 · Terminal Area Plan (TAP)</b>				
7550-01 · AIP '50 - Eligible	0.00	0.00	0.00	0.0%
<b>Total 7550-00 · Terminal Area Plan (TAP)</b>	<b>0.00</b>	<b>0.00</b>	<b>0.00</b>	<b>0.0%</b>
<b>7551-00 · EA - Land Acq - Approach Protec</b>				
7551-01 · AIP '51 - Eligible	0.00	0.00	0.00	0.0%
<b>Total 7551-00 · EA - Land Acq - Approach Protec</b>	<b>0.00</b>	<b>0.00</b>	<b>0.00</b>	<b>0.0%</b>
<b>7552-00 · CARES Act</b>				
7552-01 · AIP '52 - Eligible	0.00	0.00	0.00	0.0%
7552-00 · CARES Act - Other	0.00	0.00	0.00	0.0%
<b>Total 7552-00 · CARES Act</b>	<b>0.00</b>	<b>0.00</b>	<b>0.00</b>	<b>0.0%</b>
<b>7599-00 · AIP Proj. Formulation/Rep. Airp</b>				
7599-01 · AIP Replacement Airpt.-Prog. Ma	0.00	0.00	0.00	0.0%
7599-02 · AIP Replacement Airp.-Financial	0.00	0.00	0.00	0.0%

**Friedman Memorial Airport  
Profit & Loss Budget vs. Actual (COMBINED '20)**

Accrual Basis

	Oct '19 - Sep 20	Budget	\$ Over Budget	% of Budget
7599-03 · AIP Replacement Airp.-EIS	0.00	0.00	0.00	0.0%
Total 7599-00 · AIP Proj. Formulation/Rep. Airp	0.00	0.00	0.00	0.0%
8500-00 · Capital Imp. Program (CIP)				
8501-00 · CIP - General				
8501-01 · General	0.00	0.00	0.00	0.0%
8501-00 · CIP - General - Other	0.00	0.00	0.00	0.0%
Total 8501-00 · CIP - General	0.00	0.00	0.00	0.0%
8502-00 · Land Acq - Approach Protection				
8502-01 · CIP-Land Acqu-Approach Protecti	0.00	0.00	0.00	0.0%
8502-00 · Land Acq - Approach Protection - Other	0.00	0.00	0.00	0.0%
Total 8502-00 · Land Acq - Approach Protection	0.00	0.00	0.00	0.0%
8503-00 · CIP 03-2021 Rehab RW, TW & Apro				
8503-01 · CIP 03-2020 Rehab RW, TW & Apro	0.00	0.00	0.00	0.0%
Total 8503-00 · CIP 03-2021 Rehab RW, TW & Apro	0.00	0.00	0.00	0.0%
Total 8500-00 · Capital Imp. Program (CIP)	0.00	0.00	0.00	0.0%
Total "C" EXPENSES	0.00	3,411,950.00	-3,411,950.00	0.0%
Total EXPENDITURES	3,487,718.56	7,070,053.74	-3,582,335.18	49.3%
Merchant deposit fees	-0.04	0.00	0.00	0.0%
69810 · Bank Service Charges	0.00	0.00	0.00	0.0%
9999-00 · Depreciation	3,627,444.93	0.00	3,627,444.93	100.0%
9999-10 · IMPAIRMENT LOSS	0.00	0.00	0.00	0.0%
Total Expense	7,115,163.45	7,070,053.74	45,109.71	100.6%
Net Ordinary Income	2,894,821.47	263,288.14	2,631,533.33	1,099.5%
Other Income/Expense				
Other Expense				
Supplies - Terminal Parking	0.00	0.00	0.00	0.0%
Total Other Expense	0.00	0.00	0.00	0.0%
Net Other Income	0.00	0.00	0.00	0.0%
Net Income	<u>2,894,821.47</u>	<u>263,288.14</u>	<u>2,631,533.33</u>	<u>1,099.5%</u>

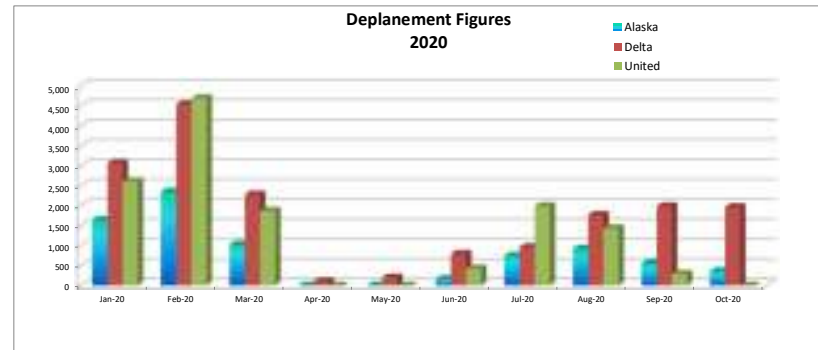
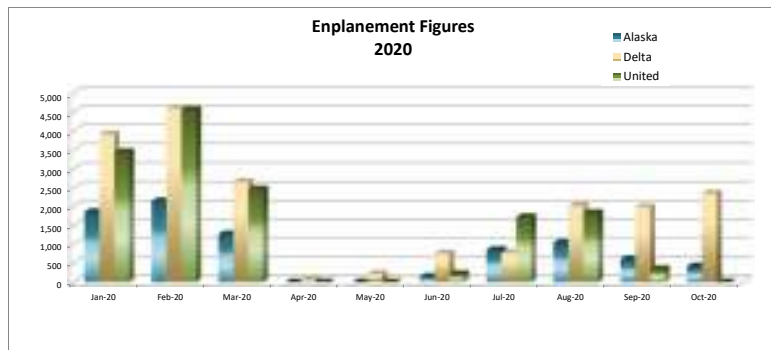
ATCT Traffic Operations Record																				
Month	2001	2002	2003	2004	2005	2006	2007	2008	2009	2010	2011	2012	2013	2014	2015	2016	2017	2018	2019	2020
January	3,622	3,893	3,912	2,600	3,028	2,787	4,547	2,520	2,070	2,379	2,408	2,098	2,454	2,128	2,249	1,842	1,665	2,019	2,172	1,987
February	4,027	4,498	3,073	3,122	3,789	3,597	3,548	2,857	2,244	2,647	2,117	2,205	2,612	1,417	2,268	2,533	1,629	1,914	1,187	2,253
March	4,952	5,126	3,086	4,097	3,618	2,918	4,677	3,097	2,145	2,709	1,813	1,921	2,753	1,924	2,023	1,917	1,895	1,860	2,016	1,480
April	2,494	3,649	2,213	2,840	2,462	2,047	2,581	2,113	1,724	1,735	1,604	1,513	1,509	1,210	1,337	1,380	1,426	1,257	1,116	616
May	3,905	4,184	2,654	3,282	2,729	2,134	1,579	2,293	2,280	1,891	1,533	1,693	1,852	555	668	1,501	1,802	1,442	1,174	1,127
June	4,787	5,039	4,737	4,438	3,674	3,656	5,181	3,334	2,503	3,019	2,898	2,761	3,203	2,164	2,387	2,475	2,502	2,552	2,292	2,069
July	6,359	8,796	6,117	5,910	5,424	5,931	7,398	4,704	4,551	5,005	5,004	4,810	5,345	4,345	4,159	4,562	4,573	5,033	4,266	3,356
August	6,479	6,917	5,513	5,707	5,722	6,087	8,196	4,570	4,488	4,705	4,326	3,823	4,644	3,114	2,932	3,719	3,873	3,175	3,260	2,859
September	3,871	4,636	4,162	4,124	4,609	3,760	4,311	2,696	3,376	3,128	3,359	2,396	2,403	2,237	2,292	2,379	2,036	2,224	2,235	2,692
October	3,879	3,656	3,426	2,936	3,570	3,339	3,103	2,134	2,145	2,012	1,886	1,658	1,874	1,760	1,789	1,377	1,939	1,670	1,571	2,212
November	3,082	2,698	2,599	2,749	2,260	2,912	2,892	1,670	1,901	1,309	1,114	1,325	1,475	908	1,229	1,314	1,135	1,392	1,328	0
December	3,401	2,805	3,247	3,227	2,722	3,834	2,699	1,848	2,272	1,811	2,493	2,066	2,016	1,545	1,482	1,717	2,217	2,033	1,960	0
<b>Totals</b>	<b>50,858</b>	<b>55,897</b>	<b>44,739</b>	<b>45,032</b>	<b>43,607</b>	<b>43,002</b>	<b>50,712</b>	<b>33,836</b>	<b>31,699</b>	<b>32,350</b>	<b>30,555</b>	<b>28,269</b>	<b>32,140</b>	<b>23,307</b>	<b>24,815</b>	<b>26,716</b>	<b>26,692</b>	<b>26,571</b>	<b>24,577</b>	<b>20,651</b>



ATCT Operations Change (October 2019 vs. October 2020)			
	2020	2019	% Change
Air Taxi	654	334	96%
Air Carrier	143	195	-27%
General Aviation	1,329	1,003	33%
Military	4	11	-64%
Civil	82	28	193%
Total	2,212	1,571	41%
<b>YTD Total</b>	<b>20,651</b>	<b>21,289</b>	<b>-3%</b>

2020 Enplanements																		
Date	Alaska Airlines					Delta Airlines					United Airlines					Total Enp.	Prior Year Total Enp.	Total % Change
	Revenue	Non-Revenue	Total	Prior Year Month	Total % Change	Revenue	Non-Revenue	Total	Prior Year Month	Total % Change	Revenue	Non-Revenue	Total	Prior Year Month	Total % Change			
Jan-20	1,814	48	1,862	1,922	-3%	3,858	64	3,922	3,974	-1%	3,414	39	3,453	3,225	7%	9,237	9,121	1.3%
Feb-20	2,104	42	2,146	1,354	58%	4,521	92	4,613	1,826	153%	4,512	64	4,576	2,025	126%	11,335	5,205	117.8%
Mar-20	1,217	57	1,274	2,018	-37%	2,572	87	2,659	5,283	-50%	2,434	33	2,467	4,951	-50%	6,400	12,252	-47.8%
Apr-20	0	0	0	0	100%	61	12	73	3,804	-98%	0	0	0	0	100%	73	3,804	-98.1%
May-20	0	0	0	0	0%	191	29	220	3,616	-94%	0	0	0	0	0%	220	3,616	-93.9%
Jun-20	127	18	145	1,239	-88%	734	30	764	4,922	-84%	212	8	220	1,167	-81%	1,129	7,328	-84.6%
Jul-20	818	41	859	1,915	-55%	739	38	777	5,719	-86%	1,669	59	1,728	5,219	-67%	3,364	12,853	-73.8%
Aug-20	1,009	38	1,047	2,039	-49%	1,980	49	2,029	6,010	-66%	1,791	48	1,839	5,479	-66%	4,915	13,528	-63.7%
Sep-20	579	32	611	1,148	-47%	1,947	41	1,988	5,940	-67%	333	18	351	404	-13%	2,950	7,492	-60.6%
Oct-20	405	16	421	717	-41%	2,303	51	2,354	5,321	-56%	0	0	0	0	0%	2,775	6,038	-54.0%
<b>Totals</b>	<b>8,073</b>	<b>292</b>	<b>8,365</b>	<b>12,352</b>	<b>-32%</b>	<b>18,906</b>	<b>493</b>	<b>19,399</b>	<b>46,415</b>	<b>-58%</b>	<b>14,365</b>	<b>269</b>	<b>14,634</b>	<b>22,470</b>	<b>-35%</b>	<b>42,398</b>	<b>81,237</b>	<b>-47.8%</b>

2020 Deplanements																		
Date	Alaska Airlines					Delta Airlines					United Airlines					Total Dep.	Prior Year Total Dep.	Total % Change
	Revenue	Non-Revenue	Total	Prior Year Month	Total % Change	Revenue	Non-Revenue	Total	Prior Year Month	Total % Change	Revenue	Non-Revenue	Total	Prior Year Month	Total % Change			
Jan-20	1,589	53	1,642	1,774	-7%	3,009	60	3,069	3,044	1%	2,567	47	2,614	2,331	12%	7,325	7,149	2.5%
Feb-20	2,316	38	2,354	1,447	63%	4,467	84	4,551	2,582	76%	4,640	64	4,704	2,268	107%	11,609	6,297	84.4%
Mar-20	965	65	1,030	2,066	-50%	2,220	64	2,284	5,375	-58%	1,840	35	1,875	4,192	-55%	5,189	11,633	-55.4%
Apr-20	0	0	0	0	100%	98	9	107	3,364	-97%	0	0	0	0	100%	107	3,364	-96.8%
May-20	0	0	0	0	0%	186	17	203	3,762	-95%	0	0	0	0	0%	203	3,762	-94.6%
Jun-20	141	23	164	1,391	-88%	754	39	793	5,538	-86%	408	18	426	1,801	-76%	1,383	8,730	-84.2%
Jul-20	715	29	744	1,952	-62%	930	34	964	6,082	-84%	1,942	54	1,996	5,363	-63%	3,704	13,397	-72.4%
Aug-20	863	60	923	2,127	-57%	1,726	50	1,776	5,680	-69%	1,400	37	1,437	4,851	-70%	4,136	12,658	-67.3%
Sep-20	537	22	559	831	-33%	1,951	41	1,992	5,264	-62%	277	16	293	45	551%	2,844	6,140	-53.7%
Oct-20	342	17	359	776	-54%	1,931	40	1,971	4,958	-60%	0	0	0	0	0%	2,330	5,734	-59.4%
<b>Totals</b>	<b>7,468</b>	<b>307</b>	<b>7,775</b>	<b>12,364</b>	<b>-37%</b>	<b>17,272</b>	<b>438</b>	<b>17,710</b>	<b>45,649</b>	<b>-61%</b>	<b>13,074</b>	<b>271</b>	<b>13,345</b>	<b>20,851</b>	<b>-36%</b>	<b>38,830</b>	<b>94,158</b>	<b>-58.8%</b>

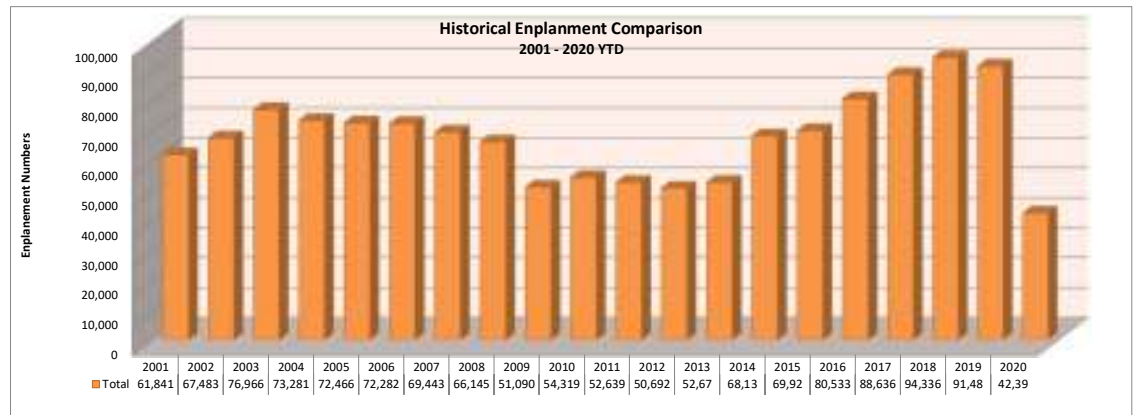
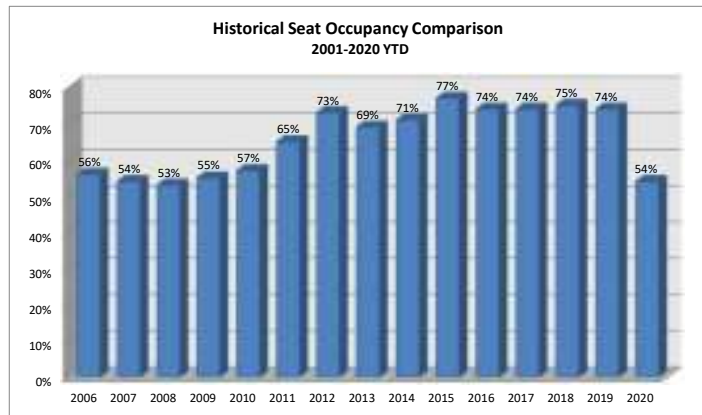




**Friedman Memorial Airport  
October 2020**

2020 Seat Occupancy																		
Date	Alaska Airlines				Delta Airlines				United Airlines				Seat Occupancy Totals			Seat Occupancy Totals Prior Year Comparison		
	Departure Flights	Seats Available*	Seats Occupied	Percent Occupied	Departure Flights	Seats Available*	Seats Occupied	Percent Occupied	Departure Flights	Seats Available*	Seats Occupied	Percent Occupied	Total Seats Available	Total Seats Occupied	Total Percent Occupied	% Change Total Seats Available	% Change Total Seats Occupied	Change in Load Factor %
Jan-20	32	2,432	1,862	77%	69	5,106	3,922	77%	74	5,624	3,453	61%	13,162	9,237	70%	-3%	1%	3%
Feb-20	37	2,812	2,146	76%	78	5,760	4,613	80%	81	6,156	4,576	74%	14,728	11,335	77%	73%	118%	16%
Mar-20	37	2,812	1,274	45%	78	5,826	2,659	46%	55	4,180	2,467	59%	12,818	6,400	50%	-21%	-48%	-26%
Apr-20	0	0	0	0%	30	2,124	73	3%	0	0	0	0%	2,124	73	3%	-53%	-98%	-82%
May-20	0	0	0	0%	19	1,336	220	16%	0	0	0	0%	1,336	220	16%	-69%	-94%	-67%
Jun-20	6	456	145	32%	29	2,030	764	38%	12	882	220	25%	3,368	1,129	34%	-68%	-85%	-35%
Jul-20	24	1,824	859	47%	31	2,356	777	33%	60	4,560	1,728	38%	8,740	3,364	38%	-47%	-74%	-40%
Aug-20	23	1,748	1,047	60%	61	4,438	2,029	46%	61	4,606	1,839	40%	10,792	4,915	46%	-35%	-64%	-36%
Sep-20	14	1,064	611	57%	59	4,304	1,988	46%	13	988	351	36%	6,356	2,950	46%	-21%	-61%	-47%
Oct-20	10	760	421	55%	61	4,600	2,354	51%	0	0	0	0%	5,360	2,775	52%	-26%	-54%	-32%
<b>Totals</b>	<b>183</b>	<b>13,908</b>	<b>8,365</b>	<b>60%</b>	<b>515</b>	<b>37,880</b>	<b>19,399</b>	<b>51%</b>	<b>356</b>	<b>26,996</b>	<b>14,634</b>	<b>54%</b>	<b>78,784</b>	<b>42,398</b>	<b>54%</b>	<b>-26%</b>	<b>-48%</b>	<b>-23%</b>

Note: \*Preliminary available seat calculations based on scheduled flights. Actual available seat calculations will be updated periodically when official DOT numbers are obtained.



## AGREEMENT

THIS AGREEMENT (this "Agreement") is made and entered into as of the date last set forth below by and among Caldwell Transportation Company Inc, (CTC) and the Friedman Memorial Airport Authority ("FMAA"). For purposes of this agreement, Fly Sun Valley Alliance (FSVA) will serve agent for FMAA with respect to the oversight and execution of CTC's obligations under this Agreement.

## WITNESSETH

WHEREAS, CTC has the ability and expertise to provide high quality ground transportation bus service for Friedman Memorial Airport (SUN) commercial airline passengers when their flights are diverted to Twin Falls Airport (TWF) or to Boise (BOI) due to weather, on the terms and conditions set forth herein;

WHEREAS, enhanced busing services support FMAA's airport operations at SUN by promoting air transportation among passengers and incentivizing commercial air carriers;

WHEREAS providing busing services ensures that passengers have convenient access to SUN facilities even when weather or other events beyond the control of the FMAA make it impossible for airlines to operate at SUN; and

WHEREAS FMAA has concluded that the cost of the services to be provided pursuant to this Agreement are expenses directly related to the operation of SUN and to the provision of air transportation services to the community; and

WHEREAS FMAA is providing the services contemplated by this Agreement to any airline passenger using SUN regardless of their choice of airline;

NOW, THEREFORE, for and in consideration of the above recitals and other good and valuable consideration, the receipt and sufficiency of which are hereby acknowledged, the parties hereto, intending to be legally bound hereby, agree as follows:

### **Enhanced Services**

CTC shall provide enhanced, at the ready, ground transportation services ("Enhanced Services") between SUN, TWF and BOI using commercial coaches, and vans or equivalent equipment. Enhanced Services during the term of this Agreement shall consist of the following:

### **Equipment and Storage**

Coaches: 47 or more passenger seating, in excellent condition including interior upholstery, cleanliness, fully operational seats, heating, restrooms, operational Wi-Fi, etc. No visible signs of deferred interior or exterior maintenance. CTC will maintain the coaches in proper condition

throughout the service period, including replacement if warranted. Coaches are subject to inspection by FSVA at CTC locations with 24-hour advance notice.

Vans: At least 10 passenger vans with room for luggage behind the last row of seats. In excellent condition including interior upholstery, cleanliness, fully operational seats, heating, etc. No visible signs of deferred interior or exterior maintenance. CTC will maintain the vans in proper condition throughout the service period, including replacement if warranted. Vans are subject to inspection by FSVA at CTC locations with 24-hour advance notice.

Equipment Storage: All coaches used for this service will be stored in enclosed shops that are located no more than 15 minutes from each airport (SUN and BOI). At TWF the vehicles will be parked at the airport. The drivers have to be at the airport for each arriving (SUN) flight so they will start and warm up each piece of equipment before there is any chance of a flight landing in TWF.

### **Drivers & Hosts**

Drivers: All drivers will be hired directly by CTC and will be DOT qualified with appropriate licenses. They will maintain professional appearance, conduct and will have operational and customer service training provided by CTC before the start of their work related to this contract service and ongoing as needed. Drivers will be scheduled to be available on-call throughout the contract season, as determined by CTC to meet performance standards. CTC will continuously monitor driver performance throughout the season of drivers and take immediate corrective action to correct any operational or customer service deficiencies.

Hosts: Hosts will be hired by CTC to assist with operations related to diverted passengers both in TWF and SUN. There will be two hosts in TWF from December 19 through March 29 and one host in TWF and SUN for the full season. They will maintain professional appearance, conduct and will have operational and customer service training provided by CTC, with supplemental training provided by FSVA, airport management staff and airlines, before the start of their work related to this contract service and ongoing as needed. They must have good knowledge of the local area. They will maintain a close working relationship with the counter staff at both airports; anticipate a potential diversion, and make sure drivers and equipment are in place and at the ready. The host must be able to answer questions from the staff as to where the drivers are, what time they left the airport and what their anticipated arrival time is.

### **Communications between CTC and Partners & Passengers**

To the best of their ability, CTC will use the following procedures to improve communications with partners and passengers:

- CTC TWF Host will set up an email message system with all hotel shuttle drivers, rental car reps and SUN SkyWest staff to alert them when bus is leaving TWF. FSVA will provide CTC staff with an email message list at the beginning of the season, and updates as needed.

- CTC TWF Hosts will supply small cards (provided by FSVA) to hand out to arriving passengers that contain important phone numbers for airlines, hotel shuttles, taxis, rental cars.
- CTC will install a GPS tracking system on its buses and will provide a password to any stakeholder (airline staff, airport staff, hotel shuttle staff, car rental staff, etc.) to access the system to track busses in real-time.
- CTC bus drivers will play the FSVA-produced five-minute video on the bus immediately upon leaving airport (TWF or BOI). The video will explain the steps passengers need to take to inquire about their outbound SUN flight in case of diversion.
- CTC buses and vans will have a display case for the Diversion flyers (produced by each airline) and make available to passengers. It is CTC's responsibility to get flyers from airlines, keep the flyers stocked on busses and vans.
- CTC will ensure all employees involved in busing program (drivers and hosts) understand all procedures and can communicate them effectively with passengers.

**Basic Services:** CTC will contract or make arrangements directly with airlines serving SUN (United, Delta and Alaska) to provide basic ground transportation services for passengers on diverted flights during the November 1, 2020 – April 15, 2021 winter season. CTC will bill each airline for services rendered. This contract for Enhanced Services is predicated on CTC having contracts or arrangements for Basic Services in place with each airline during the Enhanced Services contract period.

## Performance Standards

### Planned Diversions

When the weather forecast at SUN necessitates diversions to TWF and/or BOI and CTC has been given at least one-hour advanced notice of the planned diversion from the airline, CTC shall provide:

At SUN: CTC shall have drivers, equipment and hosts at the airport ready to assist airline staff and passengers at the time the airline requests. The host will gather passengers, answer questions, help them with luggage and direct them to the appropriate bus departing to TWF or BOI as instructed by airline. CTC will have a sufficient number of seats and one host ready and available for each flight.

At TWF: The coach from SUN will be able to pick up the passengers at TWF and deliver them back to SUN. CTC will have at least one host in place to assist passengers, and two hosts during the December 19 - March 29 period.

## **Unplanned Diversions**

For all other diversions to TWF and/or BOI due to weather where CTC is given less than one-hour notice from the airline, CTC shall provide:

At TWF: CTC shall have drivers, equipment and hosts on stand-by at the airport ready to assist airline staff and passengers when the unplanned diverted flight arrives. The host will gather passengers, answer questions, help them with luggage and direct them to the bus departing to SUN on time as instructed by airline. CTC shall have a sufficient number of seats and one host ready and available for each flight.

At SUN: In the event of an unplanned diversion to TWF, the outbound SUN flight is canceled and its passengers rebooked on a later flight.

At BOI: CTC shall have coaches and vans with a sufficient number of seats at the ready for any diverted Alaska flights.

## **TERMS:**

**Enhanced Service Contract Term.** November 1, 2020 – April 15, 2021

**Payment Terms.** Upon receipt of invoice, FMAA will pay CTC a total of \$180,000 for the service contract term; \$36,000 per month for five months. Payments will be made by the 10<sup>th</sup> of each month, however the payment for November will be made November 20, 2020, and last payment made no later than March 10, 2021. CTC will provide FSVA with monthly invoices.

**Assumption of Liability/Indemnification.** FMAA and all affiliated entities hereby disclaim any and all liability of passengers or other third parties associated with the Enhanced Services described herein. Such liability is solely the responsibility of CTC and this Agreement may not be construed as an assumption of liability on the part of FMAA. Furthermore, CTC agrees to indemnify, defend, and hold harmless FMAA and FSVA, and its officers, agents and employees, from and against any and all claims, losses, actions or judgements for damages or injury to persons or property arising out of or in connection with the acts and/or any performance or activities of CTC, CTC's agents, employees, or representatives under this agreement.

**Insurance.** CTC agrees to obtain and keep in force during its acts under this Agreement, a comprehensive general liability insurance policy in the minimum amount of ten million dollars (\$10,000,000.00), which shall name and protect CTC, all CTC's employees, FMAA, and its officers, agents and employees, from and against any and all claims, losses, actions and judgements for damages or injury to persons or property arising out of or in connection with the CTC's acts. CTC shall provide proof of liability coverage as set forth above to FMAA prior to commencing its performance as herein provided and require insurer to notify FMAA ten (10) days prior to cancellation of said policy.

**Independent Contractor.** The parties agree that CTC and its employees are independent contractors of FMAA and in no way employees or agents of FMAA or FSVA and are not entitled to worker's compensation or any other benefit of employment with FMAA or FSVA. Neither FMAA nor FSVA shall have control over the performance of this agreement by CTC, except to specify the time and place of performance and the results to be achieved. CTC agrees to pay and be responsible for all taxes due from the compensation received under this agreement.

**Default.** It is mutually understood and agreed that (a) if any material default of the Agreement is made by CTC, this Agreement may be terminated by FMAA upon thirty (30) days written notice to CTC from FMAA.

**Early Termination Option.** Except as provided above under Default, it is mutually understood that FMAA may terminate this Agreement for any reason with ninety (90) days written notice and a lump sum payment to CTC, as follows: \$34,700 per month for the ninety-day period (three months) or \$104,100, less any previous payments already made.

**Non-Disclosure.** The parties agree that the information contained in this Agreement is of a proprietary nature and will make all reasonable efforts to ensure that this document's contents are provided only to those individuals with a need to know, subject to FMAA's disclosure obligations under the Idaho Public Records Act.

**Assignment.** This Agreement and the rights and obligations hereunder shall not be assigned by either party hereto without prior written consent of the other party. Although, CTC may use another carrier, drivers and equipment occasionally provided the drivers and equipment meet the standards of this contract.

**Subordination.** This Agreement shall be subject and subordinate to the provisions of any existing or future agreements between FMAA and the United States of America, relative to the operation and maintenance of the Friedman Memorial Airport, the terms and execution of which have been or may be required as a condition precedent to the expenditure by or reimbursement to the FMAA of federal funds for the development of the Airport ("Grant Assurances"). In the event that this Agreement, either on its own terms or by any other reason, conflicts with or violates such Grant Assurances, FMAA has the right unilaterally to amend, alter or otherwise modify the terms of this Agreement in order to resolve such conflict or violation. CTC further agrees that it shall not knowingly cause FMAA to violate any Grant Assurances made by FMAA to the federal government in connection with the granting of such federal funds.

**Governing Law.** This Agreement shall at times be subject to federal, state, and local laws and to all applicable rules and regulations of any governmental agencies or other entity with oversight authority. No party shall be liable to the others if it is prevented from fulfilling its obligation thereunder by any reason of any such law, rule or regulation. This Agreement shall, in all respects,

and unless otherwise provided for herein, be governed and construed in accordance with the laws of the State of Idaho.

**Attorney Fees.** Reasonable attorney fees shall be awarded to the prevailing party in any action to enforce this agreement.

**Entire Agreement.** This Agreement constitutes the entire agreement of the parties hereto with respect to the subject matter hereof. This Agreement may be modified or amended only in writing and signed by the parties. It is understood that CTC will make every attempt in good faith to hire qualified drivers and hosts but cannot guarantee the quality and quantity of employees. CTC does guarantee that all drivers will meet the full requirements of all state and federal laws.

**Time is of the Essence.** Time is of the essence in each and every term hereof.

**Execution.** This Agreement may be executed in any number of counterparts by original or facsimile signature, each which shall be deemed an original, but all of which together shall constitute one instrument.

**FMAA:** \_\_\_\_\_ **Date:** \_\_\_\_\_.

Jacob Greenberg, FMAA Board President

**FSVA:** \_\_\_\_\_ **Date:** \_\_\_\_\_.

John Curnow, FSVA Board President

**CTC:** \_\_\_\_\_ **Date:** \_\_\_\_\_.

Richard Dowling, CTC General Manager



**NOTICE OF AWARD**Dated: November 17, 2020

TO: M-B Companies, Inc.  
 (BIDDER)

ADDRESS: 1200 Park Street  
Chilton, WI 53014

OWNER'S PROJECT NO. 7001 – MTE #2

OWNER: Friedman Memorial Airport

OWNERS' CONTRACT NO. \_\_\_\_\_

CONTRACT FOR: Procurement of Multi-Tasking Equipment (MTE) for Airfield Snow Removal  
 (Insert name of Contract as it appears in the Bidding Documents)

You are notified that your Bid dated July 15, 2019 for the above Contract has been considered. You are the apparent Successful Bidder and have been awarded a contract for the above referenced project for Six Hundred and Eighty Thousand One Hundred and Fourteen Dollars (\$680,114.00).

Three unexecuted copies of the proposed Procurement Agreement accompany this Notice of Award.

1 sets of the Contract Specifications and Drawings will be delivered separately or otherwise made available to you immediately. Additional copies of plans and specifications may be obtained by the Contractor for the cost of reproduction.

You must comply with the following conditions precedent within 15 days of the date of receipt of this Notice of Award:

1. You must deliver to the Owner 3 fully executed counterparts of the Procurement Agreement including all the Contract Documents.
2. You must deliver with the executed Procurement Agreement the Certificates of Insurance and Performance and Payments bonds as specified in the Instructions to Bidders; Procurement General Conditions, Article 4; and Special Provisions, Section 1000.
3. Award of this Contract is Subject to the approval of the Federal Aviation Administration.
4. This award is subject to the availability of the Federal Aviation Administration, Airport Improvement Program (FAA, AIP) Funds, the receipt, and the acceptance of grant offer(s) required to finance this project.

5. Other Conditions and Precedents.

None noted.

---

---

---

---

---

---

Failure to comply with these conditions within the time specified will entitle Owner to consider your Bid abandoned, to annul this Notice of Award and to declare your Bid Security forfeited.

Within ten days after you comply with those conditions, Owner will return to you one fully signed counterpart of the Procurement Agreement with the Contract Documents attached.

ACCEPTANCE OF AWARD

Friedman Memorial Airport Authority  
(OWNER)

\_\_\_\_\_  
(CONTRACTOR)

By: \_\_\_\_\_  
(OWNER)

By: \_\_\_\_\_  
(AUTHORIZED SIGNATURE)

\_\_\_\_\_  
(TITLE)

\_\_\_\_\_  
(TITLE) (DATE)

## PROCUREMENT AGREEMENT

THIS AGREEMENT is dated as of the 17th day of November the year 2020 by and between the **Friedman Memorial Airport Authority, 1616 Airport Circle, Hailey, ID 83333** (hereinafter called Owner) and **M-B Companies, Inc. 1200 Park Street, Chilton, WI 53014** (hereinafter called Contractor).

Owner and Contractor, in consideration of the mutual covenants hereinafter set forth, agree as follows:

### **Article 1      GOODS AND SERVICES**

Contractor shall furnish all Goods, Special Services and other services as specified or indicated in the Contract Documents. The Goods and Special Services to be furnished are generally described by Schedule, or part thereof as identified in the Notice of Award as follows:

#### Procurement of Multi-Tasking Equipment (MTE) for Airfield Snow Removal

The Project for which the Goods and Special Services under the Contract Documents may be the whole or only a part is generally described as follows:

Procurement of Multi-Tasking Equipment (MTE) for Airfield Snow Removal  
Idaho Falls Regional Airport  
Idaho Falls, Idaho  
FAA/AIP Project No. 3-16-0018-045

### **Article 2      ENGINEER**

The Goods have been specified by T-O Engineers, 2471 S. Titanium Place, Meridian, Idaho 83642-6703, who is hereinafter called Engineer and who will assume all duties and responsibilities and will have the rights and authority assigned to Engineer in the Contract Documents in connection with completion of the Work in accordance with the Contract Documents.

### **Article 3      POINT OF DELIVERY**

The place where the Goods are to be delivered as defined in the Procurement General Conditions as the point of delivery and designated as the Airport Operations Building, Friedman Memorial Airport, Hailey, Idaho.

#### **Article 4      CONTRACT TIME**

- 4.1      The Goods are to be delivered to the point of delivery, commissioned and ready for Owner's acceptance on or before **330 calendar days** from the effective date of the Procurement Agreement. Work encompassed by this Agreement as identified in Article 1 above shall be Complete and ready for Final Payment, in accordance with paragraph 10.06 of the Procurement General Conditions; in accordance with the following:
- 4.2      The furnishing of Special Services to the Owner shall conform to the requirements of Specification Section 011100 Summary of Work, Part 3.
- 4.3      All Shop Drawings and samples required by the Contract Documents shall be submitted to Engineer for review and approval as identified in Specification Section 011100 Summary of Work, Part 2.
- 4.4      Liquidated Damages. Owner and Contractor recognize that time is of the essence of this Agreement and that Owner will suffer financial loss if the Goods are not delivered at the point of delivery and ready for acceptance of delivery by Owner before the time specified in paragraph 4.1 above, plus any extensions thereof allowed in accordance with Article 7 of the Procurement General Conditions. They also recognize that the timely performance of services by other parties involved in proving in a legal or arbitration proceeding the actual loss suffered by Owner if the Goods are not delivered on time. Accordingly, instead of requiring any such proof, Owner and Contractor agree that as liquidated damages for delay (but not as a penalty) Contractor shall pay Owner **Five Hundred and 00/100 dollars (\$500.00) for each day** that expires after the time specified in paragraph 4.1 for delivery of acceptable Goods.

#### **Article 5      CONTRACT PRICE**

Owner shall pay Contractor for furnishing the Goods and Special Services and for performing other services in accordance with the Contract Documents in current funds as follows: See copy of Bid (and attachments) marked Exhibit 2, attached.

#### **Article 6      PAYMENT PROCEDURES**

Contractor shall submit Applications for Payment in accordance with Article 10 of the Procurement General Conditions and Specification Section 007301 Supplementary Conditions. Applications for Payment will be processed by Engineer as provided in the Procurement General Conditions and Specification Section 007301 Supplementary Conditions.

- 6.1 Progress Payments. Owner shall make progress payments on account of the Contract Price in accordance with paragraph 10.03 of the Procurement General Conditions on the basis of Contractor's Applications for Payment as provided below.
- 6.1.1 Upon receipt of the first Application for Payment accompanied by the Engineer's recommendation of payment in accordance with paragraph 10.01 of the Procurement General Conditions, Owner shall pay to Contractor an amount equal to 95% of the Contract Price, less such amount as Engineer shall determine in accordance with paragraph 10.02.A.3. of the Procurement General Conditions.
- 6.1.2 The Contractor is notified and accepts by execution of the Procurement Agreement, that progress payments may not be made for up to 60 (sixty) days from the date of receipt of the payment request by the Owner. Owner shall within sixty days after receipt of each Application for Payment with Engineer's recommendation pay Contractor the amount recommended; but in the case of the Application for Payment upon Owner's acceptance of delivery of the Goods, said sixty day period may be extended for so long as is necessary for Owner to examine the bill of sale and other documentation submitted therewith. Owner shall notify Contractor promptly of any deficiency in the documentation and shall not unreasonably withhold payment.
- 6.2 Final Payment. Upon receipt of the final Application for Payment accompanied by Engineer's recommendation of payment in accordance with paragraph 10.6 of the Procurement General Conditions, Owner shall pay the remainder of the Contract Price as recommended by Engineer as provided in said paragraph 10.06. If the Application and accompanying documentation are appropriate as to form and substance, Owner shall, within sixty days after receipt thereof, pay Contractor the amount recommended by the Engineer.
- 6.3 Payments to Subcontractors. The Contractor agrees to pay each subcontractor under this prime contract for satisfactory performance of its contract no later than 30 days from the receipt of each payment the Contractor receives from the Owner. The Contractor agrees further to return retainage payments to each subcontractor within 30 days after the subcontractors work is satisfactorily completed. Any delay or postponement of payment from the above referenced timeframe may occur only for good cause following written approval of the Owner. This clause applies to both Disadvantaged Business Enterprise (DBE) and non-DBE subcontractors. Failure by the Contractor to carry out these requirements shall be a material breach of the agreement.

## **Article 7 INTEREST**

All amounts not paid when due shall bear interest at the rate of 5 percent per annum.

## **Article 8 CONTRACTOR'S REPRESENTATIONS**

In order to induce Owner to enter into this Agreement, Contractor makes the following representations:

- 8.1 Contractor has familiarized himself with the nature and extent of the Contract Documents and has given Engineer written notice of all conflicts, errors or discrepancies that he has discovered in the Contract Documents and the written resolution thereof by the Engineer is acceptable to the Contractor.
- 8.2 Contractor has familiarized himself with all local conditions and Federal, State and local laws, ordinances, rules and regulations that in any manner may affect cost, production and delivery of the Goods and furnishing Special Services and other services in connection therewith.
- 8.3 Contractor does not require additional information from Owner or Engineer to enable Contractor to furnish Goods, Special Services and other services at the Contract Price, within the Contract Time and in accordance with the other terms and conditions of the Contract Documents, but subject to Contractor's right to request interpretations and clarifications in accordance with paragraph 9.02 of the Procurement General Conditions.
- 8.4 Contractor has correlated the results of all such observations, examinations, investigations and resolutions with the terms of the Contract Documents.
- 8.5 The Contractor or subcontractor shall not discriminate on the basis of race, color, national origin, or sex in the performance of this Agreement. The Contractor shall carry out applicable requirements of 49 CFR part 26 in the award and administration of DOT assisted contracts. Failure by the Contractor to carry out these requirements is a material breach of this Agreement, which may result in the termination of this Agreement or such other remedy as the recipient deems appropriate.
- 8.6 The Contractor will ensure that the following clause is placed in every subcontract to which the Contractor is a party:

The Contractor or subcontractor shall not discriminate on the basis of race, color, national origin, or sex in the performance of this Agreement. The Contractor shall carry out applicable requirements of 49 CFR part 26 in the award and administration of DOT

assisted contracts. Failure by the Contractor to carry out these requirements is a material breach of this Agreement, which may result in the termination of this Agreement or such other remedy as the recipient deems appropriate.

- 8.7 The Contractor agrees to make available to the Owner the name, address, DBE/non-DBE status and age of firm of all subcontractors from whom they receive quotes.

## **Article 9 CONTRACT DOCUMENTS**

The Contract Documents which comprise the entire Procurement Agreement between Owner and Contractor consist of the following:

- 9.1 This Agreement, pages 1 to 8, inclusive.
- 9.2 Exhibits to this Agreement, 1 to 2, inclusive.
- 9.3 Performance and payment bonds.
- 9.4 Certificates of Insurance.
- 9.5 Notice of Award.
- 9.6 Contract Documents and Specifications bearing the title: **Procurement of Multi-Tasking Equipment (MTE) for Airfield Snow Removal for the Idaho Falls Regional Airport**, dated June 2019, to include, but not limited to Contract Documents, Specifications, Procurement General Conditions, and Supplementary Conditions - Owner and consisting of divisions and pages, as listed in Table of Contents, dated June 2019, thereof, copy of Table of Contents attached as Exhibit 1.
- 9.7 **Addendum Number 1** dated July 11, 2019 for FAA/AIP Project No. 3-16-0018-045, **Procurement of Multi-Tasking Equipment (MTE) for Airfield Snow Removal for the Idaho Falls Regional Airport**.
- 9.8 Contractor's Bid, dated July 15, 2019, including Additional Bid Forms, Exhibit 2.
- 9.9 Documentation submitted by Contractor prior to Notice of Award.
- 9.10 Any Modification, including Change Orders, duly delivered after execution of Procurement Agreement.

There are no Contract Documents other than those listed above in this Article 9. The Contract Documents may only be altered, amended or repealed according to paragraph 3.04 of the Procurement General Conditions.

## **Article 10 MISCELLANEOUS**

10.1 Terms used in this Agreement which are defined in Article 1 of the Procurement General Conditions shall have the meanings indicated in the Procurement General Conditions.

10.2 No assignment by a party hereto of any rights under or interests in the Contract Documents will be binding on another party hereto without the written consent of the party sought to be bound; and specifically, but without limitation, moneys that may become due and moneys that are due may not be assigned without such consent (except to the extent that the effect of this restriction may be limited by law), and unless specifically stated to the contrary in any written consent to an assignment no assignment will release or discharge the assignor from any duty or responsibility under the Contract Documents.

10.3 Owner and Contractor each binds himself, his partners, successors, assigns and legal representatives to the other party hereto, his partners, successors, assigns and legal representatives in respect to all covenants, agreements and obligations contained in the Contract Documents.

10.4 The Contractor, in consideration of securing the business of constructing public works in this state, recognizing that the business in which he is engaged is of a transitory character, and that in the pursuit thereof, his property used therein may be without the state when taxes, excises, or license fees to which he is liable becomes payable, agrees:

10.4.1 To pay promptly when due all taxes, (other than on real property), excises and license fees due to the state, its subdivisions, and municipal and quasi-municipal corporations therein, accrued or accruing during the term to this Agreement, whether or not the same shall be payable at the end of such term;

10.4.2 That if the said taxes, excises, and licenses fees are not payable at the end of said term, but liability for the payment thereof exists, even though the same constitute liens upon his property, to secure the same to the satisfaction of the respective officers charged with the collection thereof; and

10.4.3 That, in the event of his default in the payment or securing of such taxes, excises, and licenses fees, to consent that the department, officer, board, or



taxing unit entering into this Agreement may withhold from any payment due him hereunder the estimated amount of such accrued and accruing taxes, excises, and license fees for the benefit of all taxing units to which said Contractor is liable.

**Article 11 OTHER PROVISIONS**

11.1 No work shall be authorized prior to the execution of the FAA Grant Offer and acceptance of the offer by the Owner.

IN WITNESS WHEREOF, the parties hereto have signed this Agreement in triplicate. One counterpart each has been delivered to Owner, Contractor, and Engineer. All portions of the Contract Documents have been signed or identified by Owner and Contractor or by Engineer on their behalf.

This Agreement will be effective on \_\_\_\_\_, 2020.

Owner:

Contractor:

Friedman Memorial Airport Authority

M-B Companies, Inc.

By: \_\_\_\_\_

By: \_\_\_\_\_

Name: \_\_\_\_\_

Name: \_\_\_\_\_

Title: \_\_\_\_\_

Title: \_\_\_\_\_

Date: \_\_\_\_\_

Date: \_\_\_\_\_

Attest \_\_\_\_\_

Address for giving notices:

Address for giving notices:

1313 Airport Circle

1200 Park Street

Hailey, ID 83333

Chilton, WI 53014

CONTRACT CHANGE ORDER NUMBER 1

AIRPORT: Friedman Memorial Airport  
 LOCATION: Hailey, Idaho  
 CONTRACTOR: M-B Companies, Inc.

DATE: 11/17/2020  
 AIP PROJECT NO: NON AIP

You are requested to perform the following described work upon receipt of an approved copy of this document, or as directed by the Engineer.

Item No.	Description	Unit	CHANGE IN			Amount This Change Order
			Unit Price	Contract Quantity	Revised Quantity	
1	Add Back-up Camera with LED Lights	LS	\$2,839.00	0	1	\$2,839.00
2	Add 2A:10BC Fire Extinguisher	EA	\$253.00	0	1	\$253.00
3	Broom Hydrostatic Pressure Gauge	LS	\$470.00	0	1	\$470.00
4	Broom Ground Speed Control	LS	\$537.00	0	1	\$537.00
				This Change Order Total:		+\$4,099.00
				Previous Contract Total:		\$680,114.00
				Revised Contract Total:		\$684,213.00

The time provided for completion in the original contract Work is unchanged. This document shall become an amendment to the Contract and all provisions of the Contract shall apply.

Recommended by: \_\_\_\_\_ DATE \_\_\_\_\_  
 T-O Engineers

Approved by: \_\_\_\_\_ DATE \_\_\_\_\_  
 Owner (Friedman Memorial Airport)

Accepted by: \_\_\_\_\_ DATE \_\_\_\_\_  
 Contractor (M-B Companies, Inc.)

NOTE: Change Orders and Supplemental Agreements require FAA approval prior to construction, otherwise Federal participation might not be granted. State Aeronautics concurrence is required only when state participation is involved.

JUSTIFICATION FOR CHANGE

1. Brief description and justifications for the proposed contract change(s) and location(s).  
A back-up camera with LED lights and an on-board fire extinguisher both provide additional measures of safety for the operation of the MTE. The FAA, Airport, and equipment manufacturer all agreed that these were important safety-related items that should be added to the contract. The broom hydrostatic pressure gauge and broom ground speed control options provide the user with a better ability to monitor and control the effectiveness of the equipment based upon the conditions of each storm.
2. Justifications for unit prices or total cost.  
See attached price breakout for the costs for the parts and the labor for assembly which was provided by M-B.
3. The sponsor's share of this cost is available from:  
Local available funds.
4. If this is a supplemental agreement involving more than \$2,000; is the cost estimate based on the latest wage rate decision?  
Yes \_\_\_\_\_ No \_\_\_\_\_ Not Applicable  X
5. Has consent of surety been obtained?  
Yes \_\_\_\_\_ Not Necessary  X
6. Will this change affect the insurance coverage?  
Yes \_\_\_\_\_ No  X
7. If yes, will the policies be extended?  
Yes \_\_\_\_\_ No \_\_\_\_\_ Not Applicable  X
8. Has this Change Order been discussed with FAA Officials?  
Yes  X  No \_\_\_\_\_ Not Applicable \_\_\_\_\_