

**NOTICE OF A REGULAR MEETING OF
THE FRIEDMAN MEMORIAL AIRPORT AUTHORITY**

PLEASE TAKE NOTICE that a regular meeting of the Friedman Memorial Airport Authority shall be held Tuesday, January 2, 2024 at 5:30 p.m. at the **Old Blaine County Courthouse Meeting Room** Hailey, Idaho.

This meeting is open to the public and attendees are able to attend in person or by web access. Web access instructions below:

Please join the meeting from your computer, tablet, or smartphone.

<https://www.microsoft.com/en-us/microsoft-teams/join-a-meeting>

Meeting ID: 241 310 773 002

Meeting Passcode: TSKRDd

You can also dial in using your phone.

United States: 1 (208) 996-1013

Dial In Conference ID: 436 433 38#

The proposed Agenda for the meeting is as follows:

**AGENDA
January 2, 2024**

- I. APPROVE AGENDA – ACTION ITEM**
- II. PUBLIC COMMENT (10 Minutes Allotted)**
- III. FRIEDMAN MEMORIAL AIRPORT AUTHORITY MEETING MINUTES OF:**
 - A. November 14, 2023 Regular Meeting – Motion to Approve – **Attachment #1 ACTION ITEM**
- IV. REPORTS**
 - A. Chair Report
 - B. Blaine County Report
 - C. City of Hailey Report
 - D. Fly Sun Valley Alliance Report
 - E. Staff Team Report
 - F. Treasurer’s Report
- V. AIRPORT STAFF BRIEF (5 Minutes Allotted)**
 - A. Noise Complaints in December
 - B. Profit & Loss, ATCT Traffic Operations Count and Enplanement Data for October and November – **Attachment #2 – #6**
 - C. Airport Commercial Flight Interruptions (unofficial)
 - D. Review Correspondence
- VI. ACTION ITEMS (a vote may occur but is not required to be taken)**
 - A. NEW BUSINESS
 - 1. Annual Audit of Acceptance of FMAA Financial Statements and Other Financial Information – Year Ended September 30, 2023 – Consideration of Acceptance **ACTION ITEM**
 - B. CONTINUING BUSINESS
 - 1. None
- VII. UPDATES AND DISCUSSION**
 - A. NEW BUSINESS
 - 1. None
 - B. CONTINUING BUSINESS
 - 1. Miscellaneous
 - i. Future Aeronautical Development RFP – Update
 - ii. Ranch Management RFP – Update
 - 2. Construction and Capital Projects
 - i. Air Traffic Control Tower Replacement – Update
 - ii. Terminal Renovation – Update
 - 3. Airport Planning Projects
 - i. None
- VIII. PUBLIC COMMENT**
- IX. EXECUTIVE SESSION I.C. §74-206 (1),(f) To communicate with legal counsel to discuss legal ramifications for controversy imminently likely to be litigated**
- X. ADJOURNMENT**

FMAA Meeting Brief 01-02-2024

III. FRIEDMAN MEMORIAL AIRPORT AUTHORITY MEETING MINUTES OF:

A. November 14, 2023 Regular Meeting – Motion to Approve – **Attachment #1 ACTION ITEM**

IV. REPORTS

A. Chair Report

This item is on the agenda to permit a Chair report if appropriate.

B. Blaine County Report

This item is on the agenda to permit a County report if appropriate.

C. City of Hailey Report

This item is on the agenda to permit a City report if appropriate.

D. Fly Sun Valley Alliance Report

This item is on the agenda to permit a report if appropriate.

E. Treasurer's Report

This item is on the agenda to permit a Treasurer's report if appropriate.

F. Staff Team Report

This item is on the agenda to permit a Staff Team's report if appropriate.

V. AIRPORT STAFF BRIEF – (5 Minutes Allotted)

A. Noise Complaints in December (Note: No Noise Complaints in November)

LOCATION	DATE	TIME	AIRCRAFT TYPE	INCIDENT	ACTION/RESPONSE
Hailey	12/19/2023	05:50	FlexJet N525FX	Learjet passed over home in Woodside at 6:00 AM. This is a noise abatement issue. The resident is going to file a noise complaint with the FAA.	<p>Deputy Director, Airport Ops returned the call to the resident and left a voicemail to explain the circumstances. The operation, to the dismay of the Airport Authority, was conducted by N524FX (FlexJet LLC).</p> <p>It was explained that while, technically, our public-access Airport cannot discriminate against aircraft operators 24/7/265, the Airport has had great success with the voluntary noise abatement program and boasts nearly 99% compliance. FlexJet continues to dismiss the airport's efforts to mitigate noise in the community and simply does not seem interested in compliance and being a responsible guest in our community.</p>

FMAA Meeting Brief 01-02-2024

B. Profit & Loss, ATCT Traffic Operations Count and Enplanement Data - **Attachments #2 - #6**

Attachment #2 is Friedman Memorial Airport Profit & Loss Budget vs. Actual (unaudited)

Attachment #3 and #4 is ATCT Traffic Operations Record comparison by month for October and November.

Attachment #5 and #6 are Enplanements, Deplanements and Seat Occupancy data for October and November.

The following revenue and expense analysis is provided for Board information and review:

November 2023

Total Non-Federal Revenue	November, 2023	\$1,262,626
Total Non-Federal Revenue	November, 2022	\$245,730
Total Non-Federal Revenue	FY '24 thru November	\$937,731
Total Non-Federal Revenue	FY '23 thru November	\$880,408
Total Non-Federal Expenses	November, 2023	\$316,420
Total Non-Federal Expenses	November, 2022	\$299,449
Total Non-Federal Expenses	FY '24 thru November	\$835,382
Total Non-Federal Expenses	FY '23 thru November	\$704,886
Net Income excluding Federal Programs	FY '24 thru November	\$102,349
Net Income excluding Federal Programs	FY '23 thru November	\$175,522
Net Income to include Federal Programs	FY '24 thru November	-\$257,725
Net Income to include Federal Programs	FY '23 thru November	-\$750,490

C. Airport Commercial Inbound Flight Interruptions (unofficial):

AIRLINE	FLIGHT CANCELLATIONS	FLIGHT DIVERSIONS
	November 2023	November 2023
Alaska Airlines	0	0
Delta	0	0
United	0	0

D. Review Correspondence

VI. ACTION ITEMS (a vote may occur but is not required to be taken)

A. NEW BUSINESS

1. Annual Audit of Acceptance of FMAA Financial Statements and Other Financial Information – Year Ended September 30, 2023 – Consideration of Acceptance **ACTION ITEM**

Rexroat, Harberd & Associates prepared the financial statements and Harris & Company completed the audit. Ms. Laurie Harberd from Rexroat, Harberd & Associates and Mr. Josh Tyree from Harris & Company will attend the meeting to present the financial statements and results of the audit and will be available to answer any questions the Board may have.

Action requested: Consider motion to approve Draft Financial Statements and direct Staff/Auditor to finalize for distribution to appropriate government agencies.

B. CONTINUING BUSINESS

1. None

VII. UPDATES AND DISCUSSION

A. NEW BUSINESS

1. None

B. CONTINUING BUSINESS

1. Miscellaneous

- i. Future Aeronautical Development RFP - Update

Proposals for this project are due January 31, 2024. As a reminder, with the RFP out on the street, the “cone of silence” for the Board and selection committee as directed by legal counsel is in place. For this meeting, no other update will be given.

A copy of the full RFP and other supporting documents can be found on the airport website.

- ii. Ranch Management RFP – Update

Proposals were due December 15. Two proposals were received. For this meeting, staff will provide a brief update to the Board regarding progress and the next steps in the process.

A copy of the full RFP and other supporting documents can be found on the airport website.

FMAA Meeting Brief 01-02-2024

2. Construction and Capital Projects

i. Air Traffic Control Tower Replacement – Update

The initial site selection process is underway for this project. Staff will provide a general update on this project at the meeting including the next steps and expectations for the project for the coming year.

ii. Terminal Renovation – Update

Staff will provide a general update on this project at the meeting including potential next steps for the coming year.

3. Airport Planning Projects

i. None

VIII. PUBLIC COMMENT

IX. EXECUTIVE SESSION	I.C. §74-206	(1),(f) To communicate with legal counsel to discuss legal ramifications for controversy imminently likely to be litigated
------------------------------	---------------------	---

X. ADJOURNMENT

**MINUTES OF A REGULAR MEETING
OF THE
FRIEDMAN MEMORIAL AIRPORT AUTHORITY
November 14, 2023
5:30 P.M.**

IN ATTENDANCE:

BOARD MEMBERS:

Board Chair – Martha Burke, Vice Chair – Muffy Davis, Secretary – Angenie McCleary, Board Members – John Strauss, Sam Linnet, Jacob Greenberg, Lindsay Mollineaux, Treasurer – Ron Fairfax

FRIEDMAN MEMORIAL AIRPORT STAFF:

Airport Director – Chris Pomeroy, Deputy Director, Finance & Administration – Jenna Elliott, Deputy Director, Operations & Maintenance – Tim Burke, Security Manager – Steve Guthrie, Business Operations Coordinator – Becca Lynn, Administrative Coordinator II – Janice Hicks

AIRPORT LEGAL COUNSEL:

Lawson Laski Clark PLLC – Jim Laski

CALL TO ORDER: The meeting was called to order at 5:31 p.m. by Board Chair Burke

I. APPROVE AGENDA (0:37)

A motion to approve the agenda as presented.

MOTION: *Made by Board Secretary McCleary to approve the agenda as presented. Seconded by Board Vice Chair Davis.*

PASSED UNANIMOUSLY

II. PUBLIC COMMENT (:52)

None

III. APPROVE FMAA MEETING MINUTES (1:18)

A. October 3, 2023, Regular Meeting – Motion to Approve – **Attachment #1 ACTION ITEM**

MOTION: *Made by Secretary McCleary to approve the minutes as presented. Seconded by Board Member Mollineaux.*

PASSED UNANIMOUSLY

IV. REPORTS (2:00)

A. Chair Report

Board Chair Burke thanked all those that supported her re-election as City of Hailey Mayor.

B. Blaine County Report

Vice Chair Davis echoed that she is thankful for Board Chair Burke's re-election. Board Member Linnet also stated his plan is to continue to serve on the airport board.

C. City of Hailey Report

No report given.

D. Fly Sun Valley Report

No report given.

E. Airport Team Reports (see PowerPoint Presentation)

(03:13)

Airport Director Pomeroy reported October passenger enplanements were up 8% from October 2022. Year-to-date enplanements were up 12% versus 2022.

Operations for October were down 19% from October 2022. Overall operations were down 5% year-to-date from 2022.

Airport Director Pomeroy asked the Board to save the date for the Airport holiday party on December 14th. He stated that the art rotation in the terminal has been completed and the art reception took place on November 8th.

Airport Director Pomeroy recognized Airport Operations Staff member, Deano Miller, for his outstanding work on the significant terminal boiler project. He reiterated how lucky the airport is to have Deano on staff.

Deputy Director, Finance & Administration Elliott stated that the airport is in the middle of the annual audit. She is anticipating a clean audit.

Deputy Director, Operations & Maintenance Burke reiterated the high level of integrity and hard work of Deano Miller and how valuable he is as a team member. He also mentioned a new software, called Veoci, that has been implemented at the airport will help with efficiency.

Airport Security Manager Guthrie referenced a local TSA Pre-Check event that happened in June of 2019, which was very successful. Memberships for those that signed up at that time, are soon expiring, but there is an option to renew online at www.tsa.gov for \$70, which extends membership for another 5 years. The airport will hold another event the week of March 4th, 2024. Messaging and marketing regarding that program will go out 45 days ahead of time.

He also mentioned messaging will go out about the busy upcoming winter flight schedules and people should plan to arrive at the airport 2 hours in advance of their departure time.

Airport Director Pomeroy stated in December or January there will be a Treasurer's Report as well as a summary of the projects that are currently underway, including the Tower project.

V. AIRPORT STAFF BRIEF

A. Noise Complaints in October.

B. Profit & Loss, ATCT Traffic Operations Count and Enplanement Data **(See Attachment #2-#4)**

C. Airport Commercial Flight Interruptions (unofficial)

D. Review Correspondence **(See Attachment #5-#6)**

VI. ACTION ITEMS

A. NEW BUSINESS

(17:34)

1. Idaho Airport Aid Program Grant Offer– **ACTION ITEM (See Attachment #7-#8)**

Deputy Director, Finance & Administration Elliott presented information regarding the Idaho Transportation Department Division of Aeronautics announcing a grant to airports under the Idaho Airport Aid Program to assist in financing improvements to airports during State fiscal year 2024. SUN's grant amount is \$1,000,000.

The \$1,000,000 will be forthcoming upon acceptance of the grant agreement, which will be used to help reimburse SUN for the Oshkosh Striker ARRF vehicle that has been ordered.

Airport Director Pomeroy stated the process for receiving state grant funds is similar to those of the FAA.

MOTION: *Made by Vice Chair Davis to recommend acceptance of the ITD Division of Aeronautics Grant Offer in the amount of \$1 Million by the City of Hailey and Blaine County as airport co-sponsors. The action will further direct Staff and Legal Counsel to develop the appropriate City and County Resolutions to support acceptance of the ITD Division of Aeronautics Grant Offer. Seconded by Board Member Linnet.*

PASSED UNANIMOUSLY

2. Airline Operating Agreement and Terminal Building Lease-Consideration of Recommendation of Acceptance – **ACTION ITEM Attachment #9**

Deputy Director, Finance & Administration Elliott stated the airport is in the middle of negotiations with the airlines for their operating agreement and terminal building lease. Staff met in person with airline corporate real estate representatives as well as consultants with Ricondo recently to discuss the specifics of the agreement. Airline legal review is still in process but is anticipated to be completed soon. Once airline legal review is completed, airport legal will complete a final review of the agreement and it will be ready for execution.

MOTION: *Made by Vice Chair Davis to approve The Board Chair to execute the lease based on final review and acceptance by airport and airline legal counsel. Seconded by Board Member Linnet.*

PASSED UNANIMOUSLY

B. CONTINUING BUSINESS

1. None

VII. UPDATES AND DISCUSSION

A. NEW BUSINESS

1. None

B. CONTINUING BUSINESS

(25:52)

1. Miscellaneous

i. Future Aeronautical Development RFP - Update

Airport Director Pomeroy stated a mandatory pre-proposal meeting was held and well attended on October 26th. There were over 50 people in attendance. Questions from proposers were due November 9th and the selection committee is scheduled to respond by November 21st. November 16th is the first selection committee meeting, which is scheduled for a comprehensive overview of the process and guidance on answering some of the submitted questions. The proposals are due January 31, 2024.

ii. Ranch Management RFP – Update

Airport Director Pomeroy stated there was a site visit held on November 1st. Questions from proposers were due November 9th and proposals are due December 14, 2023. The assembly of a selection committee is to be reported on at the December meeting.

2. Construction and Capital Projects

i. None

3. Airport Planning Projects

i. None

VIII. PUBLIC COMMENT

(30:18)

None

IX. ADJOURNMENT

The November 14, 2023, Regular Meeting of the Friedman Memorial Airport Authority was adjourned at 6:02 p.m.

Angenie McCleary, Secretary

** Additional resources/materials that should be reviewed with these meeting minutes include but are not limited to the Friedman Memorial Airport Authority Board Packet briefing, the PowerPoint presentation prepared for this meeting and any referenced attachments.*

Friedman Memorial Airport

Profit & Loss Budget vs. Actual (COMBINED '24)

7:38 PM

12/26/2023

Accrual Basis

Ordinary Income/Expense

Income

4000-00 · AIRCARRIER

	Oct - Nov 23	Budget	\$ Over Budget	% of Budget
4000-01 · Aircarrier - Lease Space	84,004.00	514,451.00	-430,447.00	16.33%
4000-02 · Aircarrier - Landing Fees	28,333.68	263,900.00	-235,566.32	10.74%
4000-04 · Aircarrier - Utility Fees	60.00	360.00	-300.00	16.67%
4010-07 · Aircarrier - '14 PFC App	62,788.29	459,647.00	-396,858.71	13.66%
Total 4000-00 · AIRCARRIER	175,185.97	1,238,358.00	-1,063,172.03	14.15%

4020-00 · TERMINAL AUTO PARKING REVENUE

4020-01 · Automobile Parking - Terminal	147,477.00	674,400.00	-526,923.00	21.87%
4020-02 · Automobile Parking - Passes	80.00	600.00	-520.00	13.33%
Total 4020-00 · TERMINAL AUTO PARKING REVENUE	147,557.00	675,000.00	-527,443.00	21.86%

4030-00 · AUTO RENTAL REVENUE

4030-01 · Automobile Rental - Commission	58,632.41	899,000.00	-840,367.59	6.52%
4030-02 · Automobile Rental - Lease Space	5,728.32	29,000.00	-23,271.68	19.75%
4030-03 · Automobile Rental - Auto Prkng	12,891.40	70,000.00	-57,108.60	18.42%
4030-04 · Automobile Rental - Utilities	0.00	2,000.00	-2,000.00	0.0%
Total 4030-00 · AUTO RENTAL REVENUE	77,252.13	1,000,000.00	-922,747.87	7.73%

4040-00 · TERMINAL CONCESSION REVENUE

4040-01 · Terminal Shops - Commission	3,869.41	43,950.00	-40,080.59	8.8%
4040-03 · Terminal Shops - Utility Fees	0.00	2,000.00	-2,000.00	0.0%
4040-10 · Advertising - Commission	12,988.75	45,000.00	-32,011.25	28.86%
4040-11 · Vending Machines - Commission	663.84	7,350.00	-6,686.16	9.03%
4040-12 · Terminal ATM	100.00	600.00	-500.00	16.67%
Total 4040-00 · TERMINAL CONCESSION REVENUE	17,622.00	98,900.00	-81,278.00	17.82%

4050-00 · FBO REVENUE

4050-01 · FBO - Lease Space	48,504.41	171,533.00	-123,028.59	28.28%
4050-02 · FBO - Overnight Parking Fees	35,968.50	423,255.00	-387,286.50	8.5%
4050-04 · FBO - Commission	6,890.47	34,512.00	-27,621.53	19.97%
Total 4050-00 · FBO REVENUE	91,363.38	629,300.00	-537,936.62	14.52%

4060-00 · FUEL FLOWAGE REVENUE

4060-01 · Fuel Flowage - FBO	44,561.85	446,600.00	-402,038.15	9.98%
Total 4060-00 · FUEL FLOWAGE REVENUE	44,561.85	446,600.00	-402,038.15	9.98%

4070-00 · TRANSIENT LANDING FEES REVENUE

4070-02 · Landing Fees - Non-Comm./Gov't	60,789.85	577,535.00	-516,745.15	10.53%
Total 4070-00 · TRANSIENT LANDING FEES REVENUE	60,789.85	577,535.00	-516,745.15	10.53%

4080-00 · HANGAR REVENUE

4080-01 · Land Lease - Hangar	179,103.36	668,720.00	-489,616.64	26.78%
4080-02 · Land Lease - Hangar/Trans. Fee	212.50	23,325.00	-23,112.50	0.91%
4080-03 · Hangar/Utilities (E8,11,24)	0.00	0.00	0.00	0.0%
4080-05 · Land Lease - FMA Hangar Rentals	10,364.82	33,956.00	-23,591.18	30.52%
Total 4080-00 · HANGAR REVENUE	189,680.68	726,001.00	-536,320.32	26.13%

4090-00 · TIEDOWN PERMIT FEES REVENUE

4090-01 · Tiedown Permit Fees (FMA)	0.00	37,000.00	-37,000.00	0.0%
Total 4090-00 · TIEDOWN PERMIT FEES REVENUE	0.00	37,000.00	-37,000.00	0.0%

4100-00 · CARGO CARRIERS REVENUE

4100-02 · Cargo Carriers - Tiedown	0.00	5,500.00	-5,500.00	0.0%
Total 4100-00 · CARGO CARRIERS REVENUE	0.00	5,500.00	-5,500.00	0.0%

4110-00 · MISCELLANEOUS REVENUE

	Oct - Nov 23	Budget	\$ Over Budget	% of Budget
4110-01 · Misc. Revenue	12.54	2,000.00	-1,987.46	0.63%
Total 4110-00 · MISCELLANEOUS REVENUE	12.54	2,000.00	-1,987.46	0.63%
4120-00 · GROUND TRANSP. PERMIT REVENUE				
4120-01 · Ground Transportation Permit	0.00	24,000.00	-24,000.00	0.0%
4120-02 · GTSP - Trip Fee	760.00	5,000.00	-4,240.00	15.2%
Total 4120-00 · GROUND TRANSP. PERMIT REVENUE	760.00	29,000.00	-28,240.00	2.62%
4400-00 · TSA/SECURITY				
4400-02 · Terminal Lease	7,070.84	42,425.00	-35,354.16	16.67%
4400-03 · Security Prox. Cards	19,450.00	33,540.00	-14,090.00	57.99%
Total 4400-00 · TSA/SECURITY	26,520.84	75,965.00	-49,444.16	34.91%
4450-00 · RANCH REVENUE				
4450-01 · Ranch House Rent	1,200.00	7,200.00	-6,000.00	16.67%
4450-02 · Ranch Lease	9,000.00	36,000.00	-27,000.00	25.0%
Total 4450-00 · RANCH REVENUE	10,200.00	43,200.00	-33,000.00	23.61%
4520-00 · INTEREST REVENUE				
4520-01 · Interest Revenue - General	99,841.77	50,000.00	49,841.77	199.68%
4520-07 · Interest Revenue - '14 PFC	16.15	0.00	16.15	100.0%
4520-12 · Interest Revenue - CFC	675.09			
Total 4520-00 · INTEREST REVENUE	100,533.01	50,000.00	50,533.01	201.07%
4600-00 · Coronavirus Relief Grants Oper.				
4600-01 · Coronavirus Relief Grants Oper.	-4,308.03	3,686,743.00	-3,691,051.03	-0.12%
Total 4600-00 · Coronavirus Relief Grants Oper.	-4,308.03	3,686,743.00	-3,691,051.03	-0.12%
4750-00 · Terminal Area Plan (TAP)				
4750-01 · Terminal Area Plan	-13,369.35	0.00	-13,369.35	100.0%
Total 4750-00 · Terminal Area Plan (TAP)	-13,369.35	0.00	-13,369.35	100.0%
4752-00 · CARES Act				
4752-01 · CARES Act	13,829.00	0.00	13,829.00	100.0%
Total 4752-00 · CARES Act	13,829.00	0.00	13,829.00	100.0%
4753-00 · AIP '53 - Rehabilitate Runway				
4753-01 · AIP '53 - Rehabilitate Runway	-84,602.36	25,000.00	-109,602.36	-338.41%
Total 4753-00 · AIP '53 - Rehabilitate Runway	-84,602.36	25,000.00	-109,602.36	-338.41%
4756-00 · AIP '56 - Rehab Runway Phase 2				
4756-01 · AIP '56 - Rehab Runway Phase 2	-46,624.05	0.00	-46,624.05	100.0%
Total 4756-00 · AIP '56 - Rehab Runway Phase 2	-46,624.05	0.00	-46,624.05	100.0%
4758-00 · AIP '58 - Rehab Runway Phase 3				
4758-01 · AIP '58 - Rehab Runway Phase 3	-52,051.34	125,000.00	-177,051.34	-41.64%
Total 4758-00 · AIP '58 - Rehab Runway Phase 3	-52,051.34	125,000.00	-177,051.34	-41.64%
4800-00 · Current Year AIP	0.00	2,345,068.00	-2,345,068.00	0.0%
4850-00 · CFC Pass-through Revenue	27,730.50	250,000.00	-222,269.50	11.09%
Total Income	782,643.62	12,066,170.00	-11,283,526.38	6.49%
Gross Profit	782,643.62	12,066,170.00	-11,283,526.38	6.49%
Expense				
5000 · EXPENDITURES				
5000-00 · "A" EXPENSES				
5000-01 · Salaries - Airport Director	29,100.72	174,604.00	-145,503.28	16.67%
5010-00 · Salaries - Deputy Director F&A	20,667.00	118,097.00	-97,430.00	17.5%
5010-01 · Salaries - Admin Coordinator	11,359.42	71,400.00	-60,040.58	15.91%
5010-04 · Salaries - Business Ops Coord	12,494.36	75,000.00	-62,505.64	16.66%
5020-00 · Salaries - Deputy Director O&M	24,652.56	140,872.00	-116,219.44	17.5%
5030-00 · Salaries - ARFF/OPS Specialist	98,852.08	579,488.00	-480,635.92	17.06%
5030-01 · Salaries - Parking Specialists	17,085.55	120,120.00	-103,034.45	14.22%
5040-00 · Salaries - Security Manager	17,666.91	100,954.00	-83,287.09	17.5%

	Oct - Nov 23	Budget	\$ Over Budget	% of Budget
5050-00 · Salaries- Seasonal-Snow Removal	0.00	76,000.00	-76,000.00	0.0%
5050-01 · Salaries - Seasonal - Arpt Host	0.00	5,000.00	-5,000.00	0.0%
5050-02 · Salaries - Merit Increase	17,960.44	118,127.00	-100,166.56	15.2%
5050-03 · Salaries - One-time Pay	0.00	5,000.00	-5,000.00	0.0%
5050-04 · Salaries - ARFF Coverage	338.00	9,600.00	-9,262.00	3.52%
5060-01 · Overtime - General	7,317.83	2,000.00	5,317.83	365.89%
5060-02 · Overtime - Snow Removal	0.00	45,000.00	-45,000.00	0.0%
5100-00 · Retirement	29,072.08	171,178.00	-142,105.92	16.98%
5110-00 · Social Security/Medicare	18,351.03	121,120.00	-102,768.97	15.15%
5120-00 · Life Insurance	0.00	2,000.00	-2,000.00	0.0%
5130-00 · Medical Insurance	38,683.03	282,000.00	-243,316.97	13.72%
5160-00 · Workman's Compensation	0.00	23,000.00	-23,000.00	0.0%
Total 5000-00 · "A" EXPENSES	343,601.01	2,240,560.00	-1,896,958.99	15.34%
6000 · "B" EXPENDITURES				
6000-0 · "B" EXPENSES - ADMINISTRATIVE				
6000-00 · TRAVEL EXPENSE				
6000-01 · Travel	4,909.86	40,000.00	-35,090.14	12.28%
Total 6000-00 · TRAVEL EXPENSE	4,909.86	40,000.00	-35,090.14	12.28%
6010-00 · SUPPLIES/EQUIPMENT EXPENSE				
6010-01 · Supplies/Equipment - Office	1,223.03	8,000.00	-6,776.97	15.29%
6010-02 · Supplies/Equipment - Parking	206.17	1,000.00	-793.83	20.62%
6010-03 · Supplies/Equipment - Computer	2,536.84	40,000.00	-37,463.16	6.34%
Total 6010-00 · SUPPLIES/EQUIPMENT EXPENSE	3,966.04	49,000.00	-45,033.96	8.09%
6020-00 · INSURANCE				
6020-01 · Insurance	31,961.50	64,000.00	-32,038.50	49.94%
Total 6020-00 · INSURANCE	31,961.50	64,000.00	-32,038.50	49.94%
6030-00 · UTILITIES				
6030-01 · Utilities - Gas/Terminal	2,856.00	23,000.00	-20,144.00	12.42%
6030-02 · Utilities - Gas/AOB & Cold Stor	1,466.00	8,200.00	-6,734.00	17.88%
6030-03 · Utilities - Elect./Runway&PAPI	854.96	5,200.00	-4,345.04	16.44%
6030-04 · Utilities - Elec./AOB & Cold St	1,375.11	11,100.00	-9,724.89	12.39%
6030-05 · Utilities - Electric/Terminal	7,784.99	75,000.00	-67,215.01	10.38%
6030-06 · Utilities - Telephone	2,584.69	18,750.00	-16,165.31	13.79%
6030-07 · Utilities - Water	844.14	11,000.00	-10,155.86	7.67%
6030-08 · Utilities - Garbage Removal	2,994.59	14,500.00	-11,505.41	20.65%
6030-09 · Utilities - Sewer	1,709.76	5,500.00	-3,790.24	31.09%
6030-11 · Utilities - Electric/Tower	959.89	7,000.00	-6,040.11	13.71%
6030-12 · Utilities - Elec./Brdfdr.Hghl	53.50	1,200.00	-1,146.50	4.46%
6030-13 · Utilities - Elec. Exit Booth	122.21	2,200.00	-2,077.79	5.56%
6030-15 · Utilities - Elec/AWOS	354.09	3,800.00	-3,445.91	9.32%
6030-16 · Utilities - Elec. Wind Cone	13.13	100.00	-86.87	13.13%
6030-17 · Utilities - Elec./Gas- Hangar	699.17	7,000.00	-6,300.83	9.99%
6030-18 · Utilities - Lubricant Wst. Dspl	0.00	300.00	-300.00	0.0%
6030-20 · Utilities - Ranch	5,346.05	35,000.00	-29,653.95	15.27%
Total 6030-00 · UTILITIES	30,018.28	228,850.00	-198,831.72	13.12%
6040-00 · SERVICE PROVIDER				
6040-02 · Service Provider - Term. Serv.	1,109.08	7,000.00	-5,890.92	15.84%
6040-03 · Service Provider - AOB Services	17,435.65	66,000.00	-48,564.35	26.42%
6040-04 · Service Provider-Ops./Airfield	10,940.00	20,000.00	-9,060.00	54.7%
6040-13 · Service Provider-Parking Lot	12,966.60	56,500.00	-43,533.40	22.95%
Total 6040-00 · SERVICE PROVIDER	42,451.33	149,500.00	-107,048.67	28.4%
6050-00 · PROFESSIONAL SERVICES				
6050-01 · Professional Services - Legal	45,381.53	100,000.00	-54,618.47	45.38%

	Oct - Nov 23	Budget	\$ Over Budget	% of Budget
6050-02 · Professional Serv. - Audit/Fina	38,047.00	127,000.00	-88,953.00	29.96%
6050-03 · Professional Services - Enginee	4,750.33	36,500.00	-31,749.67	13.02%
6050-04 · Professional Services - HR	237.50	15,000.00	-14,762.50	1.58%
6050-05 · Professional Services - Gen.	3,105.00	25,000.00	-21,895.00	12.42%
6050-10 · Prof. Svcs.-IT/Comp. Support	31,557.50	170,000.00	-138,442.50	18.56%
6050-12 · Prof. Serv.- Planning Air Serv.	0.00	8,000.00	-8,000.00	0.0%
6050-13 · Prof. Serv.-Website Hosting	105.00	1,200.00	-1,095.00	8.75%
6050-15 · Prof. Serv.-Web Maint-Outreach	817.50	30,000.00	-29,182.50	2.73%
6050-17 · Prof. Serv. - Airspace Consult.	0.00	35,000.00	-35,000.00	0.0%
6050-18 · Prof. Services - Approach Maint	0.00	35,000.00	-35,000.00	0.0%
6050-19 · Prof. Serv.-ATCT Relocation	0.00	30,000.00	-30,000.00	0.0%
6050-21 · Professional Services - Other	4,635.20	35,000.00	-30,364.80	13.24%
Total 6050-00 · PROFESSIONAL SERVICES	128,636.56	647,700.00	-519,063.44	19.86%
6060-00 · MAINTENANCE-OFFICE EQUIPMENT				
6060-04 · Maintenance - Copier	373.49	2,000.00	-1,626.51	18.68%
6060-05 · Maintenance - Phone	0.00	1,287.00	-1,287.00	0.0%
Total 6060-00 · MAINTENANCE-OFFICE EQUIPMENT	373.49	3,287.00	-2,913.51	11.36%
6070-00 · RENT/LEASE OFFICE EQUIPMENT				
6070-02 · Rent/Lease - Postage Meter	673.54	1,500.00	-826.46	44.9%
Total 6070-00 · RENT/LEASE OFFICE EQUIPMENT	673.54	1,500.00	-826.46	44.9%
6080-00 · DUES/MEMBERSHIPS				
6080-01 · Dues/Memberships	820.00	6,200.00	-5,380.00	13.23%
6080-07 · Cove Canal Assoc Dues - Ranch	0.00	3,200.00	-3,200.00	0.0%
Total 6080-00 · DUES/MEMBERSHIPS	820.00	9,400.00	-8,580.00	8.72%
6090-00 · POSTAGE				
6090-01 · Postage/Courier Service	95.61	1,000.00	-904.39	9.56%
Total 6090-00 · POSTAGE	95.61	1,000.00	-904.39	9.56%
6100-00 · EDUCATION/TRAINING				
6100-01 · Education/Training - Admin.	1,379.00	10,000.00	-8,621.00	13.79%
6100-02 · Education/Training - OPS	513.84	14,000.00	-13,486.16	3.67%
6100-03 · Education/Training - ARFF	10,861.38	20,000.00	-9,138.62	54.31%
6100-06 · Education - Security	0.00	3,000.00	-3,000.00	0.0%
Total 6100-00 · EDUCATION/TRAINING	12,754.22	47,000.00	-34,245.78	27.14%
6101-00 · PUBLIC OUTREACH/ADS/COMMUNICATI				
6101-01 · Advertising/Social Media/Sponso	3,677.22	35,000.00	-31,322.78	10.51%
6101-02 · Public Outr/Comm - Noise Abatem	0.00	500.00	-500.00	0.0%
6101-03 · Public Outr/Comm - SAAC	4,058.06	10,000.00	-5,941.94	40.58%
Total 6101-00 · PUBLIC OUTREACH/ADS/COMMUNICATI	7,735.28	45,500.00	-37,764.72	17.0%
6110-00 · CONTRACTS				
6110-02 · Contracts - FMAA	17,000.00	84,000.00	-67,000.00	20.24%
6110-16 · Contracts - Prkg Mngt Fee/Ops	-4,018.78	50,000.00	-54,018.78	-8.04%
6110-17 · Contracts - Landing Fee Equip.	13,659.09	16,800.00	-3,140.91	81.3%
6110-18 · Contracts - Vector Commissions	7,903.00	90,000.00	-82,097.00	8.78%
Total 6110-00 · CONTRACTS	34,543.31	240,800.00	-206,256.69	14.35%
6130-00 · MISCELLANEOUS EXPENSES				
6130-01 · Misc. - General	3,164.07	15,000.00	-11,835.93	21.09%
6140-01 · Merchant Fees	89.29	600.00	-510.71	14.88%
Total 6130-00 · MISCELLANEOUS EXPENSES	3,253.36	15,600.00	-12,346.64	20.86%
Total 6000-0 · "B" EXPENSES - ADMINISTRATIVE	302,192.38	1,543,137.00	-1,240,944.62	19.58%
6001 · "B" EXPENSES - OPERATIONAL				
6500-00 · SUPPLIES/EQUIPMENT-OPERATIONS				
6500-01 · Supplies/Equipment - General	764.67	13,500.00	-12,735.33	5.66%

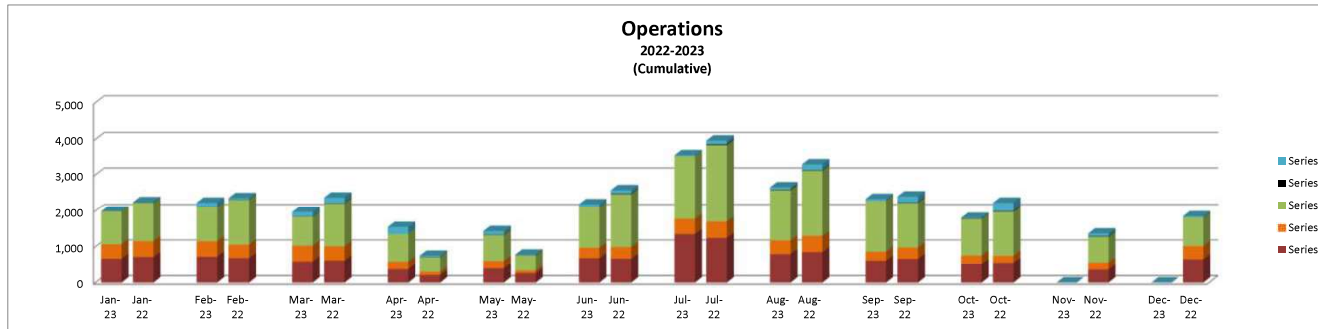
	Oct - Nov 23	Budget	\$ Over Budget	% of Budget
6500-02 · Supplies/Equipment - Tools	1,607.96	20,000.00	-18,392.04	8.04%
6500-03 · Supplies/Equipment-ClothingOps	277.05	4,000.00	-3,722.95	6.93%
6500-04 · Supplies/Equipment - Janitorial	6,201.46	30,000.00	-23,798.54	20.67%
6500-07 · Supplies/Equipment-ClothingPark	0.00	2,000.00	-2,000.00	0.0%
Total 6500-00 · SUPPLIES/EQUIPMENT-OPERATIONS	8,851.14	69,500.00	-60,648.86	12.74%
6505-00 · EQUIP/VEHICLE - LEASE/RENTAL				
6505-01 · Eq./Vehi Lease/Rental - General	98,263.86	90,000.00	8,263.86	109.18%
Total 6505-00 · EQUIP/VEHICLE - LEASE/RENTAL	98,263.86	90,000.00	8,263.86	109.18%
6510-00 · FUEL/LUBRICANTS				
6510-02 · Fuel	2,068.64	75,000.00	-72,931.36	2.76%
6510-03 · Lubricants	0.00	10,000.00	-10,000.00	0.0%
Total 6510-00 · FUEL/LUBRICANTS	2,068.64	85,000.00	-82,931.36	2.43%
6520-00 · VEHICLES/MAINTENANCE				
6520-01 · R/M Equipment - General	9,248.81	75,000.00	-65,751.19	12.33%
6520-06 · R/M Equip. -'85 Ford Dump	0.00	6,000.00	-6,000.00	0.0%
6520-08 · R/M Equip. - '96 Tiger Tractor	0.00	1,000.00	-1,000.00	0.0%
6520-17 · R/M Equip. '01 Case 921 Ldr.	0.00	1,500.00	-1,500.00	0.0%
6520-20 · R/M Equip. - '02 Kodiak Blower	216.63	1,500.00	-1,283.37	14.44%
6520-25 · R/M Equip. - '04 Batts De-Ice	0.00	1,000.00	-1,000.00	0.0%
6520-28 · R/M Equip.-'06 Case 621 Loader	0.00	1,500.00	-1,500.00	0.0%
6520-29 · R/M Equip.- '10 Waus Broom/Plow	0.00	1,500.00	-1,500.00	0.0%
6520-30 · R/M Equip.-'05 Ford F-350	0.00	1,500.00	-1,500.00	0.0%
6520-31 · R/M Equip. - '10 Oshkosh Blower	0.00	9,000.00	-9,000.00	0.0%
6520-32 · R/M Equip. - '09 Mini Truck	0.00	1,000.00	-1,000.00	0.0%
6520-34 · R/M Equip. - '12 Case 921F Load	14.76	1,500.00	-1,485.24	0.98%
6520-36 · R/M Equip. - '10 Toyota Forklif	0.00	1,000.00	-1,000.00	0.0%
6520-37 · R/M Equip. - '15 Tool Cat	1,030.91	5,000.00	-3,969.09	20.62%
6520-38 · R/M Equip. - '15 Wausau Broom	0.00	6,000.00	-6,000.00	0.0%
6520-39 · R/M Equip. - Boss Spreader	0.00	250.00	-250.00	0.0%
6520-40 · R/M Equip. - '17 Ford-350 Super	0.00	1,500.00	-1,500.00	0.0%
6520-41 · R/M Equip. - '17 Kodiak Blower	0.00	1,500.00	-1,500.00	0.0%
6520-43 · R/M Equip. - '18 279D Skid St.	0.00	1,500.00	-1,500.00	0.0%
6520-44 · R/M Equip. - '18 Cat 972M Ldr	807.08	1,500.00	-692.92	53.81%
6520-45 · R/M Equip. - '19 Oshkosh Broom	0.00	6,000.00	-6,000.00	0.0%
6520-46 · R/M Equip. - '20 Chev. 1500 PU	109.66	1,500.00	-1,390.34	7.31%
6520-47 · R/M Equip. - '19 Cat 972M Ldr	0.00	1,500.00	-1,500.00	0.0%
6520-48 · R/M Equip.-'18 New Holland Trac	0.00	1,500.00	-1,500.00	0.0%
6520-49 · R/M Equip. - '21 MB Combo	0.00	15,000.00	-15,000.00	0.0%
6520-50 · R/M Equip. - '22 MB Combo	0.00	15,000.00	-15,000.00	0.0%
6520-51 · R/M Equip. - '22 MB Deice Truck	0.00	5,000.00	-5,000.00	0.0%
6520-52 · R/M Equip. - '22 MB4 Blower	0.00	5,000.00	-5,000.00	0.0%
6520-53 · R/M Equip. - '22 F-350	22.89	1,500.00	-1,477.11	1.53%
6520-54 · R/M Equip. - '23 Expedition	0.00	1,500.00	-1,500.00	0.0%
6520-55 · R/M Equip. - '23 Ford Maverick	0.00	1,500.00	-1,500.00	0.0%
6520-56 · R/M Equip. - '99 Econoline Van	0.00	5,000.00	-5,000.00	0.0%
6520-57 · R/M Equip. - '24 F-350	0.00	5,000.00	-5,000.00	0.0%
6520-58 · R/M Equip. - '23 972 Loader	51.18			
Total 6520-00 · VEHICLES/MAINTENANCE	11,501.92	185,250.00	-173,748.08	6.21%
6530-00 · ARFF MAINTENANCE				
6530-01 · ARFF Maint. Gen/Supplies	55.96	10,000.00	-9,944.04	0.56%
6530-04 · ARFF Maint. - Radios	0.00	10,000.00	-10,000.00	0.0%
6530-05 · ARFF MAInt. - '03 E-One	0.00	2,500.00	-2,500.00	0.0%
6530-06 · ARFF Maint. - '20 Oshkosh Strik	0.00	2,500.00	-2,500.00	0.0%

	Oct - Nov 23	Budget	\$ Over Budget	% of Budget
Total 6530-00 · ARFF MAINTENANCE	55.96	25,000.00	-24,944.04	0.22%
6540-00 · REPAIRS/MAINTENANCE - BUILDING				
6540-01 · R/M Bldg. - General	1,713.38	1,500.00	213.38	114.23%
6540-02 · R/M Bldg. - Terminal	20,671.93	112,000.00	-91,328.07	18.46%
6540-03 · R/M Bldg. - Terminal Concession	0.00	6,000.00	-6,000.00	0.0%
6540-04 · R/M Bldg. - Cold Storage	0.00	1,500.00	-1,500.00	0.0%
6540-05 · R/M Bldg. - AOB/SHOP	3,117.44	40,200.00	-37,082.56	7.76%
6540-06 · R/M Bldg. - Hangars	33.16	5,000.00	-4,966.84	0.66%
6540-07 · R/M Bldg. - Tower	1,660.42	10,000.00	-8,339.58	16.6%
6540-10 · R/M Bldg. - Ranch	0.00	15,000.00	-15,000.00	0.0%
Total 6540-00 · REPAIRS/MAINTENANCE - BUILDING	27,196.33	191,200.00	-164,003.67	14.22%
6550-00 · REPAIRS/MAINTENANCE - AIRSIDE				
6550-01 · R/M - General	653.35	8,000.00	-7,346.65	8.17%
6550-02 · R/M - Airfield/Runway	1,295.83	40,000.00	-38,704.17	3.24%
6550-03 · R/M - Airfield/Runway - Deice	6,003.47	120,000.00	-113,996.53	5.0%
6550-04 · R/M - Lights	344.30	25,000.00	-24,655.70	1.38%
Total 6550-00 · REPAIRS/MAINTENANCE - AIRSIDE	8,296.95	193,000.00	-184,703.05	4.3%
6551-00 · REPAIRS/MAINTENANCE - LANDSIDE				
6551-01 · RM - General	0.00	1,000.00	-1,000.00	0.0%
6551-02 · R/M - Parking Lot	4,112.90	15,000.00	-10,887.10	27.42%
6551-03 · R/M - Landscaping	676.93	15,000.00	-14,323.07	4.51%
6551-04 · R/M - Ranch	5,489.49	100,000.00	-94,510.51	5.49%
Total 6551-00 · REPAIRS/MAINTENANCE - LANDSIDE	10,279.32	131,000.00	-120,720.68	7.85%
6560-00 · SECURITY EXPENSE				
6560-01 · Security - General	0.00	10,500.00	-10,500.00	0.0%
6560-02 · Security - Law Enf. Offi. (LEO)	0.00	8,000.00	-8,000.00	0.0%
6560-03 · Security - Subscription Licen.	13,025.40	60,000.00	-46,974.60	21.71%
6560-04 · Security - Perim./Access/CCTV	1,699.11	25,500.00	-23,800.89	6.66%
6560-05 · Security - Professional Serv.	0.00	19,000.00	-19,000.00	0.0%
6560-06 · Security - Prof. Services/IT	0.00	0.00	0.00	0.0%
Total 6560-00 · SECURITY EXPENSE	14,724.51	123,000.00	-108,275.49	11.97%
6570-00 · REPAIRS/MAINT.-AERONAUTICAL EQU				
6570-01 · R/M Aeronautical Equip - NDB/DME	2,129.20	10,000.00	-7,870.80	21.29%
6570-02 · R/M Aeronautical Equip. - Tower	4,091.70	8,000.00	-3,908.30	51.15%
6570-04 · R/M Aeron. Equip. - AWOS/ATIS	2,129.20	8,500.00	-6,370.80	25.05%
Total 6570-00 · REPAIRS/MAINT.-AERONAUTICAL EQU	8,350.10	26,500.00	-18,149.90	31.51%
Total 6001 · "B" EXPENSES - OPERATIONAL	189,588.73	1,119,450.00	-929,861.27	16.94%
Total 6000 · "B" EXPENDITURES	491,781.11	2,662,587.00	-2,170,805.89	18.47%
7000 · "C" EXPENSES				
7001-00 · CAPITAL EXPENDITURES				
7001-02 · Buildings and Improvements	0.00	694,740.00	-694,740.00	0.0%
7001-03 · Airfield & General Improvements	0.00	0.00	0.00	0.0%
7001-04 · Office Equipment	25,860.00	26,000.00	-140.00	99.46%
7001-05 · Maintenance Equipment /Vehicle	170,756.00	1,915,000.00	-1,744,244.00	8.92%
7001-06 · Assessments/Plans/Studies	0.00	1,060,000.00	-1,060,000.00	0.0%
7001-09 · Security Equipment	0.00	35,000.00	-35,000.00	0.0%
7001-10 · SRE Aquisition Non-AIP	0.00	1,100,000.00	-1,100,000.00	0.0%
7001-12 · Network Equipment	0.00	50,000.00	-50,000.00	0.0%
7001-99 · CONTINGENCY	0.00	1,000,000.00	-1,000,000.00	0.0%
Total 7001-00 · CAPITAL EXPENDITURES	196,616.00	5,880,740.00	-5,684,124.00	3.34%
7549-00 · AIP '49 - SRE Aqu., Pavement Ma				
7549-01 · AIP '49 - Eligible	0.00	0.00	0.00	0.0%

	Oct - Nov 23	Budget	\$ Over Budget	% of Budget
Total 7549-00 · AIP '49 - SRE Aqu., Pavement Ma	0.00	0.00	0.00	0.0%
7553-00 · AIP '53 - Rehab RW, TW & Apron				
7553-01 · AIP '53 - Eligible	917.50	0.00	917.50	100.0%
Total 7553-00 · AIP '53 - Rehab RW, TW & Apron	917.50	0.00	917.50	100.0%
7556-00 · AIP '56 - Rehab Runway Phase 2				
7556-01 · AIP '56 - Eligible	4,479.54	0.00	4,479.54	100.0%
Total 7556-00 · AIP '56 - Rehab Runway Phase 2	4,479.54	0.00	4,479.54	100.0%
7558-00 · AIP '58 - Rehab Runway Phase 3				
7558-01 · AIP '58 - Eligible	0.00	0.00	0.00	0.0%
Total 7558-00 · AIP '58 - Rehab Runway Phase 3	0.00	0.00	0.00	0.0%
7559-00 · AIP '59 - Acquire Land				
7559-01 · AIP '59 - Eligible	2,973.39			
Total 7559-00 · AIP '59 - Acquire Land	2,973.39			
7560-00 · AIP '60 - Development Addendum				
7560-01 · AIP '60 - Eligible	0.00	0.00	0.00	0.0%
Total 7560-00 · AIP '60 - Development Addendum	0.00	0.00	0.00	0.0%
8500-00 · Capital Imp. Program (CIP)				
8501-00 · CIP - General				
8501-01 · General	0.00	150,000.00	-150,000.00	0.0%
Total 8501-00 · CIP - General	0.00	150,000.00	-150,000.00	0.0%
Total 8500-00 · Capital Imp. Program (CIP)	0.00	150,000.00	-150,000.00	0.0%
Total 7000 · "C" EXPENSES	204,986.43	6,030,740.00	-5,825,753.57	3.4%
Total 5000 · EXPENDITURES	1,040,368.55	10,933,887.00	-9,893,518.45	9.52%
Total Expense	1,040,368.55	10,933,887.00	-9,893,518.45	9.52%
Net Ordinary Income	-257,724.93	1,132,283.00	-1,390,007.93	-22.76%
Net Income	-257,724.93	1,132,283.00	-1,390,007.93	-22.76%

**Friedman Memorial Airport
October 2023**

ATCT Traffic Operations Record																							
Month	2001	2002	2003	2004	2005	2006	2007	2008	2009	2010	2011	2012	2013	2014	2015	2016	2017	2018	2019	2020	2021	2022	2023
January	3,622	3,893	3,912	2,600	3,028	2,787	4,547	2,520	2,070	2,379	2,408	2,098	2,454	2,128	2,249	1,842	1,665	2,019	2,172	1,987	2,001	2,250	1,986
February	4,027	4,498	3,073	3,122	3,789	3,597	3,548	2,857	2,244	2,647	2,117	2,205	2,612	1,417	2,268	2,533	1,629	1,914	1,187	2,253	2,185	2,362	2,237
March	4,952	5,126	3,086	4,097	3,618	2,918	4,677	3,097	2,145	2,709	1,813	1,921	2,753	1,924	2,023	1,917	1,895	1,860	2,016	1,480	2,512	2,376	1,971
April	2,494	3,649	2,213	2,840	2,462	2,047	2,581	2,113	1,724	1,735	1,604	1,513	1,509	1,210	1,337	1,380	1,426	1,257	1,116	616	1,590	748	1,551
May	3,905	4,184	2,654	3,282	2,729	2,134	1,579	2,293	2,280	1,891	1,533	1,693	1,852	555	668	1,501	1,802	1,442	1,174	1,127	1,894	779	1,437
June	4,787	5,039	4,737	4,438	3,674	3,656	5,181	3,334	2,503	3,019	2,898	2,761	3,203	2,164	2,387	2,475	2,502	2,552	2,292	2,069	2,931	2,580	2,193
July	6,359	8,796	6,117	5,910	5,424	5,931	7,398	4,704	4,551	5,005	5,004	4,810	5,345	4,345	4,159	4,562	4,573	5,033	4,266	3,356	4,005	3,965	3,535
August	6,479	6,917	5,513	5,707	5,722	6,087	8,196	4,570	4,488	4,705	4,326	3,823	4,644	3,114	2,932	3,719	3,873	3,175	3,260	2,859	3,289	3,286	2,659
September	3,871	4,636	4,162	4,124	4,609	3,760	4,311	2,696	3,376	3,128	3,359	2,396	2,403	2,237	2,292	2,379	2,036	2,224	2,235	2,692	2,884	2,408	2,341
October	3,879	3,656	3,426	2,936	3,570	3,339	3,103	2,134	2,145	2,012	1,886	1,658	1,874	1,760	1,789	1,377	1,939	1,670	1,571	2,212	2,128	2,236	1,807
November	3,082	2,698	2,599	2,749	2,260	2,912	2,892	1,670	1,901	1,309	1,114	1,325	1,475	908	1,229	1,314	1,135	1,392	1,328	1,365	1,665	1,370	0
December	3,401	2,805	3,247	3,227	2,722	3,834	2,699	1,848	2,272	1,811	2,493	2,066	2,016	1,545	1,482	1,717	2,217	2,033	1,960	2,051	2,018	1,851	0
Totals	50,858	55,897	44,739	45,032	43,607	43,002	50,712	33,836	31,699	32,350	30,555	28,269	32,140	23,307	24,815	26,716	26,692	26,571	24,577	24,067	29,102	26,211	21,717

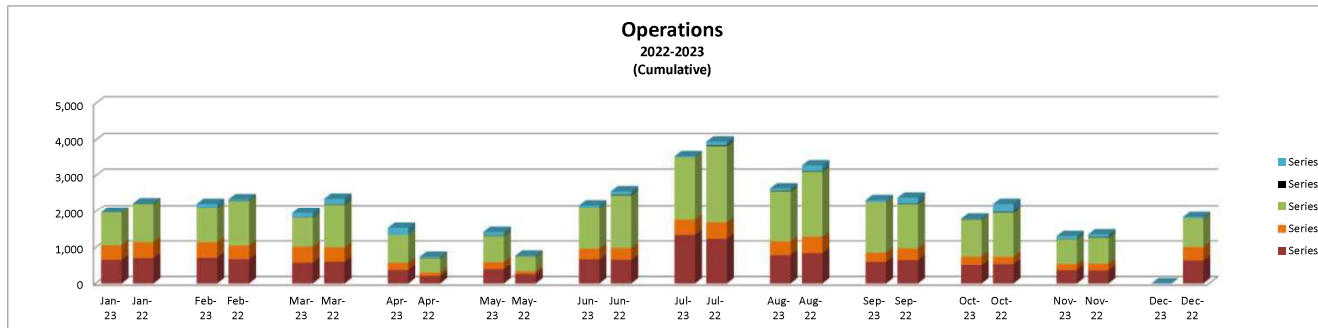


ATCT Operations Change (October 2023 vs. October 2022)			
	2023	2022	% Change
Air Taxi	508	543	-6.4%
Air Carrier	243	200	21.5%
General Aviation	1,031	1,237	-16.7%
Military	7	14	-50.0%
Civil	18	242	-92.6%
Total	1,807	2,236	-19.2%
YTD Total	21,717	22,990	-5.5%

Friedman Memorial Airport
November 2023

Attachment 4

ATCT Traffic Operations Record																							
Month	2001	2002	2003	2004	2005	2006	2007	2008	2009	2010	2011	2012	2013	2014	2015	2016	2017	2018	2019	2020	2021	2022	2023
January	3,622	3,893	3,912	2,600	3,028	2,787	4,547	2,520	2,070	2,379	2,408	2,098	2,454	2,128	2,249	1,842	1,665	2,019	2,172	1,987	2,001	2,250	1,986
February	4,027	4,498	3,073	3,122	3,789	3,597	3,548	2,857	2,244	2,647	2,117	2,205	2,612	1,417	2,268	2,533	1,629	1,914	1,187	2,253	2,185	2,362	2,237
March	4,952	5,126	3,086	4,097	3,618	2,918	4,677	3,097	2,145	2,709	1,813	1,921	2,753	1,924	2,023	1,917	1,895	1,860	2,016	1,480	2,512	2,376	1,971
April	2,494	3,649	2,213	2,840	2,462	2,047	2,581	2,113	1,724	1,735	1,604	1,513	1,509	1,210	1,337	1,380	1,426	1,257	1,116	616	1,590	748	1,551
May	3,905	4,184	2,654	3,282	2,729	2,134	1,579	2,293	2,280	1,891	1,533	1,693	1,852	555	668	1,501	1,802	1,442	1,174	1,127	1,894	779	1,437
June	4,787	5,039	4,737	4,438	3,674	3,656	5,181	3,334	2,503	3,019	2,898	2,761	3,203	2,164	2,387	2,475	2,502	2,552	2,292	2,069	2,931	2,580	2,193
July	6,359	8,796	6,117	5,910	5,424	5,931	7,398	4,704	4,551	5,005	5,004	4,810	5,345	4,345	4,159	4,562	4,573	5,033	4,266	3,356	4,005	3,965	3,535
August	6,479	6,917	5,513	5,707	5,722	6,087	8,196	4,570	4,488	4,705	4,326	3,823	4,644	3,114	2,932	3,719	3,873	3,175	3,260	2,859	3,289	3,286	2,659
September	3,871	4,636	4,162	4,124	4,609	3,760	4,311	2,696	3,376	3,128	3,359	2,396	2,403	2,237	2,292	2,379	2,036	2,224	2,235	2,692	2,884	2,408	2,341
October	3,879	3,656	3,426	2,936	3,570	3,339	3,103	2,134	2,145	2,012	1,886	1,658	1,874	1,760	1,789	1,377	1,939	1,670	1,571	2,212	2,128	2,236	1,807
November	3,082	2,698	2,599	2,749	2,260	2,912	2,892	1,670	1,901	1,309	1,114	1,325	1,475	908	1,229	1,314	1,135	1,392	1,328	1,365	1,665	1,370	1,322
December	3,401	2,805	3,247	3,227	2,722	3,834	2,699	1,848	2,272	1,811	2,493	2,066	2,016	1,545	1,482	1,717	2,217	2,033	1,960	2,051	2,018	1,851	0
Totals	50,858	55,897	44,739	45,032	43,607	43,002	50,712	33,836	31,699	32,350	30,555	28,269	32,140	23,307	23,333	24,999	24,475	24,538	22,617	22,016	27,084	24,360	23,039

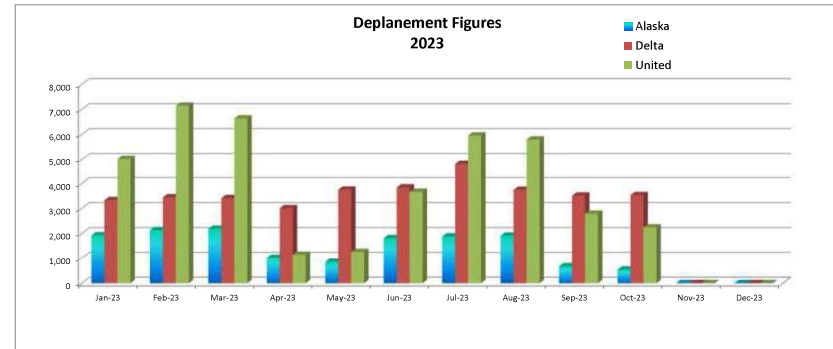
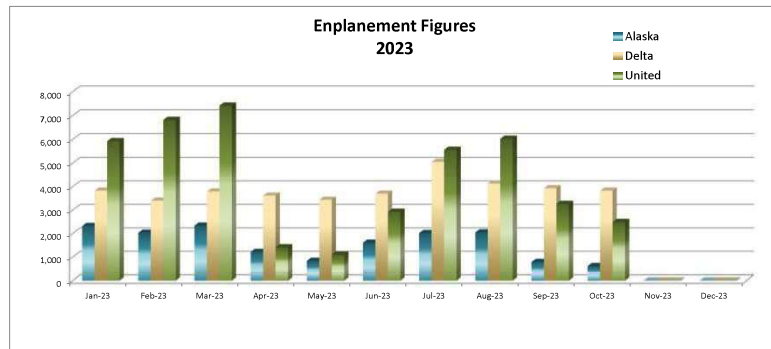


ATCT Operations Change (November 2023 vs. November 2022)			
	2023	2022	% Change
Air Taxi	352	346	1.7%
Air Carrier	187	207	-9.7%
General Aviation	691	726	-4.8%
Military	6	11	-45.5%
Civil	86	80	7.5%
Total	1,322	1,370	-3.5%
YTD Total	23,039	24,360	-5.4%

**Friedman Memorial Airport
October 2023**

2023 Enplanements																		
Date	Alaska Airlines					Delta Airlines					United Airlines					Total Enp.	Prior Year Total Enp.	Total % Change
	Revenue	Non-Revenue	Total	Prior Year Month	Total % Change	Revenue	Non-Revenue	Total	Prior Year Month	Total % Change	Revenue	Non-Revenue	Total	Prior Year Month	Total % Change			
Jan-23	2,248	68	2,316	1,696	36.6%	3,782	43	3,825	4,836	-20.9%	5,856	63	5,919	5,413	9.3%	12,060	11,945	1.0%
Feb-23	1,959	70	2,029	1,793	13.2%	3,344	55	3,399	3,605	-5.7%	6,739	75	6,814	6,085	12.0%	12,242	11,483	6.6%
Mar-23	2,288	46	2,334	1,738	34.3%	3,720	66	3,786	3,897	-2.8%	7,304	109	7,413	6,761	9.6%	13,533	12,396	9.2%
Apr-23	1,166	47	1,213	309	292.6%	3,549	62	3,611	2,082	73.4%	1,360	51	1,411	268	426.5%	6,235	2,659	134.5%
May-23	784	49	833	296	181.4%	3,371	62	3,433	1,734	98.0%	1,068	26	1,094	0	100%	5,360	2,030	164.0%
Jun-23	1,533	73	1,606	1,208	32.9%	3,634	60	3,694	4,616	-20.0%	2,854	71	2,925	2,266	29.1%	8,225	8,090	1.7%
Jul-23	1,941	77	2,018	1,947	3.6%	4,963	86	5,049	4,942	2.2%	5,470	86	5,556	5,423	2.5%	12,623	12,312	2.5%
Aug-23	1,981	64	2,045	1,989	2.8%	4,111	14	4,125	4,928	-16.3%	5,947	72	6,019	5,511	9.2%	12,189	12,428	-1.9%
Sep-23	756	27	783	829	-5.5%	3,890	37	3,927	4,932	-20.4%	3,193	67	3,260	2,945	10.7%	7,970	8,706	-8.5%
Oct-23	601	9	610	587	3.9%	3,746	77	3,823	3,978	-3.9%	2,447	42	2,489	1,820	36.8%	6,922	6,385	8.4%
Totals	15,257	530	15,787	12,392	27.4%	38,110	562	38,672	39,550	-2.2%	42,238	662	42,900	36,492	17.6%	97,359	88,434	10.1%

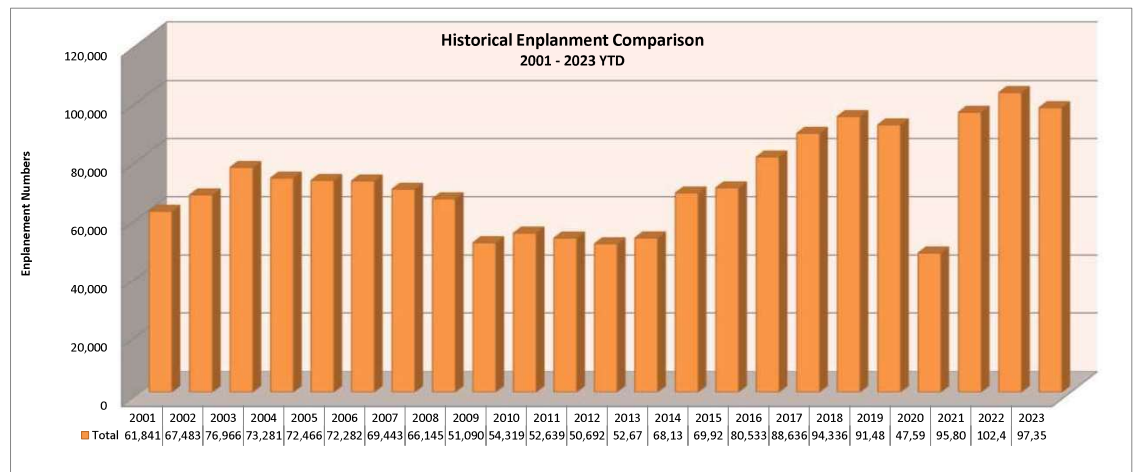
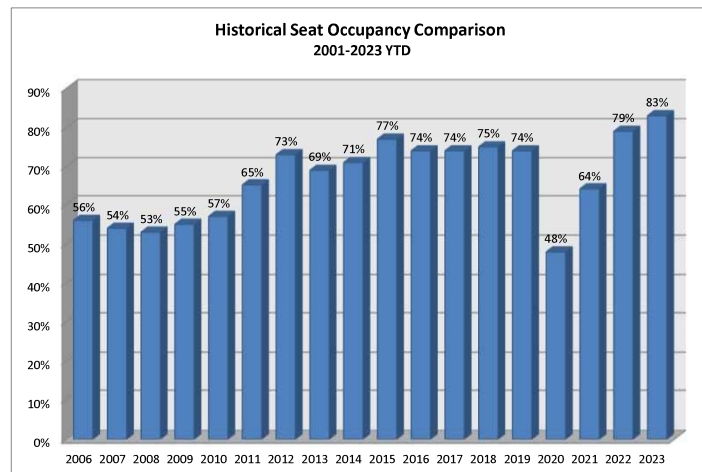
2023 Deplanements																		
Date	Alaska Airlines					Delta Airlines					United Airlines					Total Dep.	Prior Year	Total % Change
	Revenue	Non-Revenue	Total	Prior Year Month	Total % Change	Revenue	Non-Revenue	Total	Prior Year Month	Total % Change	Revenue	Non-Revenue	Total	Prior Year Month	Total % Change		Total Dep.	
Jan-23	1,874	49	1,923	1,457	32.0%	3,278	52	3,330	4,188	-20.5%	4,950	70	5,020	4,589	9.4%	10,273	10,234	0.4%
Feb-23	2,079	49	2,128	1,937	9.9%	3,399	46	3,445	3,521	-2.2%	7,071	80	7,151	6,226	14.9%	12,724	11,684	8.9%
Mar-23	2,120	65	2,185	1,688	29.4%	3,367	45	3,412	3,590	-5.0%	6,532	110	6,642	5,816	14.2%	12,239	11,094	10.3%
Apr-23	973	43	1,016	252	100.0%	2,941	69	3,010	1,881	60.0%	1,098	45	1,143	214	434.1%	5,169	2,347	120.2%
May-23	793	32	825	277	197.8%	3,690	60	3,750	1,785	110.1%	1,198	58	1,256	0	100%	5,831	2,062	182.8%
Jun-23	1,722	89	1,811	1,326	36.6%	3,807	33	3,840	5,009	-23.3%	3,587	75	3,662	2,855	28.3%	9,313	9,190	1.3%
Jul-23	1,829	51	1,880	1,806	4.1%	4,738	86	4,824	5,001	-3.5%	5,863	96	5,959	5,468	9.0%	12,663	12,275	3.2%
Aug-23	1,839	69	1,908	1,880	1.5%	3,707	36	3,743	4,874	-23.2%	5,730	68	5,798	5,098	13.7%	11,449	11,852	-3.4%
Sep-23	635	15	650	751	-13.4%	3,453	57	3,510	4,597	-23.6%	2,754	32	2,786	2,609	6.8%	6,946	7,957	-12.7%
Oct-23	503	19	522	505	3.4%	3,458	72	3,530	3,614	-2.3%	2,192	46	2,238	1,710	30.9%	6,290	5,829	7.9%
Totals	14,367	481	14,848	11,879	25.0%	35,838	556	36,394	38,060	-4.4%	40,975	680	41,655	34,585	20.4%	92,897	84,524	9.9%



**Friedman Memorial Airport
October 2023**

2023 Seat Occupancy																		
Date	Alaska Airlines				Delta Airlines				United Airlines				Seat Occupancy Totals			Seat Occupancy Totals Prior Year Comparison		
	Departure Flights	Seats Available*	Seats Occupied	Percent Occupied	Departure Flights	Seats Available*	Seats Occupied	Percent Occupied	Departure Flights	Seats Available*	Seats Occupied	Percent Occupied	Total Seats Available	Total Seats Occupied	Total Percent Occupied	% Change Total Seats Available	% Change Total Seats Occupied	Change in Load Factor %
Jan-23	38	2,888	2,316	80%	59	4,136	3,825	92%	97	6,790	5,919	87%	13,814	12,060	87%	-11%	1%	10%
Feb-23	34	2,584	2,029	79%	57	3,990	3,399	85%	119	8,336	6,814	82%	14,910	12,242	82%	13%	7%	-5%
Mar-23	34	2,584	2,334	90%	61	4,270	3,786	89%	129	9,030	7,413	82%	15,884	13,533	85%	13%	9%	-3%
Apr-23	20	1,520	1,213	80%	61	4,270	3,611	85%	30	2,112	1,411	67%	7,902	6,235	79%	154%	134%	-6%
May-23	18	1,368	833	61%	62	4,340	3,433	79%	30	2,100	1,094	52%	7,808	5,360	69%	213%	164%	-12%
Jun-23	31	2,356	1,606	68%	60	4,200	3,694	88%	59	4,130	2,925	71%	10,686	8,225	77%	-6%	2%	6%
Jul-23	31	2,356	2,018	86%	84	5,880	5,049	86%	100	7,006	5,556	79%	15,242	12,623	83%	-4%	3%	6%
Aug-23	30	2,280	2,045	90%	62	4,340	4,125	95%	99	6,936	6,019	87%	13,556	12,189	90%	-15%	-2%	12%
Sep-23	12	912	783	86%	60	4,206	3,927	93%	56	3,920	3,260	83%	9,038	7,970	88%	-16%	-8%	7%
Oct-23	9	684	610	89%	62	4,340	3,823	88%	47	3,290	2,489	76%	8,314	6,922	83%	15%	8%	-6%
Totals	257	19,532	15,787	81%	628	43,972	38,672	88%	766	53,650	42,900	80%	117,154	97,359	83%	7%	10%	2%

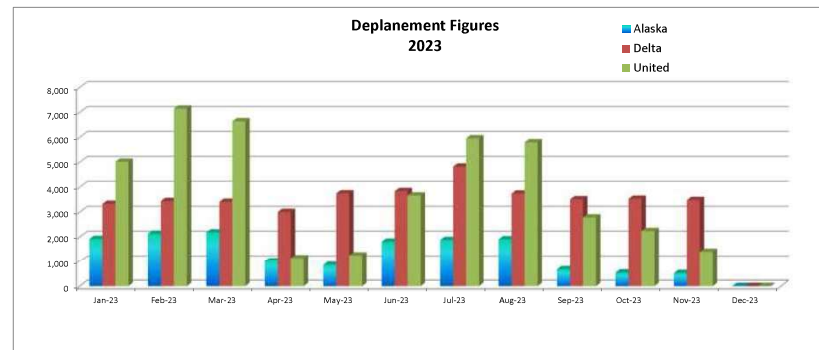
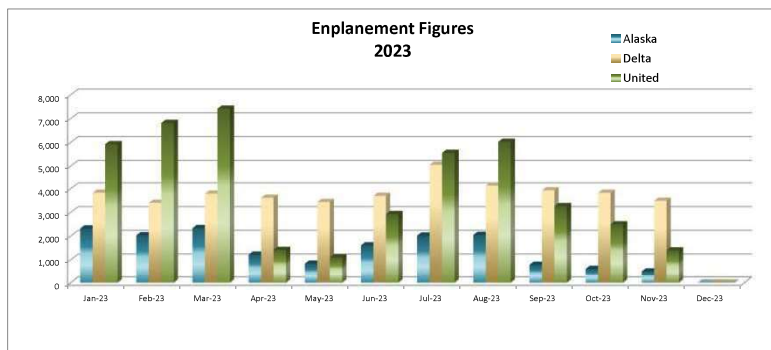
Note: *Preliminary available seat calculations based on scheduled flights. Actual available seat calculations will be updated periodically when official DOT numbers are obtained.



**Friedman Memorial Airport
November 2023**

2023 Enplanements																	
Date	Alaska Airlines					Delta Airlines					United Airlines					Total Enp.	Prior Year Total Enp.
	Revenue	Non-Revenue	Total	Prior Year Month	Total % Change	Revenue	Non-Revenue	Total	Prior Year Month	Total % Change	Revenue	Non-Revenue	Total	Prior Year Month	Total % Change		
Jan-23	2,248	68	2,316	1,696	36.6%	3,782	43	3,825	4,836	-20.9%	5,856	63	5,919	5,413	9.3%	12,060	11,945
Feb-23	1,959	70	2,029	1,793	13.2%	3,344	55	3,399	3,605	-5.7%	6,739	75	6,814	6,085	12.0%	12,242	11,483
Mar-23	2,288	46	2,334	1,738	34.3%	3,720	66	3,786	3,897	-2.8%	7,304	109	7,413	6,761	9.6%	13,533	12,396
Apr-23	1,166	47	1,213	309	292.6%	3,549	62	3,611	2,082	73.4%	1,360	51	1,411	268	426.5%	6,235	2,659
May-23	784	49	833	296	181.4%	3,371	62	3,433	1,734	98.0%	1,068	26	1,094	0	100%	5,360	2,030
Jun-23	1,533	73	1,606	1,208	32.9%	3,634	60	3,694	4,616	-20.0%	2,854	71	2,925	2,266	29.1%	8,225	8,090
Jul-23	1,941	77	2,018	1,947	3.6%	4,963	86	5,049	4,942	2.2%	5,470	86	5,556	5,423	2.5%	12,623	12,312
Aug-23	1,981	64	2,045	1,989	2.8%	4,111	14	4,125	4,928	-16.3%	5,947	72	6,019	5,511	9.2%	12,189	12,428
Sep-23	756	27	783	829	-5.5%	3,890	37	3,927	4,932	-20.4%	3,193	67	3,260	2,945	10.7%	7,970	8,706
Oct-23	601	9	610	587	3.9%	3,746	77	3,823	3,978	-3.9%	2,447	42	2,489	1,820	36.8%	6,922	6,385
Nov-23	479	23	502	437	14.9%	3,406	78	3,484	3,447	1.1%	1,349	42	1,391	1,275	9.1%	5,377	5,159
Totals	15,736	553	16,289	12,829	27.0%	41,516	640	42,156	42,997	-2.0%	43,587	704	44,291	37,767	17.3%	102,736	93,593

2023 Deplanements																	
Date	Alaska Airlines					Delta Airlines					United Airlines					Total Dep.	Prior Year Total Dep.
	Revenue	Non-Revenue	Total	Prior Year Month	Total % Change	Revenue	Non-Revenue	Total	Prior Year Month	Total % Change	Revenue	Non-Revenue	Total	Prior Year Month	Total % Change		
Jan-23	1,874	49	1,923	1,457	32.0%	3,278	52	3,330	4,188	-20.5%	4,950	70	5,020	4,589	9.4%	10,273	10,234
Feb-23	2,079	49	2,128	1,937	9.9%	3,399	46	3,445	3,521	-2.2%	7,071	80	7,151	6,226	14.9%	12,724	11,684
Mar-23	2,120	65	2,185	1,688	29.4%	3,367	45	3,412	3,590	-5.0%	6,532	110	6,642	5,816	14.2%	12,239	11,094
Apr-23	973	43	1,016	252	100.0%	2,941	69	3,010	1,881	60.0%	1,098	45	1,143	214	434.1%	5,169	2,347
May-23	793	32	825	277	197.8%	3,690	60	3,750	1,785	110.1%	1,198	58	1,256	0	100%	5,831	2,062
Jun-23	1,722	89	1,811	1,326	36.6%	3,807	33	3,840	5,009	-23.3%	3,587	75	3,662	2,855	28.3%	9,313	9,190
Jul-23	1,829	51	1,880	1,806	4.1%	4,738	86	4,824	5,001	-3.5%	5,863	96	5,959	5,468	9.0%	12,663	12,275
Aug-23	1,839	69	1,908	1,880	1.5%	3,707	36	3,743	4,874	-23.2%	5,730	68	5,798	5,098	13.7%	11,449	11,852
Sep-23	635	15	650	751	-13.4%	3,453	57	3,510	4,597	-23.6%	2,754	32	2,786	2,609	6.8%	6,946	7,957
Oct-23	503	19	522	505	3.4%	3,458	72	3,530	3,614	-2.3%	2,192	46	2,238	1,710	30.9%	6,290	5,829
Nov-23	486	20	506	481	5.2%	3,403	79	3,482	3,416	1.9%	1,371	31	1,402	1,249	12.2%	5,390	5,146
Totals	14,853	501	15,354	12,360	24.2%	39,241	635	39,876	41,476	-3.9%	42,346	711	43,057	35,834	20.2%	98,287	89,670



**Friedman Memorial Airport
November 2023**

2023 Seat Occupancy																		
Date	Alaska Airlines				Delta Airlines				United Airlines				Seat Occupancy Totals			Seat Occupancy Totals Prior Year Comparison		
	Departure Flights	Seats Available*	Seats Occupied	Percent Occupied	Departure Flights	Seats Available*	Seats Occupied	Percent Occupied	Departure Flights	Seats Available*	Seats Occupied	Percent Occupied	Total Seats Available	Total Seats Occupied	Total Percent Occupied	% Change Total Seats Available	% Change Total Seats Occupied	Change in Load Factor %
Jan-23	38	2,888	2,316	80%	59	4,136	3,825	92%	97	6,790	5,919	87%	13,814	12,060	87%	-11%	1%	10%
Feb-23	34	2,584	2,029	79%	57	3,990	3,399	85%	119	8,336	6,814	82%	14,910	12,242	82%	13%	7%	-5%
Mar-23	34	2,584	2,334	90%	61	4,270	3,786	89%	129	9,030	7,413	82%	15,884	13,533	85%	13%	9%	-3%
Apr-23	20	1,520	1,213	80%	61	4,270	3,611	85%	30	2,112	1,411	67%	7,902	6,235	79%	154%	134%	-6%
May-23	18	1,368	833	61%	62	4,340	3,433	79%	30	2,100	1,094	52%	7,808	5,360	69%	213%	164%	-12%
Jun-23	31	2,356	1,606	68%	60	4,200	3,694	88%	59	4,130	2,925	71%	10,686	8,225	77%	-6%	2%	6%
Jul-23	31	2,356	2,018	86%	84	5,880	5,049	86%	100	7,006	5,556	79%	15,242	12,623	83%	-4%	3%	6%
Aug-23	30	2,280	2,045	90%	62	4,340	4,125	95%	99	6,936	6,019	87%	13,556	12,189	90%	-15%	-2%	12%
Sep-23	12	912	783	86%	60	4,206	3,927	93%	56	3,920	3,260	83%	9,038	7,970	88%	-16%	-8%	7%
Oct-23	9	684	610	89%	62	4,340	3,823	88%	47	3,290	2,489	76%	8,314	6,922	83%	15%	8%	-6%
Nov-23	9	684	502	73%	60	4,200	3,484	83%	29	2,030	1,391	69%	6,914	5,377	78%	-1%	4%	4%
Totals	266	20,216	16,289	81%	688	48,172	42,156	88%	795	55,680	44,291	80%	124,068	102,736	83%	6%	10%	3%
Note: *Preliminary available seat calculations based on scheduled flights. Actual available seat calculations will be updated periodically when official DOT numbers are obtained.																		

