

PFC 14/15 Revenue
Income by Quarter
April through June 2024

5:35 PM

07/15/2024

Accrual Basis

	Apr 24	May 24	Jun 24	TOTAL
Aero Mexico	61.46	52.57	60.91	174.94
Air France	0.00	4.17	17.23	21.40
Alaska	3,679.06	3,290.49	2,824.69	9,794.24
American	0.00	4.17	0.00	4.17
Compania Panamena	17.56	4.39	8.78	30.73
Delta	12,305.39	14,089.31	13,967.19	40,361.89
Emirates	4.39	0.00	0.00	4.39
Lanperu Airlines	0.00	4.39	0.00	4.39
Latam	0.00	4.39	0.00	4.39
Lufthansa German	13.17	13.17	8.78	35.12
Singapore	8.78	0.00	0.00	8.78
United	23,302.84	16,326.42	14,776.29	54,405.55
Virgin Atlantic	8.78	8.67	0.00	17.45
Interest Earned	14.88	38.42	41.67	94.97
TOTAL	39,416.31	33,840.56	31,705.54	104,962.41

Deposits	\$	104,962.41
Variance	\$	-

Friedman Memorial Airport
Deposit Detail
 April through June 2024

4:30 PM
 07/15/2024

Type	Num	Date	Name	Account	Amount
Deposit		04/11/2024		1002-05 · MW - Ckg - '14 PFC 813200012950	39,379.48
Payment	18752	04/11/2024	Delta Airlines, Inc. - PFC	12000 · Undeposited Funds	-12,305.39
Payment	18752	04/11/2024	United Airlines - PFC	12000 · Undeposited Funds	-23,302.84
Payment	18752	04/11/2024	Virgin Atlantic International Airlines	12000 · Undeposited Funds	-8.78
Payment	18752	04/11/2024	Alaska Airlines - PFC	12000 · Undeposited Funds	-3,679.06
Payment	18752	04/11/2024	Emirates	12000 · Undeposited Funds	-4.39
Payment	28583	04/11/2024	AeroMexico	12000 · Undeposited Funds	-61.46
Payment	28423	04/11/2024	Compania Panamena De Aviacion	12000 · Undeposited Funds	-17.56
TOTAL					-39,379.48
Deposit		04/30/2024		1002-05 · MW - Ckg - '14 PFC 813200012950	21.95
Payment	199195	04/30/2024	Singapore Airlines Limited	12000 · Undeposited Funds	-8.78
Payment	40181623	04/30/2024	Lufthansa German Airlines	12000 · Undeposited Funds	-13.17
TOTAL					-21.95
Deposit		04/30/2024		1002-05 · MW - Ckg - '14 PFC 813200012950	14.88
				4520-07 · Interest Revenue - '14 PFC	-14.88
TOTAL					-14.88
Month Ending 04/30/2024 Total					39,416.31
Deposit		05/09/2024		1002-05 · MW - Ckg - '14 PFC 813200012950	33,784.80
Payment	19067	05/09/2024	Delta Airlines, Inc. - PFC	12000 · Undeposited Funds	-14,089.31
Payment	19067	05/09/2024	United Airlines - PFC	12000 · Undeposited Funds	-16,326.42
Payment	19067	05/09/2024	American Airlines, Inc.	12000 · Undeposited Funds	-4.17
Payment	19067	05/09/2024	Virgin Atlantic International Airlines	12000 · Undeposited Funds	-8.67
Payment	19067	05/09/2024	Alaska Airlines - PFC	12000 · Undeposited Funds	-3,290.49
Payment	19067	05/09/2024	LATAM Airlines Group, S.A.	12000 · Undeposited Funds	-4.39
Payment	29605	05/09/2024	Compania Panamena De Aviacion	12000 · Undeposited Funds	-4.39
Payment	29846	05/09/2024	Lanperu Airlines	12000 · Undeposited Funds	-4.39
Payment	29472	05/09/2024	AeroMexico	12000 · Undeposited Funds	-52.57
TOTAL					-33,784.80
Deposit		05/30/2024		1002-05 · MW - Ckg - '14 PFC 813200012950	17.34
Payment	40181942	05/20/2024	Air France	12000 · Undeposited Funds	-4.17
Payment	40181942	05/28/2024	Lufthansa German Airlines	12000 · Undeposited Funds	-13.17
TOTAL					-17.34
Deposit		05/31/2024		1002-05 · MW - Ckg - '14 PFC 813200012950	38.42
				4520-07 · Interest Revenue - '14 PFC	-38.42
TOTAL					-38.42
Month Ending 05/31/2024 Total					33,840.56
Deposit		06/06/2024		1002-05 · MW - Ckg - '14 PFC 813200012950	31,568.17

	Payment	19436	06/06/2024	Delta Airlines, Inc. - PFC	12000 · Undeposited Funds	-13,967.19
	Payment	19436	06/06/2024	United Airlines - PFC	12000 · Undeposited Funds	-14,776.29
	Payment	19436	06/06/2024	Alaska Airlines - PFC	12000 · Undeposited Funds	-2,824.69
TOTAL						<u>-31,568.17</u>
	Deposit		06/13/2024		1002-05 · MW - Ckg - '14 PFC 813200012950	69.69
	Payment	30332	06/13/2024	Compania Panamena De Aviacion	12000 · Undeposited Funds	-8.78
	Payment	30212	06/13/2024	AeroMexico	12000 · Undeposited Funds	-60.91
TOTAL						<u>-69.69</u>
	Deposit		06/27/2024		1002-05 · MW - Ckg - '14 PFC 813200012950	26.01
	Payment	40182249	06/27/2024	Lufthansa German Airlines	12000 · Undeposited Funds	-8.78
	Payment	836688	06/27/2024	Air France	12000 · Undeposited Funds	-17.23
TOTAL						<u>-26.01</u>
	Deposit		06/28/2024		1002-05 · MW - Ckg - '14 PFC 813200012950	41.67
					4520-07 · Interest Revenue - '14 PFC	-41.67
TOTAL						<u>-41.67</u>
					Month Ending 03/31/2024 Total	31,705.54
					Quarter Ending 03/31/2024 Total	104,962.41

PFC 14
PFC Revenue Total
As of June 30, 2024

	Dec 31, 14	Jan 31, 15	Feb 28, 15	Mar 31, 15	Apr 30, 15	May 31, 15	Jun 30, 15
Azul Linhas Aereas Brasileiras, SA	0.00	0.00	0.00	0.00	0.00	0.00	0.00
Air Europa Lineas Areas	0.00	0.00	0.00	0.00	0.00	0.00	0.00
Kenya Airways	0.00	0.00	0.00	0.00	0.00	0.00	0.00
Philippine Air	0.00	0.00	0.00	0.00	0.00	0.00	0.00
Qatar	0.00	0.00	0.00	0.00	0.00	0.00	0.00
Fiji Airways	0.00	0.00	0.00	0.00	0.00	0.00	0.00
Hahn Air	0.00	0.00	0.00	0.00	0.00	0.00	0.00
12- 08-C-00-SUN/OVERAGE	84,403.34	84,403.34	84,403.34	84,403.34	84,403.34	84,403.34	84,403.34
AerLingus	0.00	0.00	0.00	0.00	0.00	0.00	0.00
Aero Mexico	0.00	0.00	0.00	0.00	0.00	0.00	0.00
Aeroflot Russian Airlines	0.00	0.00	0.00	0.00	0.00	0.00	0.00
Air Canada	0.00	0.00	0.00	17.56	17.56	17.56	17.56
Air France	8.78	8.78	30.73	30.73	30.73	30.73	74.19
Air New Zealand	0.00	0.00	0.00	0.00	0.00	4.39	4.39
Alaska	7,082.67	18,477.22	28,923.95	36,011.04	36,011.04	40,233.68	55,689.49
Alitalia	0.00	0.00	0.00	0.00	0.00	0.00	0.00
All Nippon Airway	0.00	0.00	0.00	0.00	0.00	0.00	0.00
American	0.00	0.00	0.00	0.00	0.00	0.00	0.00
Austrian Airlines	0.00	0.00	0.00	4.28	4.28	4.28	4.28
Avianca Airline	0.00	0.00	0.00	0.00	0.00	0.00	0.00
British Airways	0.00	0.00	0.00	4.39	8.67	8.67	8.67
Brussels Airlines NV	0.00	0.00	0.00	0.00	0.00	0.00	0.00
Cathay Pacific	0.00	0.00	0.00	0.00	0.00	0.00	0.00
China Airlines	0.00	0.00	0.00	0.00	0.00	0.00	0.00
Compania Panamena De Aviacion	0.00	0.00	0.00	0.00	0.00	0.00	0.00
Delta	0.00	9,242.18	17,168.47	30,332.54	40,065.86	51,234.68	59,948.57
Emirates	0.00	0.00	0.00	0.00	4.39	4.39	8.78
Eva Air	0.00	0.00	0.00	0.00	0.00	0.00	0.00
Hawaiian	0.00	4.39	4.39	4.39	4.39	4.39	4.39
Iberia Airlines	0.00	0.00	0.00	0.00	0.00	0.00	0.00
Japan Airlines Inc.	0.00	0.00	0.00	0.00	0.00	0.00	0.00
KLM	0.00	0.00	0.00	0.00	0.00	0.00	4.39
Korean Air	0.00	0.00	0.00	0.00	0.00	0.00	0.00
Lan Argentina S.A.	0.00	0.00	0.00	0.00	0.00	0.00	0.00
Lanperu Airlines	0.00	0.00	0.00	0.00	0.00	0.00	0.00
Latam	0.00	4.39	8.78	35.12	43.90	48.07	48.07
Lufthansa German	0.00	4.39	4.39	4.39	13.17	13.17	13.17
Qantas	0.00	0.00	0.00	0.00	0.00	0.00	0.00
Singapore	0.00	0.00	0.00	0.00	0.00	0.00	0.00
Swissair	0.00	0.00	0.00	0.00	0.00	0.00	0.00
TAM Airlines	0.00	0.00	0.00	0.00	0.00	8.78	8.78
United	0.00	2,593.76	5,609.22	13,106.17	13,106.17	15,273.96	22,583.29
US Airways	363.93	363.93	864.49	1,483.13	1,877.34	2,139.64	2,338.28
Virgin Atlantic	0.00	0.00	8.78	17.56	17.56	17.56	26.34
Virgin Blue Airlines/Vaustrilia	0.00	0.00	0.00	0.00	0.00	0.00	0.00
WestJet Airlines	0.00	0.00	0.00	0.00	0.00	0.00	0.00
Interest Earned	10.15	24.43	34.22	34.72	35.35	35.87	36.73
TOTAL	91,868.87	115,126.81	137,060.76	165,489.36	175,643.75	193,483.16	225,222.71

PFC 14
PFC Revenue Total
As of June 30, 2024

	Jul 31, 15	Aug 31, 15	Sep 30, 15	Oct 31, 15	Nov 30, 15	Dec 31, 15	Jan 31, 16
Azul Linhas Aereas Brasileiras, SA	0.00	0.00	0.00	0.00	0.00	0.00	0.00
Air Europa Lineas Areas	0.00	0.00	0.00	0.00	0.00	0.00	0.00
Kenya Airways	0.00	0.00	0.00	0.00	0.00	0.00	0.00
Philippine Air	0.00	0.00	0.00	0.00	0.00	0.00	0.00
Qatar	0.00	0.00	0.00	0.00	0.00	0.00	0.00
Fiji Airways	0.00	0.00	0.00	0.00	0.00	0.00	0.00
Hahn Air	0.00	0.00	0.00	0.00	0.00	0.00	0.00
12- 08-C-00-SUN/OVERAGE	84,403.34	84,403.34	84,403.34	84,403.34	84,403.34	84,403.34	84,403.34
AerLingus	0.00	0.00	0.00	0.00	0.00	0.00	0.00
Aero Mexico	0.00	0.00	0.00	0.00	0.00	0.00	0.00
Aeroflot Russian Airlines	0.00	0.00	0.00	0.00	0.00	0.00	0.00
Air Canada	21.95	30.73	30.73	52.68	52.68	52.68	52.68
Air France	91.75	91.75	91.75	100.42	100.42	108.76	126.32
Air New Zealand	4.39	8.78	8.78	8.78	26.34	26.34	26.34
Alaska	67,213.02	76,386.44	84,206.76	84,206.76	93,949.94	102,720.89	102,720.89
Alitalia	0.00	0.00	0.00	0.00	0.00	0.00	0.00
All Nippon Airway	0.00	0.00	0.00	4.39	4.39	4.39	4.39
American	0.00	0.00	0.00	0.00	0.00	0.00	0.00
Austrian Airlines	4.28	4.28	4.28	4.28	4.28	4.28	4.28
Avianca Airline	0.00	0.00	0.00	0.00	0.00	0.00	0.00
British Airways	8.67	8.67	8.67	8.67	8.67	35.01	43.79
Brussels Airlines NV	0.00	0.00	0.00	0.00	0.00	0.00	0.00
Cathay Pacific	0.00	0.00	0.00	0.00	0.00	0.00	0.00
China Airlines	0.00	0.00	0.00	8.78	8.78	8.78	8.78
Compania Panamena De Aviacion	0.00	0.00	0.00	0.00	0.00	0.00	0.00
Delta	69,795.21	92,416.73	92,416.73	105,126.65	118,668.76	131,873.14	142,650.51
Emirates	8.78	8.78	8.78	8.78	8.78	8.78	8.78
Eva Air	0.00	0.00	0.00	0.00	0.00	0.00	0.00
Hawaiian	4.39	4.39	4.39	4.39	8.78	8.78	8.78
Iberia Airlines	0.00	0.00	0.00	0.00	0.00	0.00	0.00
Japan Airlines Inc.	0.00	0.00	0.00	0.00	0.00	0.00	0.00
KLM	4.39	4.39	4.39	8.78	8.78	17.45	17.45
Korean Air	0.00	0.00	0.00	0.00	4.39	8.78	8.78
Lan Argentina S.A.	0.00	0.00	0.00	0.00	0.00	0.00	0.00
Lanperu Airlines	0.00	0.00	0.00	0.00	0.00	0.00	0.00
Latam	48.07	48.07	56.85	61.24	70.02	70.02	70.02
Lufthansa German	17.56	17.56	17.56	17.56	17.56	21.95	21.95
Qantas	0.00	0.00	0.00	0.00	0.00	0.00	0.00
Singapore	0.00	0.00	0.00	0.00	0.00	0.00	0.00
Swissair	0.00	0.00	0.00	0.00	0.00	0.00	0.00
TAM Airlines	8.78	8.78	8.78	8.78	8.78	8.78	8.78
United	22,583.29	36,919.29	36,919.29	41,111.76	45,412.52	48,729.51	48,729.51
US Airways	2,338.28	2,872.31	3,125.06	3,125.06	3,232.28	3,232.28	3,335.99
Virgin Atlantic	39.51	39.51	39.51	39.51	39.51	39.51	39.51
Virgin Blue Airlines/Vaustrilia	0.00	0.00	0.00	0.00	0.00	0.00	0.00
WestJet Airlines	0.00	0.00	0.00	0.00	0.00	0.00	0.00
Interest Earned	37.63	39.11	40.88	41.30	42.08	42.45	43.69
TOTAL	246,633.29	293,312.91	301,396.53	318,351.91	346,081.08	371,425.90	382,334.56

PFC 14
PFC Revenue Total
As of June 30, 2024

	Feb 29, 16	Mar 31, 16	Apr 30, 16	May 31, 16	Jun 30, 16	Jul 31, 16	Aug 31, 16
Azul Linhas Aereas Brasileiras, SA	0.00	0.00	0.00	0.00	0.00	0.00	0.00
Air Europa Lineas Areas	0.00	0.00	0.00	0.00	0.00	0.00	0.00
Kenya Airways	0.00	0.00	0.00	0.00	0.00	0.00	0.00
Philippine Air	0.00	0.00	0.00	0.00	0.00	0.00	0.00
Qatar	0.00	0.00	0.00	0.00	0.00	0.00	0.00
Fiji Airways	0.00	0.00	0.00	0.00	0.00	0.00	0.00
Hahn Air	0.00	0.00	0.00	0.00	0.00	0.00	0.00
12- 08-C-00-SUN/OVERAGE	84,403.34	84,403.34	84,403.34	84,403.34	84,403.34	84,403.34	84,403.34
AerLingus	0.00	0.00	0.00	0.00	0.00	0.00	0.00
Aero Mexico	0.00	0.00	0.00	0.00	0.00	0.00	0.00
Aeroflot Russian Airlines	0.00	0.00	0.00	0.00	0.00	0.00	0.00
Air Canada	57.07	57.07	61.46	65.85	65.85	65.85	65.85
Air France	126.32	148.27	161.00	161.00	191.62	191.62	200.07
Air New Zealand	35.12	35.12	35.12	35.12	35.12	35.12	35.12
Alaska	112,065.97	131,574.50	131,574.50	140,845.41	140,845.41	149,625.15	171,134.28
Alitalia	0.00	0.00	0.00	0.00	0.00	0.00	0.00
All Nippon Airway	4.39	4.39	4.39	4.39	4.39	4.39	4.39
American	205.90	923.77	923.77	1,322.60	1,688.72	1,688.72	2,361.81
Austrian Airlines	4.28	4.28	4.28	4.28	4.28	4.28	4.28
Avianca Airline	0.00	0.00	0.00	0.00	0.00	0.00	0.00
British Airways	52.57	52.57	52.57	61.35	65.74	65.74	78.91
Brussels Airlines NV	0.00	0.00	0.00	0.00	0.00	0.00	0.00
Cathay Pacific	0.00	0.00	0.00	0.00	0.00	0.00	0.00
China Airlines	8.78	13.17	13.17	13.17	13.17	13.17	13.17
Compania Panamena De Aviacion	0.00	0.00	0.00	0.00	0.00	0.00	0.00
Delta	152,432.78	166,149.50	178,739.91	206,015.34	206,015.34	220,766.65	249,872.62
Emirates	8.78	8.78	8.78	8.78	8.78	8.78	8.78
Eva Air	0.00	0.00	0.00	35.12	35.12	35.12	35.12
Hawaiian	8.78	8.78	13.17	13.17	13.17	13.17	17.56
Iberia Airlines	0.00	0.00	0.00	0.00	0.00	0.00	0.00
Japan Airlines Inc.	0.00	0.00	0.00	0.00	0.00	0.00	0.00
KLM	17.45	26.23	26.23	26.23	30.62	30.62	30.62
Korean Air	13.17	13.17	13.17	13.17	13.17	13.17	13.17
Lan Argentina S.A.	0.00	0.00	0.00	0.00	0.00	0.00	0.00
Lanperu Airlines	0.00	0.00	0.00	0.00	0.00	0.00	0.00
Latam	83.19	83.19	83.19	91.97	91.97	91.97	96.36
Lufthansa German	21.95	21.95	21.95	21.95	26.34	26.34	26.34
Qantas	0.00	0.00	0.00	0.00	0.00	0.00	0.00
Singapore	0.00	0.00	0.00	0.00	0.00	4.39	4.39
Swissair	0.00	0.00	0.00	0.00	0.00	0.00	0.00
TAM Airlines	8.78	8.78	8.78	8.78	8.78	8.78	8.78
United	53,171.15	61,149.52	67,156.90	72,957.74	77,661.93	77,661.93	92,385.13
US Airways	3,335.99	3,335.99	3,335.99	3,335.99	3,335.99	3,335.99	3,335.99
Virgin Atlantic	48.29	57.07	57.07	57.07	57.07	57.07	61.46
Virgin Blue Airlines/Vaustrilia	0.00	0.00	0.00	0.00	0.00	0.00	0.00
WestJet Airlines	0.00	0.00	0.00	0.00	0.00	0.00	0.00
Interest Earned	44.21	48.10	52.24	52.72	52.90	53.38	55.66
TOTAL	406,158.26	448,127.54	466,750.98	509,554.54	514,668.82	538,204.74	604,253.20

PFC 14
PFC Revenue Total
As of June 30, 2024

	Sep 30, 16	Oct 31, 16	Nov 30, 16	Dec 31, 16	Jan 31, 17	Feb 28, 17	Mar 31, 17
Azul Linhas Aereas Brasileiras, SA	0.00	0.00	0.00	0.00	0.00	0.00	0.00
Air Europa Lineas Areas	0.00	0.00	0.00	0.00	0.00	0.00	0.00
Kenya Airways	0.00	0.00	0.00	0.00	0.00	0.00	0.00
Philippine Air	0.00	0.00	0.00	0.00	0.00	0.00	0.00
Qatar	0.00	0.00	0.00	0.00	0.00	0.00	0.00
Fiji Airways	0.00	0.00	0.00	0.00	0.00	0.00	0.00
Hahn Air	0.00	0.00	0.00	0.00	0.00	0.00	0.00
12- 08-C-00-SUN/OVERAGE	84,403.34	84,403.34	84,403.34	84,403.34	84,403.34	84,403.34	84,403.34
AerLingus	0.00	0.00	0.00	0.00	0.00	0.00	0.00
Aero Mexico	0.00	0.00	0.00	0.00	0.00	0.00	0.00
Aeroflot Russian Airlines	0.00	4.39	4.39	4.39	4.39	4.39	4.39
Air Canada	65.85	74.63	74.63	74.63	74.63	74.63	74.63
Air France	200.07	213.24	213.24	213.24	222.02	226.41	230.80
Air New Zealand	35.12	35.12	43.90	43.90	43.90	61.46	61.46
Alaska	171,134.28	186,219.66	186,219.66	192,726.25	215,130.93	215,130.93	227,350.96
Alitalia	0.00	0.00	0.00	0.00	0.00	0.00	0.00
All Nippon Airway	4.39	4.39	4.39	4.39	4.39	8.78	8.78
American	2,633.11	2,803.33	2,803.33	3,158.15	3,771.09	3,771.09	4,369.55
Austrian Airlines	4.28	4.28	4.28	4.28	4.28	4.28	4.28
Avianca Airline	0.00	0.00	0.00	0.00	0.00	0.00	0.00
British Airways	78.91	78.91	78.91	78.91	96.47	96.47	96.47
Brussels Airlines NV	0.00	0.00	0.00	0.00	0.00	0.00	0.00
Cathay Pacific	0.00	0.00	0.00	0.00	0.00	0.00	0.00
China Airlines	13.17	13.17	13.17	13.17	13.17	13.17	13.17
Compania Panamena De Aviacion	0.00	0.00	0.00	0.00	0.00	0.00	0.00
Delta	249,872.62	281,473.62	281,473.62	296,292.78	319,422.25	319,422.25	336,160.79
Emirates	8.78	8.78	8.78	8.78	8.78	8.78	8.78
Eva Air	35.12	35.12	35.12	35.12	35.12	39.51	39.51
Hawaiian	17.56	17.56	17.56	17.56	17.56	17.56	17.56
Iberia Airlines	0.00	0.00	0.00	0.00	0.00	0.00	0.00
Japan Airlines Inc.	0.00	0.00	0.00	0.00	0.00	0.00	0.00
KLM	30.62	30.62	30.62	30.62	35.01	35.01	48.18
Korean Air	13.17	13.17	13.17	13.17	13.17	13.17	13.17
Lan Argentina S.A.	0.00	0.00	0.00	0.00	0.00	4.39	4.39
Lanperu Airlines	0.00	0.00	0.00	4.39	4.39	13.17	13.17
Latam	100.75	127.09	140.15	140.15	148.93	153.21	170.77
Lufthansa German	26.34	26.34	26.34	26.34	26.34	26.34	26.34
Qantas	0.00	0.00	0.00	0.00	0.00	8.78	21.73
Singapore	4.39	4.39	4.39	4.39	4.39	4.39	4.39
Swissair	0.00	0.00	0.00	0.00	0.00	0.00	0.00
TAM Airlines	8.78	8.78	8.78	8.78	8.78	8.78	8.78
United	92,385.13	99,694.63	99,694.63	102,529.46	107,055.60	113,028.27	121,900.43
US Airways	3,335.99	3,335.99	3,335.99	3,335.99	3,335.99	3,335.99	3,335.99
Virgin Atlantic	61.46	65.85	65.85	65.85	65.85	83.41	83.41
Virgin Blue Airlines/Vaustrilia	0.00	0.00	0.00	0.00	0.00	0.00	0.00
WestJet Airlines	0.00	0.00	0.00	0.00	0.00	0.00	26.34
Interest Earned	55.66	57.02	57.32	58.10	60.04	60.25	62.81
TOTAL	604,528.89	658,753.42	658,775.56	683,296.13	734,010.81	740,058.21	778,564.37

PFC 14
PFC Revenue Total
As of June 30, 2024

	Apr 30, 17	May 31, 17	Jun 30, 17	Jul 31, 17	Aug 31, 17	Sep 30, 17
Azul Linhas Aereas Brasileiras, SA	0.00	0.00	0.00	0.00	0.00	0.00
Air Europa Lineas Areas	0.00	0.00	0.00	0.00	0.00	0.00
Kenya Airways	0.00	0.00	0.00	0.00	0.00	0.00
Philippine Air	0.00	0.00	0.00	0.00	0.00	0.00
Qatar	0.00	0.00	0.00	0.00	0.00	0.00
Fiji Airways	0.00	0.00	0.00	0.00	0.00	0.00
Hahn Air	0.00	0.00	0.00	0.00	0.00	0.00
12- 08-C-00-SUN/OVERAGE	84,403.34	84,403.34	84,403.34	84,403.34	84,403.34	84,403.34
AerLingus	0.00	0.00	0.00	0.00	0.00	0.00
Aero Mexico	0.00	0.00	0.00	0.00	0.00	0.00
Aeroflot Russian Airlines	4.39	4.39	4.39	4.39	4.39	4.39
Air Canada	74.63	74.63	74.63	74.63	74.63	79.02
Air France	243.86	252.64	252.64	283.15	283.15	313.77
Air New Zealand	61.46	70.24	70.24	70.24	70.24	70.24
Alaska	234,678.48	244,823.50	244,823.50	266,685.84	276,670.86	276,670.86
Alitalia	0.00	0.00	0.00	0.00	0.00	0.00
All Nippon Airway	8.78	8.78	8.78	8.78	8.78	8.78
American	4,802.18	5,749.38	5,749.38	7,510.18	8,216.74	8,216.74
Austrian Airlines	4.28	4.28	4.28	4.28	4.28	4.28
Avianca Airline	0.00	13.17	13.17	13.17	17.56	17.56
British Airways	105.25	118.42	153.54	153.54	166.71	166.71
Brussels Airlines NV	0.00	0.00	0.00	0.00	0.00	0.00
Cathay Pacific	0.00	0.00	0.00	0.00	0.00	0.00
China Airlines	13.17	13.17	13.17	13.17	13.17	17.56
Compania Panamena De Aviacion	0.00	0.00	0.00	0.00	0.00	0.00
Delta	350,917.30	381,886.73	381,886.73	414,667.27	431,436.45	431,436.45
Emirates	8.78	17.34	17.34	17.34	17.34	17.34
Eva Air	39.51	39.51	39.51	39.51	39.51	39.51
Hawaiian	17.56	17.56	17.56	17.56	17.56	17.56
Iberia Airlines	0.00	0.00	0.00	0.00	0.00	0.00
Japan Airlines Inc.	0.00	0.00	0.00	0.00	0.00	0.00
KLM	65.08	65.08	65.08	65.08	65.08	72.87
Korean Air	17.56	17.56	17.56	17.56	17.56	17.56
Lan Argentina S.A.	4.39	4.39	4.39	4.39	4.39	4.39
Lanperu Airlines	13.17	13.17	13.17	13.17	13.17	13.17
Latam	245.40	245.40	267.35	267.35	302.47	320.03
Lufthansa German	26.34	26.34	35.12	35.12	35.12	35.12
Qantas	21.73	21.73	21.73	52.46	65.63	65.63
Singapore	4.39	4.39	4.39	4.39	4.39	4.39
Swissair	0.00	0.00	0.00	0.00	0.00	0.00
TAM Airlines	8.78	8.78	8.78	8.78	8.78	8.78
United	127,105.52	132,333.97	132,333.97	146,219.43	152,845.97	152,845.97
US Airways	3,335.99	3,335.99	3,335.99	3,335.99	3,335.99	3,335.99
Virgin Atlantic	100.97	109.75	109.75	109.75	109.75	131.70
Virgin Blue Airlines/Vaustrilia	0.00	0.00	0.00	0.00	0.00	0.00
WestJet Airlines	43.90	61.46	61.46	61.46	61.46	61.46
Interest Earned	64.42	66.07	66.49	68.53	71.70	72.19
TOTAL	806,440.61	853,811.16	853,877.43	924,229.85	958,386.17	958,473.36

PFC 14
PFC Revenue Total
As of June 30, 2024

	Oct 31, 17	Nov 30, 17	Dec 31, 17	Jan 31, 18	Feb 28, 18	Mar 31, 18
Azul Linhas Aereas Brasileiras, SA	0.00	0.00	0.00	0.00	0.00	0.00
Air Europa Lineas Areas	0.00	0.00	0.00	0.00	0.00	0.00
Kenya Airways	0.00	0.00	0.00	0.00	0.00	0.00
Philippine Air	0.00	0.00	0.00	0.00	0.00	0.00
Qatar	0.00	0.00	0.00	0.00	0.00	0.00
Fiji Airways	0.00	0.00	0.00	0.00	0.00	0.00
Hahn Air	0.00	0.00	0.00	0.00	0.00	0.00
12- 08-C-00-SUN/OVERAGE	84,403.34	84,403.34	84,403.34	84,403.34	84,403.34	84,403.34
AerLingus	0.00	0.00	0.00	0.00	0.00	0.00
Aero Mexico	0.00	0.00	0.00	87.80	96.58	171.21
Aeroflot Russian Airlines	4.39	4.39	4.39	4.39	4.39	4.39
Air Canada	96.58	96.58	96.58	96.58	96.58	96.58
Air France	331.22	331.22	335.61	361.73	361.73	405.41
Air New Zealand	79.02	79.02	79.02	79.02	83.41	83.41
Alaska	293,609.22	293,609.22	302,144.63	314,614.46	336,189.01	336,189.01
Alilatia	0.00	0.00	0.00	0.00	0.00	0.00
All Nippon Airway	8.78	8.78	8.78	8.78	8.78	8.78
American	9,220.72	9,220.72	9,666.19	9,940.34	11,273.13	11,273.13
Austrian Airlines	4.28	4.28	4.28	4.28	4.28	4.28
Avianca Airline	26.34	26.34	26.34	26.34	43.90	52.68
British Airways	166.71	166.71	166.71	166.71	166.71	166.71
Brussels Airlines NV	0.00	0.00	0.00	0.00	0.00	0.00
Cathay Pacific	0.00	0.00	0.00	0.00	0.00	0.00
China Airlines	17.56	17.56	17.56	17.56	17.56	17.56
Compania Panamena De Aviacion	0.00	0.00	0.00	0.00	0.00	0.00
Delta	463,789.11	463,789.11	478,790.51	491,307.08	516,525.44	516,525.44
Emirates	17.34	17.34	17.34	17.34	17.34	17.34
Eva Air	39.51	39.51	39.51	39.51	39.51	39.51
Hawaiian	17.56	17.56	26.34	26.34	26.34	26.34
Iberia Airlines	0.00	0.00	0.00	0.00	0.00	0.00
Japan Airlines Inc.	0.00	0.00	0.00	0.00	0.00	0.00
KLM	72.87	72.87	72.87	90.43	90.43	94.82
Korean Air	17.56	17.56	17.56	17.56	17.56	17.56
Lan Argentina S.A.	4.39	4.39	4.39	4.39	4.39	4.39
Lanperu Airlines	13.17	13.17	13.17	13.17	13.17	13.17
Latam	324.42	324.42	333.20	368.32	377.10	381.49
Lufthansa German	35.12	39.51	39.51	39.51	39.51	39.51
Qantas	70.02	91.97	91.97	96.36	96.36	100.75
Singapore	4.39	4.39	4.39	8.78	43.90	70.24
Swissair	0.00	0.00	0.00	0.00	0.00	0.00
TAM Airlines	8.78	8.78	8.78	8.78	8.78	8.78
United	160,216.99	160,216.99	164,340.52	169,188.19	185,386.08	185,386.08
US Airways	3,335.99	3,335.99	3,335.99	3,335.99	3,335.99	3,335.99
Virgin Atlantic	131.70	136.09	136.09	136.09	136.09	136.09
Virgin Blue Airlines/Vaustrilia	0.00	0.00	0.00	4.39	4.39	4.39
WestJet Airlines	61.46	61.46	65.85	70.24	74.52	74.52
Interest Earned	74.21	74.45	76.22	78.40	79.82	80.58
TOTAL	1,016,202.75	1,016,233.72	1,044,367.64	1,074,662.20	1,139,066.12	1,139,233.48

PFC 14
PFC Revenue Total
As of June 30, 2024

	Apr 30, 18	May 31, 18	Jun 30, 18	Jul 31, 18	Aug 31, 18	Sep 30, 18
Azul Linhas Aereas Brasileiras, SA	0.00	0.00	0.00	0.00	0.00	0.00
Air Europa Lineas Areas	0.00	0.00	0.00	0.00	0.00	0.00
Kenya Airways	0.00	0.00	0.00	0.00	0.00	0.00
Philippine Air	0.00	0.00	0.00	0.00	0.00	0.00
Qatar	0.00	0.00	0.00	0.00	0.00	0.00
Fiji Airways	0.00	0.00	0.00	0.00	0.00	0.00
Hahn Air	0.00	0.00	0.00	0.00	0.00	0.00
12- 08-C-00-SUN/OVERAGE	84,403.34	84,403.34	84,403.34	84,403.34	84,403.34	84,403.34
AerLingus	0.00	0.00	0.00	0.00	0.00	0.00
Aero Mexico	285.35	381.93	465.34	465.34	526.80	575.09
Aeroflot Russian Airlines	4.39	4.39	4.39	4.39	8.78	8.78
Air Canada	96.58	96.58	96.58	96.58	96.58	96.58
Air France	405.41	436.03	436.03	453.37	453.37	475.32
Air New Zealand	87.80	87.80	87.80	87.80	87.80	87.80
Alaska	349,882.33	355,449.37	355,449.37	378,166.23	378,166.23	389,067.64
Alitalia	0.00	0.00	0.00	0.00	0.00	0.00
All Nippon Airway	8.78	8.78	8.78	8.78	8.78	13.17
American	12,229.57	12,615.66	12,615.66	13,353.05	13,353.05	13,945.14
Austrian Airlines	4.28	4.28	4.28	4.28	4.28	4.28
Avianca Airline	52.68	52.68	57.07	57.07	61.46	61.46
British Airways	166.71	166.71	166.71	166.71	170.99	170.99
Brussels Airlines NV	0.00	0.00	0.00	8.78	8.78	8.78
Cathay Pacific	0.00	0.00	0.00	0.00	0.00	0.00
China Airlines	17.56	17.56	17.56	17.56	17.56	17.56
Compania Panamena De Aviacion	0.00	0.00	0.00	0.00	0.00	0.00
Delta	543,129.51	559,857.63	559,857.63	596,554.18	596,554.18	614,787.96
Emirates	17.34	17.34	17.34	17.34	17.34	17.34
Eva Air	39.51	39.51	39.51	39.51	39.51	39.51
Hawaiian	26.34	26.34	26.34	26.34	26.34	26.34
Iberia Airlines	0.00	0.00	0.00	0.00	8.78	8.78
Japan Airlines Inc.	0.00	0.00	0.00	0.00	0.00	0.00
KLM	94.82	94.82	94.82	99.21	99.21	116.77
Korean Air	17.56	17.56	17.56	17.56	17.56	17.56
Lan Argentina S.A.	4.39	4.39	4.39	4.39	4.39	4.39
Lanperu Airlines	13.17	13.17	13.17	17.56	17.56	17.56
Latam	385.88	399.05	403.44	434.17	456.12	469.29
Lufthansa German	39.51	39.51	39.51	39.51	39.51	43.90
Qantas	100.75	100.75	100.75	100.75	100.75	100.75
Singapore	79.02	92.19	92.19	92.19	92.19	92.19
Swissair	0.00	0.00	0.00	0.00	0.00	0.00
TAM Airlines	8.78	8.78	8.78	8.78	8.78	8.78
United	196,561.30	199,331.59	199,331.59	212,394.33	212,394.33	220,862.15
US Airways	3,335.99	3,335.99	3,335.99	3,335.99	3,335.99	3,335.99
Virgin Atlantic	149.26	171.21	171.21	171.21	171.21	171.21
Virgin Blue Airlines/Vaustrilia	4.39	4.39	4.39	21.95	21.95	21.95
WestJet Airlines	74.52	74.52	74.52	74.52	74.52	74.52
Interest Earned	82.35	82.60	82.90	85.49	86.79	88.69
TOTAL	1,191,809.17	1,217,436.45	1,217,528.94	1,290,828.26	1,290,934.81	1,329,241.56

PFC 14
PFC Revenue Total
As of June 30, 2024

	Oct 31, 18	Nov 30, 18	Dec 31, 18	Jan 31, 19	Feb 28, 19	Mar 31, 19
Azul Linhas Aereas Brasileiras, SA	0.00	0.00	0.00	0.00	0.00	0.00
Air Europa Lineas Areas	0.00	0.00	0.00	0.00	0.00	0.00
Kenya Airways	0.00	0.00	0.00	0.00	0.00	0.00
Philippine Air	0.00	0.00	0.00	0.00	0.00	0.00
Qatar	0.00	0.00	0.00	0.00	0.00	0.00
Fiji Airways	0.00	0.00	0.00	0.00	0.00	0.00
Hahn Air	0.00	0.00	0.00	0.00	0.00	0.00
12- 08-C-00-SUN/OVERAGE	84,403.34	84,403.34	84,403.34	84,403.34	84,403.34	84,403.34
AerLingus	0.00	0.00	0.00	0.00	0.00	0.00
Aero Mexico	667.28	750.69	952.63	952.63	1,000.92	1,088.72
Aeroflot Russian Airlines	8.78	8.78	8.78	8.78	13.17	13.17
Air Canada	96.58	96.58	96.58	96.58	96.58	96.58
Air France	475.32	475.32	523.39	532.06	532.06	558.18
Air New Zealand	96.58	96.58	100.97	100.97	100.97	100.97
Alaska	397,875.80	403,046.06	412,409.62	412,409.62	416,703.96	422,802.56
Alilatia	0.00	0.00	0.00	0.00	0.00	0.00
All Nippon Airway	13.17	13.17	13.17	30.73	30.73	30.73
American	14,665.19	14,975.56	15,054.03	15,054.03	15,054.03	15,105.72
Austrian Airlines	4.28	4.28	4.28	4.28	4.28	4.28
Avianca Airline	79.02	79.02	79.02	87.80	87.80	87.80
British Airways	170.99	170.99	175.38	175.38	175.38	175.38
Brussels Airlines NV	8.78	8.78	8.78	8.78	8.78	8.78
Cathay Pacific	0.00	0.00	0.00	0.00	0.00	0.00
China Airlines	17.56	17.56	17.56	17.56	17.56	17.56
Compania Panamena De Aviacion	0.00	0.00	0.00	0.00	0.00	0.00
Delta	633,187.60	652,999.85	689,513.44	689,513.44	702,669.44	721,756.41
Emirates	17.34	17.34	17.34	17.34	17.34	17.34
Eva Air	39.51	39.51	43.90	43.90	43.90	43.90
Hawaiian	26.34	26.34	26.34	26.34	26.34	30.73
Iberia Airlines	8.78	8.78	8.78	8.78	8.78	8.78
Japan Airlines Inc.	0.00	0.00	0.00	0.00	0.00	0.00
KLM	116.77	116.77	116.77	134.33	134.33	156.28
Korean Air	17.56	17.56	17.56	17.56	17.56	17.56
Lan Argentina S.A.	4.39	4.39	4.39	4.39	4.39	4.39
Lanperu Airlines	17.56	17.56	17.56	17.56	17.56	17.56
Latam	469.29	478.07	478.07	478.07	478.07	486.85
Lufthansa German	43.90	48.29	48.29	48.29	52.68	52.68
Qantas	100.75	100.75	100.75	100.75	100.75	100.75
Singapore	92.19	92.19	92.19	92.19	96.58	100.97
Swissair	0.00	0.00	0.00	0.00	0.00	0.00
TAM Airlines	8.78	8.78	8.78	8.78	8.78	8.78
United	225,423.53	228,650.58	240,326.51	240,326.51	250,225.46	266,073.77
US Airways	3,335.99	3,335.99	3,335.99	3,335.99	3,335.99	3,335.99
Virgin Atlantic	175.60	184.38	184.38	184.38	184.38	184.38
Virgin Blue Airlines/Vaustrilia	21.95	21.95	21.95	21.95	21.95	21.95
WestJet Airlines	74.52	74.52	74.52	74.52	74.52	74.52
Interest Earned	91.02	95.80	98.98	104.09	114.01	133.64
TOTAL	1,361,856.04	1,390,486.11	1,448,384.02	1,448,441.70	1,475,862.37	1,517,121.00

PFC 14
PFC Revenue Total
As of June 30, 2024

	Apr 30, 19	May 31, 19	Jun 30, 19	Jul 31, 19	Aug 31, 19	Sep 30, 19
Azul Linhas Aereas Brasileiras, SA	0.00	0.00	0.00	0.00	0.00	0.00
Air Europa Lineas Areas	0.00	0.00	0.00	0.00	0.00	0.00
Kenya Airways	0.00	0.00	0.00	0.00	0.00	0.00
Philippine Air	0.00	0.00	0.00	0.00	0.00	0.00
Qatar	0.00	0.00	0.00	0.00	0.00	0.00
Fiji Airways	0.00	0.00	0.00	0.00	0.00	0.00
Hahn Air	0.00	0.00	0.00	0.00	0.00	608.79
12- 08-C-00-SUN/OVERAGE	84,403.34	84,403.34	84,403.34	84,403.34	84,403.34	84,403.34
AerLingus	0.00	0.00	0.00	0.00	0.00	0.00
Aero Mexico	1,194.08	1,308.22	1,417.97	1,576.01	1,619.91	1,663.81
Aeroflot Russian Airlines	13.17	13.17	13.17	13.17	13.17	13.17
Air Canada	96.58	100.97	100.97	100.97	100.97	100.97
Air France	562.57	562.57	575.63	593.19	593.19	593.19
Air New Zealand	118.53	118.53	118.53	118.53	118.53	118.53
Alaska	428,556.99	428,556.99	431,596.28	436,461.36	442,053.17	452,033.70
Alitalia	0.00	0.00	0.00	4.39	4.39	4.39
All Nippon Airway	30.73	30.73	30.73	30.73	30.73	30.73
American	15,188.47	15,188.47	15,258.49	15,328.62	15,381.30	15,451.32
Austrian Airlines	4.28	4.28	4.28	4.28	4.28	4.28
Avianca Airline	87.80	87.80	83.41	83.41	83.41	83.41
British Airways	192.72	192.72	192.72	192.72	196.23	196.23
Brussels Airlines NV	8.78	8.78	8.78	8.78	8.78	8.78
Cathay Pacific	0.00	0.00	0.00	0.00	0.00	0.00
China Airlines	17.56	17.56	17.56	17.56	17.56	17.56
Compania Panamena De Aviacion	0.00	0.00	0.00	0.00	0.00	0.00
Delta	758,633.83	758,633.83	777,634.73	797,170.67	814,696.52	853,457.03
Emirates	17.34	17.34	17.34	17.34	17.34	17.34
Eva Air	43.90	43.90	43.90	43.90	43.90	43.90
Hawaiian	30.73	30.73	30.73	30.73	30.73	30.73
Iberia Airlines	8.78	8.78	8.78	8.78	8.78	8.78
Japan Airlines Inc.	0.00	0.00	0.00	0.00	0.00	0.00
KLM	182.62	182.62	182.62	191.18	199.74	199.74
Korean Air	17.56	17.56	17.56	17.56	17.56	17.56
Lan Argentina S.A.	4.39	4.39	4.39	4.39	4.39	4.39
Lanperu Airlines	17.56	17.56	17.56	17.56	17.56	17.56
Latam	486.85	486.85	486.85	495.63	495.63	508.80
Lufthansa German	61.46	61.46	61.46	61.46	65.85	65.85
Qantas	100.75	100.75	100.75	100.75	100.75	100.75
Singapore	100.97	100.97	100.97	100.97	100.97	100.97
Swissair	0.00	0.00	0.00	0.00	0.00	0.00
TAM Airlines	8.78	8.78	8.78	8.78	8.78	8.78
United	281,954.66	281,954.66	286,429.36	294,528.12	307,246.68	326,890.07
US Airways	3,335.99	3,335.99	3,335.99	3,335.99	3,335.99	3,335.99
Virgin Atlantic	188.77	188.77	197.55	215.11	223.89	228.28
Virgin Blue Airlines/Vaustrilia	21.95	21.95	21.95	21.95	21.95	21.95
WestJet Airlines	74.52	74.52	74.52	74.52	74.52	83.30
Interest Earned	154.98	161.86	163.14	166.46	174.52	177.19
TOTAL	1,575,921.99	1,576,047.40	1,602,760.79	1,635,548.91	1,671,515.01	1,740,651.16

PFC 14
PFC Revenue Total
As of June 30, 2024

	Oct 31, 19	Nov 30, 19	Dec 31, 19	Jan 31, 20	Feb 29, 20	Mar 31, 20
Azul Linhas Aereas Brasileiras, SA	0.00	0.00	0.00	0.00	0.00	0.00
Air Europa Lineas Areas	0.00	0.00	0.00	0.00	0.00	0.00
Kenya Airways	0.00	0.00	0.00	0.00	0.00	0.00
Philippine Air	0.00	0.00	0.00	0.00	0.00	0.00
Qatar	0.00	0.00	0.00	0.00	0.00	0.00
Fiji Airways	0.00	0.00	21.95	21.95	21.95	21.95
Hahn Air	608.79	635.43	635.43	635.43	635.43	635.43
12- 08-C-00-SUN/OVERAGE	84,403.34	84,403.34	84,403.34	84,403.34	84,403.34	84,403.34
AerLingus	0.00	0.00	0.00	0.00	0.00	0.00
Aero Mexico	1,760.39	1,870.14	2,032.57	2,032.57	2,181.83	2,195.00
Aeroflot Russian Airlines	13.17	13.17	13.17	13.17	13.17	13.17
Air Canada	100.97	100.97	100.97	100.97	100.97	109.75
Air France	596.81	601.20	623.15	623.15	649.05	657.83
Air New Zealand	118.53	118.53	118.53	127.31	127.31	127.31
Alaska	452,033.70	456,900.41	462,494.87	468,325.18	474,042.40	485,286.94
Alitalia	4.39	4.39	4.39	4.39	4.39	4.39
All Nippon Airway	30.73	30.73	30.73	35.12	35.12	35.12
American	15,451.32	15,472.83	15,481.39	15,481.39	15,494.01	15,494.01
Austrian Airlines	4.28	4.28	4.28	4.28	4.28	4.28
Avianca Airline	83.41	83.41	83.41	83.41	83.41	83.41
British Airways	196.23	196.23	196.23	196.23	200.62	200.62
Brussels Airlines NV	8.78	8.78	8.78	8.78	8.78	8.78
Cathay Pacific	0.00	4.28	4.28	4.28	4.28	4.28
China Airlines	17.56	17.56	17.56	17.56	17.56	17.56
Compania Panamena De Aviacion	0.00	0.00	0.00	4.39	4.39	4.39
Delta	853,457.03	873,390.39	893,106.19	909,984.38	925,240.64	963,042.28
Emirates	17.34	17.34	17.34	17.34	17.34	17.34
Eva Air	43.90	43.90	43.90	43.90	43.90	43.90
Hawaiian	30.73	30.73	30.73	30.73	30.73	30.73
Iberia Airlines	8.78	8.78	8.78	8.78	8.78	8.78
Japan Airlines Inc.	0.00	0.00	0.00	0.00	0.00	0.00
KLM	204.02	204.02	204.02	212.80	212.80	230.14
Korean Air	17.56	17.56	17.56	17.56	17.56	17.56
Lan Argentina S.A.	4.39	4.39	4.39	4.39	4.39	4.39
Lanperu Airlines	17.56	17.56	17.56	21.95	26.34	26.34
Latam	508.80	508.80	508.80	535.14	543.92	579.04
Lufthansa German	65.85	65.85	65.85	65.85	65.85	65.85
Qantas	100.75	109.42	109.42	109.42	109.42	109.42
Singapore	100.97	100.97	100.97	100.97	100.97	100.97
Swissair	0.00	0.00	0.00	0.00	0.00	0.00
TAM Airlines	8.78	8.78	8.78	8.78	8.78	8.78
United	326,890.07	331,966.54	338,540.99	347,313.62	359,852.84	388,513.66
US Airways	3,335.99	3,335.99	3,335.99	3,335.99	3,335.99	3,335.99
Virgin Atlantic	228.28	237.06	241.45	245.84	254.62	267.79
Virgin Blue Airlines/Vaustrilia	21.95	21.95	21.95	21.95	21.95	21.95
WestJet Airlines	83.30	83.30	83.30	83.30	83.30	83.30
Interest Earned	180.48	181.83	184.66	187.34	193.83	197.41
TOTAL	1,740,758.93	1,770,820.84	1,802,927.66	1,834,472.93	1,868,206.24	1,946,013.18

PFC 14
PFC Revenue Total
As of June 30, 2024

	Apr 30, 20	May 31, 20	Jun 30, 20	Jul 31, 20	Aug 31, 20	Sep 30, 20
Azul Linhas Aereas Brasileiras, SA	0.00	0.00	0.00	0.00	0.00	0.00
Air Europa Lineas Areas	0.00	0.00	0.00	0.00	0.00	0.00
Kenya Airways	0.00	0.00	0.00	0.00	0.00	0.00
Philippine Air	0.00	0.00	0.00	0.00	0.00	0.00
Qatar	0.00	0.00	0.00	0.00	0.00	0.00
Fiji Airways	21.95	21.95	21.95	21.95	21.95	21.95
Hahn Air	635.43	635.43	635.43	635.43	635.43	635.43
12- 08-C-00-SUN/OVERAGE	84,403.34	84,403.34	84,403.34	84,403.34	84,403.34	84,403.34
AerLingus	0.00	4.39	4.39	4.39	4.39	4.39
Aero Mexico	2,195.00	2,216.95	2,216.95	2,216.95	2,274.02	2,274.02
Aeroflot Russian Airlines	13.17	13.17	13.17	13.17	13.17	13.17
Air Canada	109.75	109.75	109.75	109.75	109.75	109.75
Air France	657.83	657.83	657.83	657.83	662.22	662.22
Air New Zealand	127.31	127.31	127.31	127.31	127.31	127.31
Alaska	485,286.94	485,286.94	485,286.94	485,286.94	488,335.87	488,335.87
Alilatia	4.39	4.39	4.39	4.39	4.39	4.39
All Nippon Airway	43.90	43.90	43.90	43.90	43.90	43.90
American	15,494.01	15,494.01	15,515.96	15,515.96	15,529.02	15,529.02
Austrian Airlines	4.28	4.28	4.28	4.28	4.28	4.28
Avianca Airline	83.41	83.41	83.41	83.41	83.41	83.41
British Airways	200.62	200.62	200.62	200.62	200.62	200.62
Brussels Airlines NV	8.78	8.78	8.78	8.78	8.78	8.78
Cathay Pacific	4.28	8.67	8.67	8.67	8.67	8.67
China Airlines	17.56	17.56	17.56	17.56	17.56	17.56
Compania Panamena De Aviacion	4.39	13.17	13.17	13.17	13.17	13.17
Delta	963,042.28	970,005.79	971,280.04	971,280.04	978,424.86	978,424.86
Emirates	17.34	17.34	26.12	26.12	26.12	26.12
Eva Air	43.90	43.90	43.90	43.90	43.90	43.90
Hawaiian	30.73	30.73	39.51	39.51	39.51	39.51
Iberia Airlines	8.78	8.78	8.78	8.78	8.78	8.78
Japan Airlines Inc.	0.00	0.00	0.00	0.00	0.00	0.00
KLM	230.14	238.92	238.92	238.92	238.92	238.92
Korean Air	17.56	17.56	17.56	17.56	17.56	17.56
Lan Argentina S.A.	4.39	4.39	4.39	4.39	4.39	4.39
Lanperu Airlines	26.34	30.73	30.73	30.73	30.73	30.73
Latam	579.04	579.04	579.04	579.04	579.04	579.04
Lufthansa German	65.85	65.85	65.85	65.85	65.85	65.85
Qantas	109.42	109.42	109.42	109.42	109.42	109.42
Singapore	100.97	100.97	100.97	100.97	100.97	100.97
Swissair	0.00	0.00	0.00	0.00	0.00	0.00
TAM Airlines	8.78	8.78	8.78	8.78	8.78	8.78
United	388,513.66	391,538.30	391,538.30	391,538.30	401,193.86	401,193.86
US Airways	3,335.99	3,335.99	3,335.99	3,335.99	3,335.99	3,335.99
Virgin Atlantic	267.79	267.79	267.79	267.79	267.79	267.79
Virgin Blue Airlines/Vaustrilia	21.95	21.95	21.95	21.95	21.95	21.95
WestJet Airlines	83.30	83.30	83.30	83.30	83.30	83.30
Interest Earned	198.71	198.90	198.92	198.97	199.38	200.06
TOTAL	1,946,023.26	1,956,064.28	1,957,378.06	1,957,378.11	1,977,302.35	1,977,303.03

PFC 14
PFC Revenue Total
As of June 30, 2024

	Oct 31, 20	Nov 30, 20	Dec 31, 20	Jan 31, 21	Feb 28, 21	Mar 31, 21
Azul Linhas Aereas Brasileiras, SA	0.00	0.00	0.00	0.00	0.00	0.00
Air Europa Lineas Areas	0.00	0.00	0.00	0.00	0.00	0.00
Kenya Airways	0.00	0.00	0.00	0.00	0.00	0.00
Philippine Air	0.00	0.00	0.00	0.00	0.00	0.00
Qatar	0.00	0.00	0.00	0.00	0.00	0.00
Fiji Airways	21.95	21.95	21.95	21.95	21.95	21.95
Hahn Air	635.43	635.43	635.43	635.43	635.43	635.43
12- 08-C-00-SUN/OVERAGE	84,403.34	84,403.34	84,403.34	84,403.34	84,403.34	84,403.34
AerLingus	4.39	4.39	4.39	4.39	4.39	4.39
Aero Mexico	2,287.08	2,330.98	2,356.99	2,365.55	2,386.95	2,448.41
Aeroflot Russian Airlines	13.17	13.17	13.17	13.17	13.17	13.17
Air Canada	109.75	109.75	109.75	109.75	109.75	109.75
Air France	662.22	662.22	662.22	662.22	662.22	662.22
Air New Zealand	127.31	127.31	127.31	127.31	127.31	127.31
Alaska	490,850.92	495,887.11	495,887.11	498,449.92	502,942.10	507,956.67
Alilatia	4.39	4.39	4.39	4.39	4.39	4.39
All Nippon Airway	43.90	43.90	43.90	43.90	43.90	43.90
American	15,529.02	15,533.41	15,533.41	15,533.41	15,542.19	15,564.14
Austrian Airlines	4.28	4.28	4.28	4.28	4.28	4.28
Avianca Airline	83.41	83.41	83.41	83.41	83.41	83.41
British Airways	200.62	200.62	200.62	200.62	200.62	200.62
Brussels Airlines NV	8.78	8.78	8.78	8.78	8.78	8.78
Cathay Pacific	8.67	8.67	8.67	8.67	8.67	8.67
China Airlines	17.56	17.56	17.56	17.56	17.56	17.56
Compania Panamena De Aviacion	13.17	13.17	13.17	13.17	13.17	13.17
Delta	985,438.61	1,002,519.52	1,002,519.52	1,010,194.47	1,018,811.21	1,034,635.54
Emirates	26.12	26.12	26.12	26.12	26.12	30.51
Eva Air	43.90	43.90	43.90	43.90	43.90	43.90
Hawaiian	39.51	39.51	39.51	39.51	39.51	39.51
Iberia Airlines	8.78	8.78	8.78	8.78	8.78	8.78
Japan Airlines Inc.	0.00	0.00	0.00	0.00	0.00	0.00
KLM	238.92	238.92	238.92	238.92	238.92	238.92
Korean Air	17.56	17.56	17.56	17.56	17.56	17.56
Lan Argentina S.A.	4.39	4.39	4.39	4.39	4.39	4.39
Lanperu Airlines	30.73	30.73	30.73	30.73	30.73	30.73
Latam	579.04	579.04	579.04	579.04	579.04	579.04
Lufthansa German	65.85	65.85	65.85	65.85	65.85	65.85
Qantas	109.42	109.42	109.42	109.42	109.42	109.42
Singapore	100.97	100.97	100.97	100.97	100.97	100.97
Swissair	0.00	0.00	0.00	0.00	0.00	0.00
TAM Airlines	8.78	8.78	8.78	8.78	8.78	8.78
United	403,680.96	407,409.12	407,409.12	410,841.30	415,707.11	422,256.71
US Airways	3,335.99	3,335.99	3,335.99	3,335.99	3,335.99	3,335.99
Virgin Atlantic	267.79	267.79	267.79	267.79	267.79	267.79
Virgin Blue Airlines/Vaustrilia	21.95	21.95	21.95	21.95	21.95	21.95
WestJet Airlines	83.30	83.30	83.30	87.30	87.30	87.30
Interest Earned	200.43	201.42	202.76	204.86	207.51	211.17
TOTAL	1,989,332.36	2,015,226.90	2,015,254.25	2,028,938.85	2,046,946.41	2,074,426.37

PFC 14
PFC Revenue Total
As of June 30, 2024

	Apr 30, 21	May 31, 21	Jun 30, 21	Jul 31, 21	Aug 31, 21	Sep 30, 21
Azul Linhas Aereas Brasileiras, SA	0.00	0.00	0.00	0.00	0.00	0.00
Air Europa Lineas Areas	0.00	0.00	0.00	0.00	0.00	0.00
Kenya Airways	0.00	0.00	0.00	0.00	0.00	0.00
Philippine Air	0.00	0.00	0.00	0.00	0.00	0.00
Qatar	0.00	0.00	0.00	0.00	8.78	13.17
Fiji Airways	21.95	21.95	21.95	21.95	21.95	21.95
Hahn Air	635.43	635.43	635.43	635.43	635.43	635.43
12- 08-C-00-SUN/OVERAGE	84,403.34	84,403.34	84,403.34	84,403.34	84,403.34	84,403.34
AerLingus	4.39	4.39	4.39	4.39	4.39	4.39
Aero Mexico	2,483.53	2,553.33	2,614.35	2,675.81	2,741.66	2,811.90
Aeroflot Russian Airlines	13.17	13.17	13.17	13.17	13.17	13.17
Air Canada	109.75	109.75	109.75	109.75	109.75	109.75
Air France	662.22	662.22	674.18	674.18	674.18	674.18
Air New Zealand	127.31	127.31	127.31	127.31	127.31	127.31
Alaska	512,065.92	514,480.96	518,249.07	524,817.52	530,687.58	535,594.34
Alilatia	4.39	4.39	4.39	4.39	4.39	4.39
All Nippon Airway	43.90	43.90	43.90	43.90	43.90	43.90
American	15,564.14	15,564.14	15,572.59	15,603.32	15,673.45	15,756.53
Austrian Airlines	4.28	4.28	4.28	4.28	4.28	4.28
Avianca Airline	83.41	83.41	83.41	83.41	83.41	83.41
British Airways	200.62	200.62	204.90	204.90	204.90	217.85
Brussels Airlines NV	8.78	8.78	8.78	8.78	8.78	8.78
Cathay Pacific	30.62	30.62	30.62	30.62	30.62	30.62
China Airlines	17.56	17.56	17.56	17.56	17.56	17.56
Compania Panamena De Aviacion	13.17	13.17	13.17	13.17	13.17	13.17
Delta	1,052,337.64	1,072,022.68	1,091,842.94	1,115,806.91	1,140,623.21	1,161,537.15
Emirates	30.51	30.51	30.51	30.51	30.51	30.51
Eva Air	43.90	43.90	43.90	43.90	43.90	43.90
Hawaiian	39.51	39.51	39.51	39.51	39.51	43.68
Iberia Airlines	8.78	8.78	8.78	8.78	8.78	8.78
Japan Airlines Inc.	0.00	0.00	0.00	0.00	0.00	0.00
KLM	238.92	238.92	238.92	238.92	245.72	245.72
Korean Air	17.56	17.56	17.56	17.56	17.56	17.56
Lan Argentina S.A.	4.39	4.39	4.39	4.39	4.39	4.39
Lanperu Airlines	30.73	30.73	30.73	30.73	30.73	30.73
Latam	579.04	579.04	579.04	579.04	579.04	579.04
Lufthansa German	65.85	65.85	65.85	74.63	79.02	79.02
Qantas	109.42	109.42	109.42	109.42	109.42	109.42
Singapore	100.97	100.97	100.97	100.97	100.97	100.97
Swissair	0.00	0.00	0.00	0.00	0.00	0.00
TAM Airlines	8.78	8.78	8.78	8.78	8.78	8.78
United	429,171.55	434,066.88	438,920.95	446,855.60	458,781.61	470,994.38
US Airways	3,335.99	3,335.99	3,335.99	3,335.99	3,335.99	3,335.99
Virgin Atlantic	267.79	267.79	267.79	267.79	267.79	267.79
Virgin Blue Airlines/Vaustrilia	21.95	21.95	21.95	21.95	21.95	21.95
WestJet Airlines	87.30	87.69	87.69	87.69	87.69	87.69
Interest Earned	212.00	214.10	216.94	219.47	225.45	231.84
TOTAL	2,103,210.46	2,130,278.16	2,158,809.15	2,197,379.72	2,240,154.02	2,278,368.71

PFC 14
PFC Revenue Total
As of June 30, 2024

	Oct 31, 21	Nov 30, 21	Dec 31, 21	Jan 31, 22	Feb 28, 22	Mar 31, 22
Azul Linhas Aereas Brasileiras, SA	0.00	0.00	0.00	0.00	0.00	0.00
Air Europa Lineas Areas	0.00	0.00	0.00	0.00	0.00	0.00
Kenya Airways	0.00	0.00	0.00	0.00	0.00	0.00
Philippine Air	0.00	0.00	0.00	4.39	4.39	4.39
Qatar	13.17	35.01	35.01	35.01	35.01	35.01
Fiji Airways	21.95	21.95	21.95	21.95	21.95	21.95
Hahn Air	635.43	639.82	639.82	639.82	639.82	639.82
12- 08-C-00-SUN/OVERAGE	84,403.34	84,403.34	84,403.34	84,403.34	84,403.34	84,403.34
AerLingus	4.39	4.39	4.39	4.39	4.39	4.39
Aero Mexico	2,895.31	3,110.20	3,289.86	3,382.05	3,438.57	3,631.73
Aeroflot Russian Airlines	13.17	13.17	13.17	13.17	13.17	13.17
Air Canada	109.75	109.75	109.75	109.75	109.75	109.75
Air France	674.18	682.52	690.97	690.97	690.97	699.75
Air New Zealand	127.31	127.31	127.31	127.31	127.31	127.31
Alaska	539,132.20	547,460.50	547,460.50	557,685.48	560,657.61	560,657.61
Alilatia	4.39	4.39	4.39	4.39	4.39	4.39
All Nippon Airway	43.90	43.90	43.90	43.90	43.90	43.90
American	15,760.48	15,777.60	15,777.60	15,847.73	15,847.73	15,847.73
Austrian Airlines	4.28	4.28	4.28	4.28	4.28	4.28
Avianca Airline	83.41	83.41	83.41	83.41	83.41	83.41
British Airways	217.85	226.30	226.30	226.30	226.30	226.30
Brussels Airlines NV	8.78	8.78	8.78	8.78	13.17	13.17
Cathay Pacific	30.62	30.62	30.62	30.62	30.62	30.62
China Airlines	17.56	17.56	17.56	17.56	17.56	17.56
Compania Panamena De Aviacion	13.17	13.17	13.17	13.17	30.73	30.73
Delta	1,180,058.31	1,219,187.20	1,219,187.20	1,249,617.67	1,263,577.66	1,263,577.66
Emirates	30.51	30.51	30.51	30.51	30.51	30.51
Eva Air	43.90	43.90	43.90	43.90	43.90	43.90
Hawaiian	43.68	43.68	43.68	43.68	43.68	47.96
Iberia Airlines	8.78	8.78	8.78	8.78	8.78	8.78
Japan Airlines Inc.	0.00	0.00	0.00	0.00	0.00	0.00
KLM	263.28	263.28	271.51	271.51	288.63	293.02
Korean Air	17.56	17.56	17.56	17.56	17.56	17.56
Lan Argentina S.A.	4.39	4.39	4.39	4.39	4.39	4.39
Lanperu Airlines	30.73	30.73	30.73	30.73	30.73	30.73
Latam	579.04	579.04	579.04	579.04	579.04	579.04
Lufthansa German	79.02	92.19	118.53	118.53	118.53	118.53
Qantas	109.42	109.42	109.42	109.42	109.42	109.42
Singapore	100.97	100.97	100.97	100.97	100.97	100.97
Swissair	0.00	0.00	0.00	0.00	0.00	0.00
TAM Airlines	8.78	8.78	8.78	8.78	8.78	8.78
United	480,720.45	500,625.56	500,625.56	535,499.46	559,852.71	559,852.71
US Airways	3,335.99	3,335.99	3,335.99	3,335.99	3,335.99	3,335.99
Virgin Atlantic	267.79	267.79	267.79	267.79	267.79	267.79
Virgin Blue Airlines/Vaustrilia	21.95	21.95	21.95	21.95	21.95	21.95
WestJet Airlines	87.69	87.69	87.69	87.69	87.69	87.69
Interest Earned	234.03	238.29	241.04	241.96	244.43	250.07
TOTAL	2,310,260.91	2,377,915.67	2,378,141.10	2,453,838.08	2,495,221.51	2,495,437.76

PFC 14
PFC Revenue Total
As of June 30, 2024

	Apr 30, 22	May 31, 22	Jun 30, 22	Jul 31, 22	Aug 31, 22	Sep 30, 22
Azul Linhas Aereas Brasileiras, SA	0.00	0.00	0.00	0.00	0.00	0.00
Air Europa Lineas Areas	0.00	0.00	0.00	0.00	0.00	0.00
Kenya Airways	0.00	0.00	0.00	0.00	0.00	0.00
Philippine Air	4.39	4.39	4.39	4.39	4.39	4.39
Qatar	35.01	43.46	43.46	43.46	52.24	56.63
Fiji Airways	21.95	21.95	21.95	21.95	21.95	21.95
Hahn Air	639.82	644.21	644.21	644.21	644.21	644.21
12- 08-C-00-SUN/OVERAGE	84,403.34	84,403.34	84,403.34	84,403.34	84,403.34	84,403.34
AerLingus	4.39	4.39	4.39	4.39	4.39	4.39
Aero Mexico	3,666.63	3,911.92	3,911.92	3,946.82	4,007.40	4,038.02
Aeroflot Russian Airlines	13.17	13.17	13.17	13.17	13.17	13.17
Air Canada	109.75	109.75	109.75	118.53	122.92	122.92
Air France	712.92	716.98	752.10	752.10	760.44	778.00
Air New Zealand	127.31	127.31	127.31	127.31	127.31	127.31
Alaska	562,954.97	567,114.32	567,114.32	571,763.91	577,438.62	582,213.23
Alitalia	4.39	4.39	4.39	4.39	4.39	4.39
All Nippon Airway	43.90	43.90	43.90	43.90	43.90	43.90
American	15,847.73	15,856.51	15,856.51	15,860.90	15,900.41	15,944.20
Austrian Airlines	4.28	4.28	4.28	4.28	4.28	4.28
Avianca Airline	83.41	83.41	83.41	83.41	87.80	87.80
British Airways	226.30	226.30	226.30	226.30	226.30	226.30
Brussels Airlines NV	13.17	13.17	13.17	13.17	13.17	13.17
Cathay Pacific	30.62	30.62	30.62	30.62	30.62	30.62
China Airlines	17.56	17.56	17.56	17.56	17.56	17.56
Compania Panamena De Aviacion	30.73	30.73	30.73	30.73	30.73	48.29
Delta	1,272,884.94	1,296,374.99	1,296,374.99	1,312,839.94	1,327,840.23	1,341,370.66
Emirates	30.51	30.51	30.51	30.51	34.90	34.90
Eva Air	43.90	43.90	43.90	43.90	43.90	43.90
Hawaiian	47.96	47.96	47.96	47.96	47.96	47.96
Iberia Airlines	8.78	8.78	8.78	8.78	8.78	8.78
Japan Airlines Inc.	0.00	0.00	0.00	0.00	4.39	4.39
KLM	293.02	296.97	335.93	352.72	365.34	369.62
Korean Air	17.56	17.56	17.56	17.56	17.56	17.56
Lan Argentina S.A.	4.39	4.39	4.39	4.39	4.39	4.39
Lanperu Airlines	30.73	30.73	30.73	30.73	30.73	30.73
Latam	579.04	579.04	579.04	579.04	579.04	579.04
Lufthansa German	118.53	127.31	144.87	188.66	206.22	210.61
Qantas	109.42	109.42	109.42	109.42	109.42	109.42
Singapore	100.97	100.97	109.75	109.75	109.75	109.75
Swissair	0.00	13.17	21.95	39.51	39.51	39.51
TAM Airlines	8.78	8.78	8.78	8.78	8.78	8.78
United	573,280.36	587,273.04	587,273.04	599,059.12	616,984.23	631,886.12
US Airways	3,335.99	3,335.99	3,335.99	3,335.99	3,335.99	3,335.99
Virgin Atlantic	276.57	298.52	298.52	316.08	320.47	338.03
Virgin Blue Airlines/Vaustrilia	21.95	21.95	21.95	21.95	21.95	21.95
WestJet Airlines	87.69	100.86	100.86	100.86	100.86	100.86
Interest Earned	250.60	251.38	252.28	253.00	255.36	260.43
TOTAL	2,520,527.43	2,562,502.28	2,562,612.38	2,595,657.49	2,634,429.30	2,667,781.45

PFC 14
PFC Revenue Total
As of June 30, 2024

	Oct 31, 22	Nov 30, 22	Dec 31, 22	Jan 31, 23	Feb 28, 23	Mar 31, 23
Azul Linhas Aereas Brasileiras, SA	0.00	0.00	0.00	0.00	0.00	0.00
Air Europa Lineas Areas	0.00	0.00	0.00	0.00	0.00	0.00
Kenya Airways	0.00	0.00	0.00	0.00	0.00	17.56
Philippine Air	4.39	4.39	4.39	4.39	4.39	4.39
Qatar	56.63	56.63	56.63	56.63	56.63	56.63
Fiji Airways	21.95	21.95	21.95	21.95	21.95	21.95
Hahn Air	644.21	644.21	644.21	644.21	644.21	644.21
12- 08-C-00-SUN/OVERAGE	84,403.34	84,403.34	84,403.34	84,403.34	84,403.34	84,403.34
AerLingus	4.39	4.39	4.39	4.39	4.39	4.39
Aero Mexico	4,094.87	4,252.91	4,440.25	4,440.25	4,470.54	4,558.34
Aeroflot Russian Airlines	13.17	13.17	13.17	13.17	13.17	13.17
Air Canada	127.31	127.31	127.31	127.31	140.48	140.48
Air France	786.12	786.12	794.68	794.68	812.24	829.80
Air New Zealand	127.31	127.31	127.31	127.31	127.31	127.31
Alaska	589,749.23	589,749.23	595,394.24	600,159.94	603,998.01	609,772.85
Alilatia	4.39	4.39	4.39	4.39	4.39	4.39
All Nippon Airway	43.90	43.90	43.90	43.90	43.90	43.90
American	15,960.55	15,960.55	15,990.07	15,990.07	15,990.07	15,994.02
Austrian Airlines	4.28	4.28	4.28	4.28	4.28	4.28
Avianca Airline	100.97	100.97	100.97	100.97	100.97	100.97
British Airways	226.30	226.30	226.30	226.30	226.30	230.03
Brussels Airlines NV	13.17	13.17	13.17	13.17	13.17	13.17
Cathay Pacific	30.62	30.62	30.62	30.62	30.62	30.62
China Airlines	17.56	17.56	17.56	17.56	17.56	17.56
Compania Panamena De Aviacion	74.63	105.36	127.31	153.65	166.82	175.60
Delta	1,372,957.44	1,372,957.44	1,386,112.61	1,398,229.92	1,409,739.40	1,425,181.23
Emirates	39.29	39.29	39.29	39.29	39.29	39.29
Eva Air	43.90	43.90	43.90	43.90	43.90	43.90
Hawaiian	47.96	47.96	47.96	47.96	47.96	47.96
Iberia Airlines	8.78	8.78	8.78	8.78	8.78	8.78
Japan Airlines Inc.	4.39	4.39	4.39	4.39	4.39	4.39
KLM	382.57	399.91	417.47	426.25	461.37	482.99
Korean Air	17.56	17.56	17.56	17.56	17.56	17.56
Lan Argentina S.A.	4.39	4.39	4.39	4.39	4.39	4.39
Lanperu Airlines	30.73	30.73	30.73	30.73	30.73	30.73
Latam	579.04	579.04	583.43	583.43	583.43	583.43
Lufthansa German	219.39	219.39	223.78	236.95	241.34	267.68
Qantas	109.42	109.42	109.42	109.42	109.42	109.42
Singapore	109.75	114.14	114.14	114.14	114.14	114.14
Swissair	39.51	39.51	39.51	65.85	65.85	65.85
TAM Airlines	8.78	8.78	8.78	8.78	8.78	8.78
United	656,289.42	656,289.42	671,074.19	688,164.14	707,971.76	729,944.41
US Airways	3,335.99	3,335.99	3,335.99	3,335.99	3,335.99	3,335.99
Virgin Atlantic	355.59	355.59	364.37	377.54	377.54	377.54
Virgin Blue Airlines/Vaustrilia	21.95	21.95	21.95	21.95	21.95	21.95
WestJet Airlines	100.86	100.86	100.86	100.86	100.86	100.86
Interest Earned	268.49	280.91	295.60	318.34	356.52	399.43
TOTAL	2,731,484.49	2,731,707.41	2,765,589.54	2,799,673.04	2,834,980.09	2,878,399.66

PFC 14
PFC Revenue Total
As of June 30, 2024

	Apr 30, 23	May 31, 23	Jun 30, 23	Jul 31, 23	Aug 31, 23	Sep 30, 23
Azul Linhas Aereas Brasileiras, SA	0.00	0.00	0.00	0.00	0.00	0.00
Air Europa Lineas Areas	13.17	13.17	13.17	13.17	13.17	13.17
Kenya Airways	17.56	17.56	17.56	17.56	17.56	17.56
Philippine Air	4.39	4.39	4.39	4.39	4.39	4.39
Qatar	56.63	56.63	56.63	74.19	74.19	74.19
Fiji Airways	21.95	21.95	21.95	21.95	21.95	21.95
Hahn Air	644.21	644.21	644.21	644.21	644.21	644.21
12- 08-C-00-SUN/OVERAGE	84,403.34	84,403.34	84,403.34	84,403.34	84,403.34	84,403.34
AerLingus	4.39	4.39	4.39	4.39	4.39	4.39
Aero Mexico	4,619.69	4,729.00	4,829.75	5,008.42	5,008.42	5,078.66
Aeroflot Russian Airlines	13.17	13.17	13.17	13.17	13.17	13.17
Air Canada	144.87	144.87	144.87	158.04	158.04	166.60
Air France	838.58	851.53	851.53	851.53	859.32	859.32
Air New Zealand	127.31	136.09	136.09	136.09	136.09	136.09
Alaska	615,056.60	619,481.76	623,691.00	634,279.02	639,614.14	639,614.14
Alitalia	4.39	4.39	4.39	4.39	4.39	4.39
All Nippon Airway	43.90	43.90	43.90	43.90	43.90	43.90
American	15,994.02	15,994.02	16,002.03	16,010.81	16,019.59	16,019.59
Austrian Airlines	4.28	4.28	4.28	4.28	4.28	4.28
Avianca Airline	100.97	100.97	100.97	100.97	100.97	100.97
British Airways	230.03	234.42	247.59	247.59	247.59	247.59
Brussels Airlines NV	13.17	13.17	13.17	13.17	17.56	17.56
Cathay Pacific	30.62	30.62	30.62	30.62	30.62	30.62
China Airlines	17.56	17.56	17.56	17.56	17.56	17.56
Compania Panamena De Aviacion	184.38	184.38	197.55	197.55	210.72	210.72
Delta	1,436,232.42	1,448,738.63	1,462,242.92	1,492,982.10	1,507,274.61	1,507,274.61
Emirates	39.29	39.29	39.29	39.29	39.29	39.29
Eva Air	43.90	43.90	43.90	43.90	43.90	43.90
Hawaiian	52.35	52.35	52.35	52.35	52.35	52.35
Iberia Airlines	8.78	8.78	8.78	8.78	8.78	8.78
Japan Airlines Inc.	4.39	4.39	17.56	17.56	17.56	17.56
KLM	487.38	487.38	487.38	504.06	504.06	512.84
Korean Air	17.56	17.56	17.56	17.56	17.56	17.56
Lan Argentina S.A.	4.39	4.39	4.39	4.39	4.39	4.39
Lanperu Airlines	30.73	30.73	30.73	30.73	30.73	30.73
Latam	587.82	596.60	609.77	614.16	618.55	618.55
Lufthansa German	276.46	280.74	289.52	315.86	315.86	315.86
Qantas	109.42	109.42	109.42	109.42	109.42	109.42
Singapore	114.14	114.14	114.14	114.14	114.14	114.14
Swissair	70.24	87.80	87.80	87.80	96.58	96.58
TAM Airlines	8.78	8.78	8.78	8.78	8.78	8.78
United	744,846.88	754,920.32	764,660.32	796,647.89	814,160.86	814,160.86
US Airways	3,335.99	3,335.99	3,335.99	3,335.99	3,335.99	3,335.99
Virgin Atlantic	390.71	390.71	390.71	395.10	403.88	403.88
Virgin Blue Airlines/Vaustrilia	21.95	21.95	21.95	21.95	21.95	21.95
WestJet Airlines	100.86	100.86	100.86	100.86	100.86	100.86
Interest Earned	409.51	426.82	461.87	474.40	509.36	547.44
TOTAL	2,909,783.13	2,936,971.30	2,964,630.10	3,038,227.38	3,075,459.02	3,075,584.68

PFC 14
PFC Revenue Total
As of June 30, 2024

	Oct 31, 23	Nov 30, 23	Dec 31, 23	Jan 31, 24	Feb 29, 24	Mar 31, 24
Azul Linhas Aereas Brasileiras, SA	0.00	0.00	0.00	4.39	8.78	8.78
Air Europa Lineas Areas	13.17	13.17	13.17	13.17	13.17	13.17
Kenya Airways	17.56	17.56	17.56	17.56	17.56	17.56
Philippine Air	4.39	4.39	4.39	4.39	4.39	4.39
Qatar	87.25	100.31	100.31	104.70	104.70	104.70
Fiji Airways	21.95	21.95	21.95	21.95	21.95	21.95
Hahn Air	644.21	644.21	644.21	644.21	644.21	644.21
12- 08-C-00-SUN/OVERAGE	84,403.34	84,403.34	84,403.34	84,403.34	84,403.34	84,403.34
AerLingus	4.39	4.39	4.39	4.39	4.39	4.39
Aero Mexico	5,122.56	5,165.91	5,205.31	5,253.38	5,253.38	5,288.50
Aeroflot Russian Airlines	13.17	13.17	13.17	13.17	13.17	13.17
Air Canada	170.99	170.99	170.99	170.99	170.99	170.99
Air France	868.10	868.10	872.49	881.05	898.61	907.39
Air New Zealand	136.09	136.09	136.09	136.09	136.09	136.09
Alaska	643,968.21	648,264.62	652,888.75	657,704.83	661,526.61	666,413.42
Alilatia	4.39	4.39	4.39	4.39	4.39	4.39
All Nippon Airway	43.90	43.90	43.90	43.90	43.90	43.90
American	16,032.76	16,032.76	16,032.76	16,037.15	16,037.15	16,037.15
Austrian Airlines	4.28	4.28	4.28	4.28	4.28	4.28
Avianca Airline	100.97	100.97	100.97	100.97	100.97	100.97
British Airways	247.59	247.59	247.59	247.59	247.59	247.59
Brussels Airlines NV	17.56	17.56	17.56	17.56	17.56	17.56
Cathay Pacific	30.62	30.62	30.62	30.62	30.62	30.62
China Airlines	17.56	17.56	17.56	17.56	17.56	17.56
Compania Panamena De Aviacion	215.11	215.11	219.28	245.62	250.01	267.57
Delta	1,520,933.49	1,532,827.18	1,547,037.44	1,560,345.03	1,568,893.70	1,583,763.24
Emirates	39.29	39.29	39.29	39.29	39.29	43.68
Eva Air	43.90	43.90	43.90	43.90	43.90	43.90
Hawaiian	52.35	52.35	52.35	52.35	52.35	52.35
Iberia Airlines	8.78	8.78	8.78	8.78	8.78	8.78
Japan Airlines Inc.	17.56	17.56	17.56	26.34	26.34	30.73
KLM	521.62	543.46	552.24	556.63	556.63	596.14
Korean Air	17.56	17.56	17.56	17.56	17.56	17.56
Lan Argentina S.A.	4.39	4.39	4.39	4.39	4.39	4.39
Lanperu Airlines	30.73	30.73	30.73	30.73	30.73	30.73
Latam	622.94	627.33	631.72	636.11	636.11	644.89
Lufthansa German	315.86	315.86	315.86	320.25	324.64	324.64
Qantas	109.42	109.42	109.42	109.42	109.42	109.42
Singapore	114.14	114.14	114.14	114.14	114.14	114.14
Swissair	96.58	96.58	96.58	105.36	105.36	105.36
TAM Airlines	8.78	8.78	8.78	8.78	8.78	8.78
United	829,550.26	842,558.21	859,117.71	879,293.70	900,620.12	929,821.57
US Airways	3,335.99	3,335.99	3,335.99	3,335.99	3,335.99	3,335.99
Virgin Atlantic	403.88	408.27	408.27	412.66	416.94	434.50
Virgin Blue Airlines/Vaustrilia	21.95	21.95	21.95	21.95	21.95	21.95
WestJet Airlines	100.86	100.86	100.86	100.86	100.86	100.86
Interest Earned	552.41	563.59	570.38	576.80	589.74	621.41
TOTAL	3,109,092.86	3,138,389.12	3,173,850.93	3,212,288.27	3,246,033.09	3,295,158.65

PFC 14
PFC Revenue Total
As of June 30, 2024

10:08 AM

07/16/2024

	Apr 30, 24	May 31, 24	Jun 30, 24
Azul Linhas Aereas Brasileiras, SA	8.78	8.78	8.78
Air Europa Lineas Areas	13.17	13.17	13.17
Kenya Airways	17.56	17.56	17.56
Philippine Air	4.39	4.39	4.39
Qatar	104.70	104.70	104.70
Fiji Airways	21.95	21.95	21.95
Hahn Air	644.21	644.21	644.21
12- 08-C-00-SUN/OVERAGE	84,403.34	84,403.34	84,403.34
AerLingus	4.39	4.39	4.39
Aero Mexico	5,349.96	5,402.53	5,463.44
Aeroflot Russian Airlines	13.17	13.17	13.17
Air Canada	170.99	170.99	170.99
Air France	907.39	911.56	928.79
Air New Zealand	136.09	136.09	136.09
Alaska	670,092.48	673,382.97	676,207.66
Alitalia	4.39	4.39	4.39
All Nippon Airway	43.90	43.90	43.90
American	16,037.15	16,041.32	16,041.32
Austrian Airlines	4.28	4.28	4.28
Avianca Airline	100.97	100.97	100.97
British Airways	247.59	247.59	247.59
Brussels Airlines NV	17.56	17.56	17.56
Cathay Pacific	30.62	30.62	30.62
China Airlines	17.56	17.56	17.56
Compania Panamena De Aviacion	285.13	289.52	298.30
Delta	1,596,068.63	1,610,157.94	1,624,125.13
Emirates	48.07	48.07	48.07
Eva Air	43.90	43.90	43.90
Hawaiian	52.35	52.35	52.35
Iberia Airlines	8.78	8.78	8.78
Japan Airlines Inc.	30.73	30.73	30.73
KLM	596.14	596.14	596.14
Korean Air	17.56	17.56	17.56
Lan Argentina S.A.	4.39	4.39	4.39
Lanperu Airlines	30.73	35.12	35.12
Latam	644.89	649.28	649.28
Lufthansa German	337.81	350.98	359.76
Qantas	109.42	109.42	109.42
Singapore	122.92	122.92	122.92
Swissair	105.36	105.36	105.36
TAM Airlines	8.78	8.78	8.78
United	953,124.41	969,450.83	984,227.12
US Airways	3,335.99	3,335.99	3,335.99
Virgin Atlantic	443.28	451.95	451.95
Virgin Blue Airlines/Vaustrilia	21.95	21.95	21.95
WestJet Airlines	100.86	100.86	100.86
Interest Earned	636.29	674.71	716.38
TOTAL	3,334,574.96	3,368,415.52	3,400,121.06

PFC COLLECTION SUMMARY BY QUARTER
(Combined Application)

93-01-C-00-SUN	07-06-C-00-SUN
94-02-C-00-SUN	11-07-C-00-SUN
96/99-04-C-00-SUN	12-08-C-00-SUN
05-05-C00-SUN	14-09-C-00-SUN

Quarter End Date	Quarterly Charges Collected	Quarterly Interest Collected	Total
9/30/1993	9,751.66	-	9,751.66
12/30/1993	49,734.73	-	49,734.73
3/31/1994	48,401.72	-	48,401.72
6/30/1994	40,730.56	-	40,730.56
9/30/1994	48,892.88	-	48,892.88
12/31/1994	1,340.28	-	1,340.28
3/31/1995	-	103.40	103.40
6/30/1995	27,027.07	81.94	27,109.01
9/30/1995	47,295.93	593.24	47,889.17
12/31/1995	45,905.11	1,363.83	47,268.94
3/31/1996	46,521.36	451.85	46,973.21
6/30/1996	43,144.53	729.75	43,874.28
9/30/1996	42,660.11	258.80	42,918.91
		660.06	660.06
12/31/1996	45,562.34	757.36	46,319.70
		658.10	658.10
3/31/1997	37,973.04	1,329.28	39,302.32
		546.76	546.76
6/30/1997	38,826.56	1,865.64	40,692.20
		471.96	471.96
9/30/1997	42,527.99	2,299.51	44,827.50
		456.84	456.84
12/31/1997	38,818.05	2,741.91	41,559.96
		424.85	424.85
3/31/1998	33,972.56	3,116.84	37,089.40
		467.67	467.67
6/30/1998	37,987.36	3,597.49	41,584.85
		155.24	155.24
9/30/1998	49,114.38	4,021.89	53,136.27
12/31/1998	50,572.96	4,177.37	54,750.33
3/31/1999	44,094.80	5,285.38	49,380.18
6/30/1999	42,702.52	5,880.71	48,583.23
9/30/1999	62,398.32	2,617.51	65,015.83
12/31/1999	38,425.84	1,649.49	40,075.33
3/31/2000	38,078.36	2,437.94	40,516.30
6/30/2000	48,035.24	416.59	48,451.83
9/30/2000	55,285.84	64.91	55,350.75
12/31/2000	56,810.48	80.07	56,890.55
3/31/2001	50,736.52	83.45	50,819.97
6/30/2001	36,201.04	116.86	36,317.90
9/30/2001	46,526.80	146.64	46,673.44
12/31/2001	37,955.14	47.71	38,002.85
3/31/2002	38,688.88	14.13	38,703.01
6/30/2002	54,108.34	11.66	54,120.00
9/30/2002	35,133.66	10.88	35,144.54

12/31/2002	41,013.44	6.44	41,019.88
3/31/2003	49,199.22	14.90	49,214.12
6/30/2003	38,853.40	66.80	38,920.20
9/30/2003	51,334.39	34.97	51,369.36
12/31/2003	39,052.60	7.53	39,060.13
3/31/2004	58,293.59	8.27	58,301.86
6/30/2004	42,162.68	17.01	42,179.69
9/30/2004	47,212.80	83.91	47,296.71
12/31/2004	53,213.43	159.63	53,373.06
3/31/2005	48,385.60	235.67	48,621.27
6/30/2005	41,037.55	337.04	41,374.59
'99 9/30/2005	10,132.51	430.20	10,562.71
'05 9/30/2005	58,050.60	35.90	58,086.50
'99 12/31/2005	-	453.39	453.39
'05 12/31/2005	73,672.20	65.52	73,737.72
'99 3/31/2006	-	366.86	366.86
'05 3/31/2006	77,764.44	61.80	77,826.24
'99 6/30/2006	-	1,683.62	1,683.62
'05 6/30/2006	56,972.44	40.52	57,012.96
99 9/30/2006	-	2,552.54	2,552.54
05 9/30/2006	76,963.68	464.53	77,428.21
99 12/31/2006	-	2,119.81	2,119.81
05 12/31/2006	61,478.35	510.78	61,989.13
99 3/31/07	-	303.12	303.12
05 3/31/07	77,527.55	515.39	78,042.94
05 6/30/07	49,506.33	478.34	49,984.67
05 9/30/07	67,189.08	343.86	67,532.94
07 9/30/07	7,937.14	-	7,937.14
05 12/31/07	-	440.47	440.47
07 12/31/07	65,875.00	207.26	66,082.26
05 03-31-08	-	356.40	356.40
07 03-31-08	63,587.86	223.41	63,811.27
07 06-30-08	56,229.84	67.04	56,296.88
07 09-30-08	78,134.47	42.63	78,177.10
07 12-31-08	35,691.33	43.27	35,734.60
07 03-31-09	47,638.76	36.97	47,675.73
07 06-30-09	33,302.83	8.99	33,311.82
07 09-30-09	59,137.38	29.96	59,167.34
07 12-31-09	43,363.97	14.35	43,378.32
07 03-31-10	51,488.52	25.11	51,513.63
07 06-30-10	42,374.60	9.68	42,384.28
07 09-30-10	65,016.27	10.59	65,026.86
07 12-31-10	51,679.32	34.04	51,713.36
07 03-31-11	37,779.35	66.12	37,845.47
11 03-31-11	17,199.24	0.40	17,199.64
07 06-30-11	-	71.58	71.58
11 06-30-11	46,016.51	14.68	46,031.19
07 09-30-11	-	52.75	52.75
11 09-30-11	60,664.16	30.81	60,694.97
11 12-31-11	47,533.64	28.08	47,561.72
11 03-31-12	50,502.98	64.63	50,567.61
11 06/30/12	45,148.88	85.01	45,233.89
11 09/30/12	63,095.95	40.76	63,136.71
11 12/31/12	45,838.74	57.77	45,896.51
11 03/31/13	55,752.99	76.85	55,829.84
12 06/30/13	46,363.72	71.96	46,435.68

12 09/30/13	64,587.27	2.98	64,590.25
12 12/31/13	49,359.52	1.67	49,361.19
12 03/31/14	64,619.55	4.42	64,623.97
12 06/30/14	54,358.99	1.47	54,360.46
12 09/30/14	81,742.56	3.23	81,745.79
12 12/31/14	56,731.64	17.94	56,749.58
14 12/31/14	7,455.38	10.15	7,465.53
14 03/31/15	73,595.92	24.57	73,620.49
14 06/30/15	59,731.34	2.01	59,733.35
14 09/30/15	76,169.67	4.15	76,173.82
14 12/31/15	70,027.80	1.57	70,029.37
14 03/31/16	76,695.99	5.65	76,701.64
14 06/30/16	66,536.48	4.80	66,541.28
14 09/30/16	89,857.31	2.76	89,860.07
14 12/31/16	78,764.80	2.44	78,767.24
14 03/31/17	95,263.53	4.71	95,268.24
14 06/30/17	75,309.38	3.68	75,313.06
14 09/30/17	104,590.23	5.70	104,595.93
14 12/31/17	85,890.25	4.03	85,894.28
14 03/31/18	94,861.48	4.36	94,865.84
14 06/30/18	78,293.14	2.32	78,295.46
14 09/30/18	111,706.83	5.79	111,712.62
14 12/31/18	119,132.17	10.29	119,142.46
14 03/31/19	68,702.32	34.66	68,736.98
14 06/30/19	85,614.68	29.50	85,644.18
14 09/30/19	137,876.32	14.05	137,890.37
14 12/31/19	62,269.03	7.47	62,276.50
14 03/31/20	143,072.77	12.75	143,085.52
14 06/30/20	11,363.37	1.51	11,364.88
14 09/30/20	19,923.83	1.14	19,924.97
14 12/31/20	37,948.52	2.70	37,951.22
14 03/31/21	59,163.71	8.41	59,172.12
14 06/30/21	84,377.01	5.77	84,382.78
14 09/30/21	119,544.66	14.90	119,559.56
14 12/31/21	99,763.19	9.20	99,772.39
14 03/31/22	117,287.63	9.03	117,296.66
14 06/30/22	67,172.41	2.21	67,174.62
14 09/30/22	105,160.92	8.15	105,169.07
14 12/31/22	97,772.92	35.17	97,808.09
14 03/31/23	112,706.29	103.83	112,810.12
14 06/30/23	86,168.00	62.44	86,230.44
14 09/30/23	110,869.01	85.57	110,954.58
14 12/31/23	98,243.31	22.94	98,266.25
14 03/31/24	121,256.69	51.03	121,307.72
15 06/30/24	104,867.44	94.97	104,962.41

TOTAL	7,534,717.55	64,553.52	7,599,271.07
--------------	---------------------	------------------	---------------------

Interest and additional checks received on '93 PFC Application after Closeout	
Interest earned on '93 PFC Application after Closeout	

Total from QB Qtrly Deposit Detail	\$	104,962.41
Total from this report	\$	104,962.41
Variance	\$	-

PFC No. 14-09-C-00-SUN/PFC No. 15-10-U-00-SUN				
Account Transaction Summary				
Revised June 30, 2024				
Date	Roll Over	Deposit Amount	Transfer Amount	Account Balance
12/10/2014	84,403.34			\$ 84,403.34
12/31/2014		\$ 7,465.53		\$ 91,868.87
12/31/2015			\$ 88,393.00	\$ 3,475.87
1/31/2015		\$ 23,257.94		\$ 26,733.81
2/24/1015			\$ 26,733.00	\$ 0.81
2/28/2015		\$ 21,933.95		\$ 21,934.76
3/5/2015			\$ 21,934.00	\$ 0.76
3/31/2015		\$ 28,428.60		\$ 28,429.36
3/25/2015			\$ 16,000.00	\$ 12,429.36
4/30/2015		\$ 9,760.18		\$ 22,189.54
5/6/2015			\$ 22,189.00	\$ 0.54
5/31/2015		\$ 17,577.11		\$ 17,577.65
6/2/2015			\$ 17,577.00	\$ 0.65
6/30/2015		\$ 32,396.06		\$ 32,396.71
7/6/2015			\$ 32,396.00	\$ 0.71
7/31/2015		\$ 21,410.58		\$ 21,411.29
8/5/2015			\$ 21,411.00	\$ 0.29
8/31/2015		\$ 46,679.62		\$ 46,679.91
9/9/2015			\$ 46,679.00	\$ 0.91
9/30/2015		\$ 8,083.62		\$ 8,084.53
10/13/2015			\$ 8,084.00	\$ 0.53
10/31/2015		\$ 16,955.38		\$ 16,955.91
11/3/2015			\$ 16,955.00	\$ 0.91
11/30/2015		\$ 27,729.17		\$ 27,730.08
12/2/2015			\$ 27,700.00	\$ 30.08
12/31/2015		\$ 25,344.82		\$ 25,374.90
1/12/2016			\$ 25,374.00	\$ 0.90
1/31/2016		\$ 10,908.66		\$ 10,909.56
2/4/2016			\$ 10,909.00	\$ 0.56
2/29/2016		\$ 23,823.70		\$ 23,824.26
3/2/2016			\$ 23,824.00	\$ 0.26
3/31/2016		\$ 41,969.28		\$ 41,969.54
4/19/2016			\$ 41,969.00	\$ 0.54
4/30/2016		\$ 18,623.44		\$ 18,623.98
5/4/2016			\$ 18,623.00	\$ 0.98
5/31/2016		\$ 42,803.56		\$ 42,804.54
6/2/2016			\$ 42,804.00	\$ 0.54
6/30/2016		\$ 5,114.28		\$ 5,114.82
7/6/2016			\$ 5,114.00	\$ 0.82
7/31/2016		\$ 23,535.92		\$ 23,536.74
8/3/2016			\$ 23,536.00	\$ 0.74
8/31/2016		\$ 66,048.46		\$ 66,049.20
9/1/2016			\$ 66,049.00	\$ 0.20
9/30/2016		\$ 275.69		\$ 275.89
10/5/2016			\$ 275.00	\$ 0.89
10/31/2016		\$ 54,224.53		\$ 54,225.42
11/3/2016			\$ 54,225.00	\$ 0.42
11/30/2016		\$ 22.14		\$ 22.56
12/1/2016			\$ 22.00	\$ 0.56
12/31/2016		\$ 24,520.57		\$ 24,521.13
1/4/2017			\$ 24,521.00	\$ 0.13
1/31/2017		\$ 50,714.68		\$ 50,714.81
2/2/2017			\$ 50,500.00	\$ 214.81
2/28/2017		\$ 6,047.40		\$ 6,262.21
3/2/2017			\$ 6,260.00	\$ 2.21
3/31/2017		\$ 38,506.16		\$ 38,508.37
4/4/2017			\$ 38,508.00	\$ 0.37
4/30/2017		\$ 27,876.24		\$ 27,876.61
5/2/2017			\$ 27,876.00	\$ 0.61
5/31/2017		\$ 47,370.55		\$ 47,371.16
6/5/2017			\$ 47,370.00	\$ 1.16
6/30/2017		\$ 66.27		\$ 67.43

PFC No. 14-09-C-00-SUN/PFC No. 15-10-U-00-SUN
Account Transaction Summary
Revised June 30, 2024

Date	Roll Over	Deposit Amount	Transfer Amount	Account Balance
7/31/2017		\$ 70,352.42		\$ 70,419.85
8/17/2017			\$ 69,000.00	\$ 1,419.85
8/31/2017		\$ 34,156.32		\$ 35,576.17
9/7/2017			\$ 34,000.00	\$ 1,576.17
9/30/2017		\$ 87.19		\$ 1,663.36
10/31/2017		\$ 57,729.39		\$ 59,392.75
11/2/2017			\$ 55,000.00	\$ 4,392.75
11/30/2017		\$ 30.97		\$ 4,423.72
12/27/2017			\$ 2,400.00	\$ 2,023.72
12/31/2017		\$ 28,133.92		\$ 30,157.64
1/4/2018			\$ 28,000.00	\$ 2,157.64
1/31/2018		\$ 30,294.56		\$ 32,452.20
2/1/2018			\$ 30,000.00	\$ 2,452.20
2/28/2018		\$ 64,403.92		\$ 66,856.12
3/5/2018			\$ 65,000.00	\$ 1,856.12
3/31/2018		\$ 167.36		\$ 2,023.48
4/30/2018		\$ 52,575.69		\$ 54,599.17
5/2/2018			\$ 52,000.00	\$ 2,599.17
5/3/2018	Chargeback Fee	\$ 2.00		\$ 2,601.17
5/7/2018		\$ (2.00)		\$ 2,599.17
5/31/2018		\$ 25,627.28		\$ 28,226.45
6/5/2018			\$ 25,000.00	\$ 3,226.45
6/30/2018		\$ 92.49		\$ 3,318.94
7/31/2018		\$ 73,299.32		\$ 76,618.26
8/7/2018			\$ 74,000.00	\$ 2,618.26
8/31/2018		\$ 106.55		\$ 2,724.81
9/30/2018		\$ 38,306.75		\$ 41,031.56
10/4/2018			\$ 40,000.00	\$ 1,031.56
10/31/2018		\$ 32,614.48		\$ 33,646.04
11/30/2018		\$ 28,630.07		\$ 62,276.11
12/10/2018			\$ 60,000.00	\$ 2,276.11
12/31/2018		\$ 57,897.91		\$ 60,174.02
1/31/2019		\$ 18.17		\$ 60,192.19
2/28/2019		\$ 27,455.79		\$ 87,647.98
3/31/2019		\$ 41,258.63		\$ 128,906.61
4/30/2019		\$ 58,800.99	\$ 31,575.29	\$ 156,132.31
5/31/2019		\$ 125.41	\$ 128,000.00	\$ 28,257.72
6/30/2019		\$ 26,717.78	\$ 53,000.00	\$ 1,975.50
7/31/2019		\$ 32,788.12		\$ 34,763.62
8/31/2019		\$ 35,966.10	\$ 70,000.00	\$ 729.72
9/30/2019		\$ 69,136.15	\$ 34,172.57	\$ 35,693.30
10/29/2019		\$ 107.77	\$ 34,792.16	\$ 1,008.91
11/20/2019		\$ 30,061.91	\$ 30,063.08	\$ 1,007.74
12/31/2019		\$ 32,106.82	\$ 32,039.49	\$ 1,075.07
1/31/2020		\$ 31,545.27		\$ 32,620.34
2/25/2020			\$ 32,618.34	\$ 2.00
2/29/2020		\$ 33,733.31		\$ 33,735.31
3/10/2020			\$ 33,733.31	\$ 2.00
3/25/2020			\$ 45,080.00	\$ (45,078.00)
3/31/2020		\$ 77,806.94		\$ 32,728.94
4/30/2020		\$ 10.08	\$ 31,726.00	\$ 1,013.02
5/31/2020		\$ 10,041.02	\$ 10,000.00	\$ 1,054.04
6/30/2020		\$ 1,313.78		\$ 2,367.82
7/31/2020		\$ 0.05		\$ 2,367.87
8/31/2020		\$ 19,924.24		\$ 22,292.11
9/30/2020		\$ 0.68	\$ 21,000.00	\$ 1,292.79
10/31/2020		\$ 12,029.33		\$ 13,322.12
11/30/2020		\$ 25,894.54		\$ 39,216.66
12/31/2020		\$ 27.35		\$ 39,244.01
1/31/2021		\$ 13,684.60		\$ 52,928.61

PFC No. 14-09-C-00-SUN/PFC No. 15-10-U-00-SUN				
Account Transaction Summary				
Revised June 30, 2024				
Date	Roll Over	Deposit Amount	Transfer Amount	Account Balance
2/28/2021		\$ 18,007.56		\$ 70,936.17
3/31/2021		\$ 27,479.96	\$ 97,000.00	\$ 1,416.13
4/30/2021		\$ 28,784.09		\$ 30,200.22
5/31/2021		\$ 27,067.70		\$ 57,267.92
6/30/2021		\$ 28,530.99	\$ 57,000.00	\$ 28,798.91
7/31/2021		\$ 38,570.57		\$ 67,369.48
8/31/2021		\$ 42,774.30		\$ 110,143.78
9/30/2021		\$ 38,214.69	\$ 109,000.00	\$ 39,358.47
10/31/2021		\$ 31,892.20		\$ 71,250.67
11/30/2021		\$ 67,654.76		\$ 138,905.43
12/31/2021		\$ 225.43	\$ 138,000.00	\$ 1,130.86
1/31/2022		\$ 75,696.98		\$ 76,827.84
2/28/2022		\$ 41,383.43		\$ 118,211.27
3/31/2022		\$ 216.25	\$ 118,000.00	\$ 427.52
4/30/2022		\$ 25,089.67		\$ 25,517.19
5/31/2022		\$ 41,974.85	\$ 25,515.19	\$ 41,976.85
6/30/2022		\$ 110.10	\$ 40,000.00	\$ 2,086.95
7/31/2022		\$ 33,045.11		\$ 35,132.06
8/31/2022		\$ 38,771.81		\$ 73,903.87
9/30/2022		\$ 33,352.15	\$ 20,000.00	\$ 87,256.02
10/31/2022		\$ 63,703.04		\$ 150,959.06
11/30/2022		\$ 222.92		\$ 151,181.98
12/31/2022		\$ 33,882.13		\$ 185,064.11
1/31/2023		\$ 34,083.50		\$ 219,147.61
2/28/2023		\$ 35,307.05		\$ 254,454.66
3/31/2023		\$ 43,419.57	\$ 260,000.00	\$ 37,874.23
4/30/2023		\$ 31,383.47		\$ 69,257.70
5/31/2023		\$ 27,188.17		\$ 96,445.87
6/30/2023		\$ 27,658.80	\$ 96,000.00	\$ 28,104.67
7/31/2023		\$ 73,597.28		\$ 101,701.95
8/31/2023		\$ 37,231.64		\$ 138,933.59
9/30/2023		\$ 125.66	\$ 139,000.00	\$ 59.25
10/31/2023		\$ 33,508.18		\$ 33,567.43
11/30/2023		\$ 29,296.26		\$ 62,863.69
12/31/2023		\$ 35,461.81	\$ 95,000.00	\$ 3,325.50
1/31/2024		\$ 38,437.34		\$ 41,762.84
2/29/2024		\$ 33,744.82		\$ 75,507.66
3/31/2024		\$ 49,125.56	\$ 75,000.00	\$ 49,633.22
4/30/2024		\$ 39,416.31		\$ 89,049.53
5/31/2024		\$ 33,840.56		\$ 122,890.09
6/30/2024		\$ 31,705.54	\$ 75,000.00	\$ 79,595.63
Total				
	\$84,403.34	\$ 3,315,717.72	\$3,320,525.43	\$79,595.63
		\$3,400,121.06		\$ (2.00)
				\$79,593.63

PFC Approved Expenses	\$ 3,389,855.00
Less Amount Transferred	\$ 3,320,525.43
Total Amount Eligible for Transfer	\$ 69,329.57

Income Total from PFC QB Revenue	\$ 3,400,121.06	**
Total Report		
Total from this report	<u>\$3,400,121.06</u>	
Variance	\$ -	

Please Select the Airport: SUN --- Friedman Memorial ▼

Go

Friedman Memorial	Hailey, ID
City of Hailey and County of Blaine	

Revenue - Public Agency Airport

Approved for Collection	7,590,372
Collections	7,534,718
Interest	64,554
Total Revenue	7,599,271
Uncollected Balance	-8,899
Disbursements	7,521,042
PFC Account Balance	78,229
Legal Expiration Date	09/01/2024
Projected Program Expiration Date	09/01/2024
Projected Months to Collect	2

Pick CY to Display: 2024 ▼

Year	Month	Action	Collections	Interest	Total Revenue	Comments	Last Updated
2024	06	<input type="button" value="Edit"/>	104,867.44	94.97	104,962.41		07/16/2024
2024	05	<input type="button" value="Edit"/>	0.00	0.00	0.00		
2024	04	<input type="button" value="Edit"/>	0.00	0.00	0.00		
2024	03	<input type="button" value="Edit"/>	121,256.69	51.03	121,307.72		04/17/2024
2024	02	<input type="button" value="Edit"/>	0.00	0.00	0.00		
2024	01	<input type="button" value="Edit"/>	0.00	0.00	0.00		

**Friedman Memorial Airport
PFC Transfer Summary
As of June 30, 2024**

4:28 PM

07/15/2024

Accrual Basis

	Type	Date	Num	Name	Memo	Split	Amount	Balance
1002-00 · PFC Savings								-3,129,546.80
1002-05 · MW - Ckg - '14 PFC 813200012950								-3,129,546.80
Total 1002-05 · MW - Ckg - '14 PFC 813200012950							-75,000.00	-3,204,546.80
Total 1002-00 · PFC Savings							-75,000.00	-3,204,546.80
TOTAL							-75,000.00	-3,204,546.80

Transfer	06/27/2024			PFC Transfer		1001-02 · MW - Checking 32050001784	-75,000.00	-3,204,546.80
----------	------------	--	--	--------------	--	-------------------------------------	------------	---------------



Member
FDIC

Date 4/30/24 Page 1
 Primary Account XXXXXXXXXXXXX2950

FRIEDMAN MEMORIAL AIRPORT AUTHORITY
 14 PFC FUND
 1616 AIRPORT CIR
 HAILEY ID 83333-5534

***** CHECKING ACCOUNTS *****

Account Title: FRIEDMAN MEMORIAL AIRPORT AUTHORITY
 14 PFC FUND

BUSINESS MONEY MARKET		Number of Enclosures	2
Account Number	XXXXXXXXXXXX2950	Statement Dates	4/01/24 thru 4/30/24
Previous Balance	49,631.22	Days in the statement period	30
2 Deposits/Credits	39,401.43	Average Ledger	75,884.93
Checks/Debits	.00	Average Collected	75,884.93
Service Charge	.00	Interest Earned	14.88
Interest Paid	14.88	Annual Percentage Yield Earned	0.24%
Ending Balance	89,047.53	2024 Interest Paid	65.91

----- ACTIVITY IN DATE ORDER -----				
Date	Description	Withdrawals	Deposits	Balance
4/11	DDA Regular Deposit	.00	39,379.48	89,010.70
4/30	DDA Regular Deposit	.00	21.95	89,032.65
4/30	Interest Deposit	.00	14.88	89,047.53

----- INTEREST RATE SUMMARY -----		
Date	Rate	
3/31	0.200000%	
4/11	0.250000%	

DATE: 4-11-2024

DATE	DOLLARS	CENTS
CURRENCY		
COINS		
TOTAL CASH	39379	48
CHECKS		
1		
2		
3		
4		
5		
6		
7		
8		
9		
10		
11		
12		
13		
14		
15		
16		
17		
18		
19		
20		
21		
22		
23		
24		
25		
26		
27		
TOTAL FROM OTHER SIDE OF ATTACHED CHECKS	0	0
TOTAL DEPOSIT	39379	48

DEPOSIT TICKET TOTAL ITEMS: 3

DEPOSITS MAY NOT BE AVAILABLE FOR IMMEDIATE WITHDRAWAL.

92-7159/1231

FRIEDMAN MEMORIAL AIRPORT AUTHORITY
1816 AIRPORT CIRCLE
HAILEY, ID 83333

Mountain West Bank
800-641-3461 | MOUNTAINWESTBANK.COM

\$ 39379.48

RE-ENTER GRAND TOTAL IN SCREENED BOXES

⑆ 2317 1955 08 13 2000 12950 ⑈ 01

USE ROUTING NUMBER FROM YOUR CHECKS FOR AUTOMATIC PAYMENTS. CHECKS AND OTHER ITEMS ARE RECEIVED FOR DEPOSIT SUBJECT TO THE PROVISIONS OF THE UNIFORM COMMERCIAL CODE AND ANY APPLICABLE COLLECTION AGREEMENT.

DDA Regular Deposit Date: 04/11 Amount: \$39,379.48

DATE: 4-30-24

DATE	DOLLARS	CENTS
CURRENCY		
COINS		
TOTAL CASH	21	95
CHECKS		
1		
2		
3		
4		
5		
6		
7		
8		
9		
10		
11		
12		
13		
14		
15		
16		
17		
18		
19		
20		
21		
22		
23		
24		
25		
26		
27		
TOTAL FROM OTHER SIDE OF ATTACHED CHECKS	0	0
TOTAL DEPOSIT	21	95

DEPOSIT TICKET TOTAL ITEMS: 2

DEPOSITS MAY NOT BE AVAILABLE FOR IMMEDIATE WITHDRAWAL.

92-7159/1231

FRIEDMAN MEMORIAL AIRPORT AUTHORITY
1816 AIRPORT CIRCLE
HAILEY, ID 83333

Mountain West Bank
800-641-3461 | MOUNTAINWESTBANK.COM

\$ 21.95

RE-ENTER GRAND TOTAL IN SCREENED BOXES

⑆ 2317 1955 08 13 2000 12950 ⑈ 01

USE ROUTING NUMBER FROM YOUR CHECKS FOR AUTOMATIC PAYMENTS. CHECKS AND OTHER ITEMS ARE RECEIVED FOR DEPOSIT SUBJECT TO THE PROVISIONS OF THE UNIFORM COMMERCIAL CODE AND ANY APPLICABLE COLLECTION AGREEMENT.

DDA Regular Deposit Date: 04/30 Amount: \$21.95



Member
FDIC

Date 5/31/24 Page 1
Primary Account XXXXXXXXXXXXX2950

FRIEDMAN MEMORIAL AIRPORT AUTHORITY
14 PFC FUND
1616 AIRPORT CIR
HAILEY ID 83333-5534

***** CHECKING ACCOUNTS *****

Account Title: FRIEDMAN MEMORIAL AIRPORT AUTHORITY
14 PFC FUND

BUSINESS MONEY MARKET		Number of Enclosures	2
Account Number	XXXXXXXXXXXX2950	Statement Dates	5/01/24 thru 6/02/24
Previous Balance	89,047.53	Days in the statement period	33
2 Deposits/Credits	33,802.14	Average Ledger	114,644.17
Checks/Debits	.00	Average Collected	114,644.17
Service Charge	.00	Interest Earned	38.42
Interest Paid	38.42	Annual Percentage Yield Earned	0.37%
Ending Balance	122,888.09	2024 Interest Paid	104.33

----- ACTIVITY IN DATE ORDER -----				
Date	Description	Withdrawals	Deposits	Balance
5/09	DDA Regular Deposit	.00	33,784.80	122,832.33
5/30	DDA Regular Deposit	.00	17.34	122,849.67
6/02	Interest Deposit	.00	38.42	122,888.09

----- INTEREST RATE SUMMARY -----		
Date	Rate	
4/30	0.250000%	
5/09	0.400000%	

DATE	DOLLARS	CENTS
5-9-24		
CURRENCY		
COINS		
TOTAL CASH		
CHECKS	33784	80
1		
2		
3		
4		
5		
6		
7		
8		
9		
10		
11		
12		
13		
14		
15		
16		
17		
18		
19		
20		
21		
22		
23		
24		
25		
26		
27		
28		
29		
30		
TOTAL FROM OTHER SIDE OR ATTACHED LIST		
TOTAL DEPOSIT	33784	80


DEPOSIT TICKET TOTAL ITEMS **4**

DEPOSITS MAY NOT BE AVAILABLE FOR IMMEDIATE WITHDRAWAL

927199/1231

RE-ENTER GRAND TOTAL IN SCREENED BOXES

FRIEDMAN MEMORIAL AIRPORT AUTHORITY
1616 AIRPORT CIRCLE
HAILEY, ID 83333

 \$ **33784.80**

⑆ 23171955⑆ 0813200012950⑆ 01

USE ROUTING NUMBER FROM YOUR CHECKS FOR AUTOMATIC PAYMENTS | CHECKS AND OTHER ITEMS ARE RECEIVED FOR DEPOSIT SUBJECT TO THE PROVISIONS OF THE UNIFORM COMMERCIAL CODE AND ANY APPLICABLE LOCAL OR STATE LAW

DDA Regular Deposit Date: 05/09 Amount: \$33,784.80

DATE	DOLLARS	CENTS
5-30-24		
CURRENCY		
COINS		
TOTAL CASH		
CHECKS	17	34
1		
2		
3		
4		
5		
6		
7		
8		
9		
10		
11		
12		
13		
14		
15		
16		
17		
18		
19		
20		
21		
22		
23		
24		
25		
26		
27		
28		
TOTAL FROM OTHER SIDE OR ATTACHED LIST		
TOTAL DEPOSIT	17	34


DEPOSIT TICKET TOTAL ITEMS **2**

DEPOSITS MAY NOT BE AVAILABLE FOR IMMEDIATE WITHDRAWAL

927199/1231

RE-ENTER GRAND TOTAL IN SCREENED BOXES

FRIEDMAN MEMORIAL AIRPORT AUTHORITY
1616 AIRPORT CIRCLE
HAILEY, ID 83333

 \$ **17.34**

⑆ 23171955⑆ 0813200012950⑆ 01

USE ROUTING NUMBER FROM YOUR CHECKS FOR AUTOMATIC PAYMENTS | CHECKS AND OTHER ITEMS ARE RECEIVED FOR DEPOSIT SUBJECT TO THE PROVISIONS OF THE UNIFORM COMMERCIAL CODE AND ANY APPLICABLE LOCAL OR STATE LAW

DDA Regular Deposit Date: 05/30 Amount: \$17.34



Member
FDIC

Date 6/28/24 Page 1
Primary Account XXXXXXXXXXXXX2950

FRIEDMAN MEMORIAL AIRPORT AUTHORITY
14 PFC FUND
1616 AIRPORT CIR
HAILEY ID 83333-5534

***** CHECKING ACCOUNTS *****

Account Title: FRIEDMAN MEMORIAL AIRPORT AUTHORITY
14 PFC FUND

This Important Deposit Notice modifies our Terms and Conditions of Your Account. The information below is new. All other sections remained the same. Deposit Terms and Conditions and Related Disclosures are available upon request by visiting or calling your local branch.

**An overdraft fee is not charged when the account is overdrawn ten (\$10.00) dollars or less after all items have posted business each day.

BUSINESS MONEY MARKET		Number of Enclosures	3
Account Number	XXXXXXXXXXXX2950	Statement Dates	6/03/24 thru 6/30/24
Previous Balance	122,888.09	Days in the statement period	28
4 Deposits/Credits	106,663.87	Average Ledger	140,408.18
2 Checks/Debits	150,000.00	Average Collected	140,408.18
Service Charge	.00	Interest Earned	41.67
Interest Paid	41.67	Annual Percentage Yield Earned	0.39%
Ending Balance	79,593.63	2024 Interest Paid	146.00

----- ACTIVITY IN DATE ORDER -----				
Date	Description	Withdrawals	Deposits	Balance
6/06	DDA Regular Deposit	.00	31,568.17	154,456.26
6/13	DDA Regular Deposit	.00	69.69	154,525.95
6/27	DDA Regular Deposit	.00	26.01	154,551.96
6/27	Transfer from x1784 to x2950 x2 xfer -wash	.00	75,000.00	229,551.96
6/27	Transfer from x2950 to x1784 PFC Transfer	75,000.00-	.00	154,551.96
6/27	Transfer from x2950 to x1784 PFC Transfer	75,000.00-	.00	79,551.96
6/30	Interest Deposit	.00	41.67	79,593.63

----- INTEREST RATE SUMMARY -----	
Date	Rate
6/02	0.400000%
6/27	0.250000%

DATE 6-6-24

DATE	DOLLARS	CENTS
CURRENCY		
COINS		
TOTAL CASH		
CHECKS		
1		
2		
3		
4		
5		
6		
7		
8		
9		
10		
11		
12		
13		
14		
15		
16		
17		
18		
19		
20		
21		
22		
23		
24		
25		
26		
27		
28		
TOTAL FROM OTHER SIDE OR ATTACHED LIST		
TOTAL		


DEPOSIT TICKET TOTAL ITEMS 1

DEPOSITS MAY NOT BE AVAILABLE FOR IMMEDIATE WITHDRAWAL.

92-7195/1231

RE-ENTER GRAND TOTAL IN SCREENED BOXES

FRIEDMAN MEMORIAL AIRPORT AUTHORITY
1818 AIRPORT CIRCLE
HAILEY, ID 83333

 \$ 31,568.17

⑆ 2317 1955 08 13 2000 12950 ⑆ 01

USE ROUTING NUMBER FROM YOUR CHECKS FOR AUTOMATIC PAYMENTS. CHECKS AND OTHER ITEMS ARE RECEIVED FOR DEPOSIT SUBJECT TO THE PROVISIONS OF THE UNIFORM COMMERCIAL CODE AND ANY APPLICABLE COLLECTION AGREEMENT.

DATE 6-13-24

DATE	DOLLARS	CENTS
CURRENCY		
COINS		
TOTAL CASH		
CHECKS		
1		
2		
3		
4		
5		
6		
7		
8		
9		
10		
11		
12		
13		
14		
15		
16		
17		
18		
19		
20		
21		
22		
23		
24		
25		
26		
27		
28		
TOTAL FROM OTHER SIDE OR ATTACHED LIST		
TOTAL		


DEPOSIT TICKET TOTAL ITEMS 2

DEPOSITS MAY NOT BE AVAILABLE FOR IMMEDIATE WITHDRAWAL.

92-7195/1231

RE-ENTER GRAND TOTAL IN SCREENED BOXES

FRIEDMAN MEMORIAL AIRPORT AUTHORITY
1818 AIRPORT CIRCLE
HAILEY, ID 83333

 \$ 69.69

⑆ 2317 1955 08 13 2000 12950 ⑆ 01

USE ROUTING NUMBER FROM YOUR CHECKS FOR AUTOMATIC PAYMENTS. CHECKS AND OTHER ITEMS ARE RECEIVED FOR DEPOSIT SUBJECT TO THE PROVISIONS OF THE UNIFORM COMMERCIAL CODE AND ANY APPLICABLE COLLECTION AGREEMENT.

DDA Regular Deposit Date: 06/06 Amount: \$31,568.17

DDA Regular Deposit Date: 06/13 Amount: \$69.69

DATE 6-27-24

DATE	DOLLARS	CENTS
CURRENCY		
COINS		
TOTAL CASH		
CHECKS		
1		
2		
3		
4		
5		
6		
7		
8		
9		
10		
11		
12		
13		
14		
15		
16		
17		
18		
19		
20		
21		
22		
23		
24		
25		
26		
27		
28		
TOTAL FROM OTHER SIDE OR ATTACHED LIST		
TOTAL		


DEPOSIT TICKET TOTAL ITEMS 2

DEPOSITS MAY NOT BE AVAILABLE FOR IMMEDIATE WITHDRAWAL.

92-7195/1231

RE-ENTER GRAND TOTAL IN SCREENED BOXES

FRIEDMAN MEMORIAL AIRPORT AUTHORITY
1818 AIRPORT CIRCLE
HAILEY, ID 83333

 \$ 26.01

⑆ 2317 1955 08 13 2000 12950 ⑆ 01

USE ROUTING NUMBER FROM YOUR CHECKS FOR AUTOMATIC PAYMENTS. CHECKS AND OTHER ITEMS ARE RECEIVED FOR DEPOSIT SUBJECT TO THE PROVISIONS OF THE UNIFORM COMMERCIAL CODE AND ANY APPLICABLE COLLECTION AGREEMENT.

DDA Regular Deposit Date: 06/27 Amount: \$26.01

Friedman Memorial Airport
PFC Transaction Detail By Account
 April through June 2024

	Type	Date	Num	Name	Memo	Split	Debit	Credit	Balance
1002-00 · PFC Savings									
1002-05 · MW - Ckg - '14 PFC 813200012950									
	Deposit	04/11/2024			Deposit	-SPLIT-	39,379.48		39,379.48
	Deposit	04/30/2024			Deposit	-SPLIT-	21.95		39,401.43
	Deposit	04/30/2024			Deposit	4520-07 · Interest Revenue - '14 PFC	14.88		39,416.31
	Deposit	05/09/2024			Deposit	-SPLIT-	33,784.80		73,201.11
	Deposit	05/30/2024			Deposit	-SPLIT-	17.34		73,218.45
	Deposit	05/31/2024			Deposit	4520-07 · Interest Revenue - '14 PFC	38.42		73,256.87
	Deposit	06/06/2024			Deposit	-SPLIT-	31,568.17		104,825.04
	Deposit	06/13/2024			Deposit	-SPLIT-	69.69		104,894.73
	Deposit	06/27/2024			Deposit	-SPLIT-	26.01		104,920.74
	Deposit	06/28/2024			Deposit	4520-07 · Interest Revenue - '14 PFC	41.67		104,962.41
	Transfer	06/27/2024			PFC Transfer	1001-02 · MW - Checking 32050001784		75,000.00	29,962.41
Total 1002-05 · MW - Ckg - '14 PFC 813200012950							104,962.41	75,000.00	29,962.41
Total 1002-00 · PFC Savings							104,962.41	75,000.00	29,962.41
4000-00 · AIRCARRIER									
4010-07 · Aircarrier - '14 PFC App									
	Invoice	04/11/2024	37136	Delta Airlines, Inc. - PFC	Aircarrier - '14 PFC Application	1010-00 · Accounts Receivable		12,305.39	-12,305.39
	Invoice	04/11/2024	37137	United Airlines - PFC	Aircarrier - '14 PFC Application	1010-00 · Accounts Receivable		23,302.84	-35,608.23
	Invoice	04/11/2024	37138	Virgin Atlantic International Airlines	Aircarrier - '14 PFC Application	1010-00 · Accounts Receivable		8.78	-35,617.01
	Invoice	04/11/2024	37139	Alaska Airlines - PFC	Aircarrier - '14 PFC Application	1010-00 · Accounts Receivable		3,679.06	-39,296.07
	Invoice	04/11/2024	37140	Emirates	Aircarrier - '14 PFC Application	1010-00 · Accounts Receivable		4.39	-39,300.46
	Invoice	04/11/2024	37142	AeroMexico	Aircarrier - '14 PFC Application	1010-00 · Accounts Receivable		61.46	-39,361.92
	Invoice	04/11/2024	37143	Compania Panamena De Aviacion	Aircarrier - '14 PFC Application	1010-00 · Accounts Receivable		17.56	-39,379.48
	Invoice	04/26/2024	37161	Singapore Airlines Limited	Aircarrier - '14 PFC Application	1010-00 · Accounts Receivable		8.78	-39,388.26
	Invoice	04/30/2024	37165	Lufthansa German Airlines	Aircarrier - '14 PFC Application	1010-00 · Accounts Receivable		13.17	-39,401.43
	Invoice	05/09/2024	37204	Delta Airlines, Inc. - PFC	Aircarrier - '14 PFC Application	1010-00 · Accounts Receivable		14,089.31	-53,490.74
	Invoice	05/09/2024	37205	United Airlines - PFC	Aircarrier - '14 PFC Application	1010-00 · Accounts Receivable		16,326.42	-69,817.16
	Invoice	05/09/2024	37206	American Airlines, Inc.	Aircarrier - '14 PFC Application	1010-00 · Accounts Receivable		4.17	-69,821.33
	Invoice	05/09/2024	37207	Virgin Atlantic International Airlines	Aircarrier - '14 PFC Application	1010-00 · Accounts Receivable		8.67	-69,830.00
	Invoice	05/09/2024	37208	Alaska Airlines - PFC	Aircarrier - '14 PFC Application	1010-00 · Accounts Receivable		3,290.49	-73,120.49
	Invoice	05/09/2024	37209	LATAM Airlines Group, S.A.	Aircarrier - '14 PFC Application	1010-00 · Accounts Receivable		4.39	-73,124.88
	Invoice	05/09/2024	37210	Compania Panamena De Aviacion	Aircarrier - '14 PFC Application	1010-00 · Accounts Receivable		4.39	-73,129.27
	Invoice	05/09/2024	37211	Lanperu Airlines	Aircarrier - '14 PFC Application	1010-00 · Accounts Receivable		4.39	-73,133.66
	Invoice	05/09/2024	37212	AeroMexico	Aircarrier - '14 PFC Application	1010-00 · Accounts Receivable		52.57	-73,186.23
	Invoice	05/29/2024	37238	Air France	Aircarrier - '14 PFC Application	1010-00 · Accounts Receivable		4.17	-73,190.40
	Invoice	05/28/2024	37239	Lufthansa German Airlines	Aircarrier - '14 PFC Application	1010-00 · Accounts Receivable		13.17	-73,203.57
	Invoice	06/03/2024	37268	Delta Airlines, Inc. - PFC	Aircarrier - '14 PFC Application	1010-00 · Accounts Receivable		13,967.19	-87,170.76
	Invoice	06/03/2024	37269	United Airlines - PFC	Aircarrier - '14 PFC Application	1010-00 · Accounts Receivable		14,776.29	-101,947.05
	Invoice	06/03/2024	37270	Alaska Airlines - PFC	Aircarrier - '14 PFC Application	1010-00 · Accounts Receivable		2,824.69	-104,771.74
	Invoice	06/13/2024	37297	Compania Panamena De Aviacion	Aircarrier - '14 PFC Application	1010-00 · Accounts Receivable		8.78	-104,780.52
	Invoice	06/13/2024	37298	AeroMexico	Aircarrier - '14 PFC Application	1010-00 · Accounts Receivable		60.91	-104,841.43
	Invoice	06/27/2024	37321	Lufthansa German Airlines	Aircarrier - '14 PFC Application	1010-00 · Accounts Receivable		8.78	-104,850.21
	Invoice	06/27/2024	37322	Air France	Aircarrier - '14 PFC Application	1010-00 · Accounts Receivable		17.23	-104,867.44
Total 4010-07 · Aircarrier - '14 PFC App							0.00	104,867.44	-104,867.44
Total 4000-00 · AIRCARRIER							0.00	104,867.44	-104,867.44
4520-00 · INTEREST REVENUE									
4520-07 · Interest Revenue - '14 PFC									
	Deposit	04/30/2024			Deposit	1002-05 · MW - Ckg - '14 PFC 813200012950		14.88	-14.88
	Deposit	05/31/2024			Deposit	1002-05 · MW - Ckg - '14 PFC 813200012950		38.42	-53.30
	Deposit	06/28/2024			Deposit	1002-05 · MW - Ckg - '14 PFC 813200012950		41.67	-94.97
Total 4520-07 · Interest Revenue - '14 PFC							0.00	94.97	-94.97
Total 4520-00 · INTEREST REVENUE							0.00	94.97	-94.97
TOTAL							104,962.41	179,962.41	-75,000.00

Deposits	\$ 104,962.41
Less Interest Revenue	\$ (94.97)
	\$ 104,867.44
Invoices	\$ 104,867.44
Variance	\$ -