

**NOTICE OF A REGULAR MEETING OF
THE FRIEDMAN MEMORIAL AIRPORT AUTHORITY**

PLEASE TAKE NOTICE that a regular meeting of the Friedman Memorial Airport Authority shall be held Tuesday, December 3, 2024 at 5:30 p.m. at the Old Blaine County Courthouse Meeting Room Hailey, Idaho.

This meeting is open to the public and attendees are able to attend in person or by web access. Web access instructions below:

Please join the meeting from your computer, tablet, or smartphone.

<https://www.microsoft.com/en-us/microsoft-teams/join-a-meeting>

Meeting ID: 241 310 773 002

Meeting Passcode: TSKRDd

You can also dial in using your phone.

United States: 1 (208) 996-1013

Dial In Conference ID: 436 433 38#

The proposed Agenda for the meeting is as follows:

**AGENDA
December 3, 2024**

- I. **APPROVE AGENDA – ACTION ITEM**
- II. **PUBLIC COMMENT (10 Minutes Allotted)**
- III. **FRIEDMAN MEMORIAL AIRPORT AUTHORITY MEETING MINUTES OF:**
 - A. November 5, 2024, Regular Meeting – Motion to Approve – **Attachment #1 ACTION ITEM**
- IV. **REPORTS**
 - A. Chair Report
 - B. Blaine County Report
 - C. City of Hailey Report
 - D. Fly Sun Valley Alliance Report
 - E. Staff Team Report
- V. **AIRPORT STAFF BRIEF**
 - A. Noise Complaints in November
 - B. Profit & Loss, ATCT Traffic Operations Count and Enplanement Data for September **Attachment #2 - #4**
 - C. Airport Commercial Flight Interruptions (unofficial)
 - D. Review Correspondence
 1. None
- VI. **ACTION ITEMS (a vote may occur but is not required to be taken)**
 - A. NEW BUSINESS
 1. Surplus Property Disposal - Consideration of Approval – **ACTION ITEM**
 - B. CONTINUING BUSINESS
 1. None
- VII. **UPDATES AND DISCUSSION**
 - A. NEW BUSINESS
 1. None
 - B. CONTINUING BUSINESS
 1. Miscellaneous
 - i. Independent Board Member Selection Process – Update and Discussion
 2. Construction and Capital Projects
 - i. None
 3. Airport Planning Projects
 - i. None
- VIII. **PUBLIC COMMENT**
- IX. **ADJOURNMENT**

FMAA Meeting Brief 12-03-2024

III. FRIEDMAN MEMORIAL AIRPORT AUTHORITY MEETING MINUTES OF:

November 5, 2024, Regular Meeting – Motion to Approve – **Attachment #1 ACTION ITEM**

IV. REPORTS

A. Chair Report

This item is on the agenda to permit a Chair report if appropriate.

B. Blaine County Report

This item is on the agenda to permit a County report if appropriate.

C. City of Hailey Report

This item is on the agenda to permit a City report if appropriate.

D. Fly Sun Valley Alliance Report

This item is on the agenda to permit a report if appropriate.

E. Staff Team Report

This item is on the agenda to permit a Staff Team’s report if appropriate.

V. AIRPORT STAFF BRIEF

A. Noise Complaints in November:

LOCATION	DATE	TIME	AIRCRAFT TYPE	INCIDENT	ACTION/RESPONSE
Hailey	11/14/2024	10:20	N804WG 2024Epic Aircraft Epic LT Fountainhead Aviation	flying southerly over valley 12000 feet extremely loud wind was NOT from the north	The Airport investigated the matter and Deputy Director of Operations wrote back to the resident. The Airport was unable to determine which flight(s) the resident may have been referring to. The specific aircraft that was cited in the complaint did not fly anywhere near South-Central Idaho that day. However, based on the 12,000 foot-altitude, observed by the resident, if there was an aircraft in the vicinity, that altitude is standard, routine, and perfectly legal with FAA

FMAA Meeting Brief 12-03-2024

					<p>flight procedures and safety regulations.</p> <p>It's important to note that the Federal Aviation Administration has complete and exclusive sovereignty and jurisdiction over the use of all airspace within the United States. Consequently, states and local governments may not regulate in the fields of aviation safety or airspace. FMAA cannot prevent aircraft from transiting the airspace over the Wood River Valley.</p>
Bellevue	11/9/2024	11:55	Prop Plane	<p>Resident states a yellow prop plane continues to buzz her property in the Bellevue triangle.</p> <p>The Airport is aware that aircraft are being utilized for crop dusting in that vicinity. The aircraft are not operating in or out of SUN. Crop dusting is a regulated and legal activity governed by FAA regulations. SUN airport is unable to prohibit or discriminate against legitimate aeronautical activity.</p>	<p>Deputy Director of Operations returned call to resident to explain that the incident was related to agricultural crop dusting operations occurring over the Bellevue Triangle. This aircraft did not utilize SUN for any of its operations. FMAA cannot prevent aircraft from utilizing airspace over the Wood River Valley</p>
Bellevue	11/7/2024	15:49	Prop Plane	<p>Plane continuously has been circling our neighborhood and flying really low to our houses, like barely above the power lines.</p>	<p>Deputy Director of Operations wrote back to the resident to explain that the incident was related to agricultural crop dusting operations occurring over the Bellevue Triangle. This aircraft did not utilize SUN for any of its operations. FMAA cannot prevent aircraft from utilizing airspace over the Wood River Valley</p>

B. Profit & Loss, ATCT Traffic Operations Count and Enplanement Data - **Attachments #2 - #4**

Attachment #2 is Friedman Memorial Airport Profit & Loss Budget vs. Actual (unaudited)

Attachment #3 are ATCT Traffic Operations Record comparison by month for October.

Attachment #4 are Enplanements, Deplanements and Seat Occupancy data for October.

FMAA Meeting Brief 12-03-2024

The following revenue and expense analysis is provided for Board information and review:

October 2024		
Total Non-Federal Revenue	October, 2024	\$794,303
Total Non-Federal Revenue	October, 2023	\$(321,599)
Total Non-Federal Revenue	FY '25 thru October	\$794,303
Total Non-Federal Revenue	FY '24 thru October	\$(321,599)
Total Non-Federal Expenses	October, 2024	\$499,187
Total Non-Federal Expenses	October, 2023	\$521,562
Total Non-Federal Expenses	FY '25 thru October	\$499,187
Total Non-Federal Expenses	FY '24 thru October	\$521,562
Net Income excluding Federal Programs	FY '25 thru October	\$295,116
Net Income excluding Federal Programs	FY '24 thru October	\$(843,161)
Net Income to include Federal Programs	FY '25 thru October	\$(137,311)
Net Income to include Federal Programs	FY '24 thru October	\$(1,064,121)

C. Airport Commercial Inbound Flight Interruptions (unofficial):

AIRLINE	FLIGHT CANCELLATIONS		FLIGHT DIVERSIONS	
	November 2024		November 2024	
Alaska Airlines	0		0	
Delta	0		0	
United	1		0	

D. Review Correspondence

1. None.

VI. ACTION ITEMS (a vote may occur but is not required to be taken)

A. NEW BUSINESS

1. Surplus Property Disposal – Consideration of Approval – **ACTION ITEM**

Airport Staff has identified two pieces of equipment for surplus disposal. These pieces of equipment are no longer needed for airport operations and/or maintenance purposes and include:

1996 Tiger Tractor and snow blower - S/N D201585 – HRS 3868 – Value \$10k-15k

2001 Case 921c Loader with bare tool carrier – S/N JEE012620 – HRS 4710 – Value TBD

FMAA Meeting Brief 12-03-2024

Staff is requesting declaration of these two pieces of equipment as surplus property. Once declared as surplus by the Board, Staff will move forward with the disposal of the items via a sealed bid process. Staff will work with legal counsel to ensure the disposal process will follow all applicable local, state, and federal surplus disposal requirements.

ACTION REQUESTED: Motion to declare these items as surplus property and approve Staff to initiate the sealed bid process for disposal.

- B. Continuing Business
 - 1. None.

VII. UPDATES AND DISCUSSION

- A. NEW BUSINESS
 - 1. None

- B. CONTINUING BUSINESS

- 1. Miscellaneous
 - i. Independent Board Member Selection Process – Update and Discussion

The current Independent Board Member term expires at the end of December.

The solicitation for statements of interest and resumes from interested applicants for the Independent Board Member position has been posted since the third week of September. To date, 11 submittals have been received.

Based on the Board’s direction at the November meeting, legal counsel and Staff are coordinating initial screening of submittals and a potential interview schedule with the full Board. An update will be provided to the Board at the meeting.

- 2. Construction and Capital Projects
 - i. None
- 3. Airport Planning Projects
 - i. None

VIII. PUBLIC COMMENT

IX. ADJOURNMENT

MINUTES OF A REGULAR MEETING

**OF THE
FRIEDMAN MEMORIAL AIRPORT AUTHORITY
November 5, 2024
5:30 P.M.**

IN ATTENDANCE:

BOARD MEMBERS:

Board Chair – Martha Burke, Vice-Chair Muffy Davis, Secretary – Angenie McCleary, Board Members – Jacob Greenberg, John Strauss, Sam Linnet, Lindsay Mollineaux and Treasurer – Ron Fairfax

FRIEDMAN MEMORIAL AIRPORT STAFF:

Airport Director – Chris Pomeroy, Deputy Director, Finance & Administration – Brian Blackburn, Deputy Director, Operations and Maintenance – Timothy Burke, Security Manager – Steve Guthrie, Administrative Coordinator II – Janice Hicks.

CONSULTANTS:

Nathan Culvala - Ardurra and Brent Davis - BD Consulting.

AIRPORT LEGAL COUNSEL:

Lawson Laski Clark PLLC - Jim Laski and Kaplan Kirsch & Rockwell LLP - Peter Kirsch.

CALL TO ORDER: The meeting was called to order at 5:30 p.m. by Board Chair Burke

I. APPROVE AGENDA

A motion to approve the agenda as presented.

MOTION: *Made to approve the agenda as presented by Secretary McCleary. Seconded by Board Member Linnet.*

**MOTION PASSED UNANIMOUSLY
3:11**

II. PUBLIC COMMENT

None.

3:57

III. APPROVE FMAA MEETING MINUTES

A. October 1, 2024, Regular Meeting – Motion to Approve – **Attachment #1 ACTION ITEM**

MOTION: *Made by Vice Chair Davis to approve the minutes as presented. Seconded by Secretary McCleary.*

**MOTION PASSED UNANIMOUSLY
4:23**

IV. REPORTS

A. Chair Report

No report given.

B. Blaine County Report

No report given.

C. City of Hailey Report

No report given.

D. Fly Sun Valley Report

No report given.

E. Airport Team Reports (see Power Point Presentation)

Airport Director Pomeroy reported that enplanements were up September 2024 versus 2023, 22.6% due to the extension of our services during shoulder season, leaving enplanements up 12.4% over 2023. Operations were up October 2024 over 2023 by 11.7% but the year to date are down at 1.7%.

7:14

V. AIRPORT STAFF BRIEF

A. No Noise Complaints in October.

B. Profit & Loss, ATCT Traffic Operations Count and Enplanement Data (**See Attachment #2-#4**)

C. Airport Commercial Flight Interruptions (unofficial)

D. Review Correspondence

1. None.

VI. ACTION ITEMS

A. NEW BUSINESS

1. Consultant Selection for Engineering Services – Consideration of Selection **ACTION ITEM.**

The 5-year term for Ardurra, our current selection for engineering and architectural services, was nearing its end. The FAA requires consultant selection, so staff initiated a reselection process consisting of a Request for Qualifications being published in early September. The window for submittals was through October 17th. One submittal was received, and that was for Ardurra. Select members of the Board compared the submittal from Ardurra to the Request for Qualifications and ultimately recommended them.

MOTION: *Made by Board Member Greenberg to reselect Ardurra to provide engineering services at the airport for a new five (5) year period. Seconded by Vice Chair Davis.*

MOTION PASSED UNANIMOUSLY

11:52

2. Expressive Speech Policy – Consideration of Approval – **Attachment #5 ACTION ITEM**

Tim Burke, Deputy Director, Operations and Maintenance, along with our attorneys, Jim Laski and Peter Kirsch, drafted an Expressive Speech Policy that is within the boundaries of the US Constitution and also respected people’s First Amendment rights to express themselves freely. Board Member Greenberg pointed out a grammatical error on page 2 at the bottom. Tim Burke will correct.

MOTION: Made by Board Member Strauss to adopt the proposed Expressive Speech policy for the Airport. Seconded by Secretary McCleary.

**MOTION PASSED UNANIMOUSLY
16:58**

B. CONTINUING BUSINESS

1. Future Aeronautical Development RFP – Consideration of Lease Agreement Approval - **Attachment #6, #7, #8 ACTION ITEM**

On July 2, 2024, the Board accepted the recommendation of the Selection Committee and directed Staff to enter negotiations with Clay Lacy Aviation for an FBO/Hangar lease. Staff and legal counsel have been in negotiations with the proposer and have drafted a Lease Agreement which is up for consideration of approval tonight. The meeting was open to the Board for discussion. Board Member Strauss asked several questions regarding the specifics of the lease. Legal response was consistent in that the lease is appropriate to adopt and meets the standards set forth in the RFP.

Chair Burke opened the matter for public comment, none was received.

MOTION: Made by Board Member Linnet to approve the proposed draft Airport Lease Agreement between FMAA and Clay Lacy and authorize the Chair to sign based on final legal review. Seconded by Board Member Greenberg.

Roll Call Vote:

Board Member Davis	Yes
Board Member Mollineaux	Yes
Board Member Greenberg	Yes
Board Member McCleary	Yes
Board Member Linnet	Yes
Board Chair Burke	Yes
Board Member Strauss	No

**MOTION PASSED
59:21.**

VII. UPDATES AND DISCUSSION

A. NEW BUSINESS

1. None.

B. CONTINUING BUSINESS

1. Miscellaneous

i. Independent Board Member Selection Process – Update and Discussion

The Board is still actively collecting applications for the Independent Board Member position. It was decided the deadline for submitting applications will be November 27, 2024, and posted as such on the website. A few members of the Board, consisting of Sam Linnet, Lindsay Mollineaux, and Martha Burke will review the applications and set a special meeting in mid-December for interviews to narrow it down to 4 (four) or 5 (five) candidates. Those selected will be invited to an open session to be deliberated and decided upon.

1:05

2. Construction and Capital Projects

i. None

3. Airport Planning Projects

i. None

VIII. PUBLIC COMMENT

None.

1:05:28

IX. ADJOURNMENT (6:36pm)

November 5, 2024, Regular Meeting of the Friedman Memorial Airport Authority was adjourned at 6:36p.m.

Angenie McCleary, Secretary

** Additional resources/materials that should be reviewed with these meeting minutes include but are not limited to the Friedman Memorial Airport Authority Board Packet briefing, the PowerPoint presentation prepared for this meeting and any referenced attachments.*

Friedman Memorial Airport

Profit & Loss Budget vs. Actual (COMBINED '25)

1:06 PM

11/20/2024

Accrual Basis

	Oct 24	Budget	\$ Over Budget	% of Budget
Ordinary Income/Expense				
Income				
4000-00 · AIRCARRIER				
4000-01 · Aircarrier - Lease Space	47,024.52	529,885.00	-482,860.48	8.87%
4000-02 · Aircarrier - Landing Fees	15,478.61	286,355.00	-270,876.39	5.41%
4000-03 · Aircarrier - Gate Fees	0.00	0.00	0.00	0.0%
4000-04 · Aircarrier - Utility Fees	30.00	360.00	-330.00	8.33%
4010-07 · Aircarrier - '14 PFC App	37,621.44	440,000.00	-402,378.56	8.55%
Total 4000-00 · AIRCARRIER	100,154.57	1,256,600.00	-1,156,445.43	7.97%
4020-00 · TERMINAL AUTO PARKING REVENUE				
4020-01 · Automobile Parking - Terminal	78,296.01	900,000.00	-821,703.99	8.7%
4020-02 · Automobile Parking - Passes	380.00	600.00	-220.00	63.33%
Total 4020-00 · TERMINAL AUTO PARKING REVENUE	78,676.01	900,600.00	-821,923.99	8.74%
4030-00 · AUTO RENTAL REVENUE				
4030-01 · Automobile Rental - Commission	35,471.10	728,300.00	-692,828.90	4.87%
4030-02 · Automobile Rental - Lease Space	2,914.08	34,000.00	-31,085.92	8.57%
4030-03 · Automobile Rental - Auto Prkng	6,430.58	72,000.00	-65,569.42	8.93%
4030-04 · Automobile Rental - Utilities	0.00	2,500.00	-2,500.00	0.0%
4030-00 · AUTO RENTAL REVENUE - Other	0.00	0.00	0.00	0.0%
Total 4030-00 · AUTO RENTAL REVENUE	44,815.76	836,800.00	-791,984.24	5.36%
4040-00 · TERMINAL CONCESSION REVENUE				
4040-01 · Terminal Shops - Commission	2,470.53	44,000.00	-41,529.47	5.62%
4040-03 · Terminal Shops - Utility Fees	0.00	2,500.00	-2,500.00	0.0%
4040-10 · Advertising - Commission	6,118.75	45,000.00	-38,881.25	13.6%
4040-11 · Vending Machines - Commission	768.19	7,350.00	-6,581.81	10.45%
4040-12 · Terminal ATM	50.00	600.00	-550.00	8.33%
Total 4040-00 · TERMINAL CONCESSION REVENUE	9,407.47	99,450.00	-90,042.53	9.46%

	Oct 24	Budget	\$ Over Budget	% of Budget
4050-00 · FBO REVENUE				
4050-01 · FBO - Lease Space	49,488.26	199,838.00	-150,349.74	24.76%
4050-02 · FBO - Overnight Parking Fees	28,739.25	561,673.00	-532,933.75	5.12%
4050-04 · FBO - Commission	2,926.35	58,122.00	-55,195.65	5.04%
Total 4050-00 · FBO REVENUE	81,153.86	819,633.00	-738,479.14	9.9%
4060-00 · FUEL FLOWAGE REVENUE				
4060-01 · Fuel Flowage - FBO	37,858.32	464,500.00	-426,641.68	8.15%
Total 4060-00 · FUEL FLOWAGE REVENUE	37,858.32	464,500.00	-426,641.68	8.15%
4070-00 · TRANSIENT LANDING FEES REVENUE				
4070-02 · Landing Fees - Non-Comm./Gov't	150,366.07	607,000.00	-456,633.93	24.77%
Total 4070-00 · TRANSIENT LANDING FEES REVENUE	150,366.07	607,000.00	-456,633.93	24.77%
4080-00 · HANGAR REVENUE				
4080-01 · Land Lease - Hangar	173,434.53	783,400.00	-609,965.47	22.14%
4080-02 · Land Lease - Hangar/Trans. Fee	106.25	100,000.00	-99,893.75	0.11%
4080-03 · Hangar/Utilities (E8,11,24)	0.00	500.00	-500.00	0.0%
4080-05 · Land Lease - FMA Hangar Rentals	12,824.50	50,000.00	-37,175.50	25.65%
Total 4080-00 · HANGAR REVENUE	186,365.28	933,900.00	-747,534.72	19.96%
4090-00 · TIEDOWN PERMIT FEES REVENUE				
4090-01 · Tiedown Permit Fees (FMA)	0.00	37,000.00	-37,000.00	0.0%
Total 4090-00 · TIEDOWN PERMIT FEES REVENUE	0.00	37,000.00	-37,000.00	0.0%
4100-00 · CARGO CARRIERS REVENUE				
4100-02 · Cargo Carriers - Tiedown	0.00	5,500.00	-5,500.00	0.0%
Total 4100-00 · CARGO CARRIERS REVENUE	0.00	5,500.00	-5,500.00	0.0%
4110-00 · MISCELLANEOUS REVENUE				
4110-01 · Misc. Revenue	0.00	2,000.00	-2,000.00	0.0%
4900-00 · GAIN/LOSS ON EQUIP. DISP.	0.00	0.00	0.00	0.0%
4110-00 · MISCELLANEOUS REVENUE - Other	0.00	0.00	0.00	0.0%
Total 4110-00 · MISCELLANEOUS REVENUE	0.00	2,000.00	-2,000.00	0.0%
4120-00 · GROUND TRANSP. PERMIT REVENUE				
4120-01 · Ground Transportation Permit	0.00	24,000.00	-24,000.00	0.0%

	Oct 24	Budget	\$ Over Budget	% of Budget
4120-02 · GTSP - Trip Fee	480.00	0.00	480.00	100.0%
Total 4120-00 · GROUND TRANSP. PERMIT REVENUE	480.00	24,000.00	-23,520.00	2.0%
4400-00 · TSA/SECURITY				
4400-02 · Terminal Lease	3,535.42	42,425.00	-38,889.58	8.33%
4400-03 · Security Prox. Cards	22,580.00	33,500.00	-10,920.00	67.4%
Total 4400-00 · TSA/SECURITY	26,115.42	75,925.00	-49,809.58	34.4%
4450-00 · RANCH REVENUE				
4450-01 · Ranch House Rent	600.00	7,200.00	-6,600.00	8.33%
4450-02 · Ranch Lease	4,500.00	54,000.00	-49,500.00	8.33%
Total 4450-00 · RANCH REVENUE	5,100.00	61,200.00	-56,100.00	8.33%
4500-00 · IDAHO STATE GRANT PROGRAM REV.				
4500-23 · SUN-23	0.00	0.00	0.00	0.0%
Total 4500-00 · IDAHO STATE GRANT PROGRAM REV.	0.00	0.00	0.00	0.0%
4520-00 · INTEREST REVENUE				
4520-01 · Interest Revenue - General	72,961.79	250,000.00	-177,038.21	29.19%
4520-07 · Interest Revenue - '14 PFC	69.79	0.00	69.79	100.0%
4520-11 · Interest Revenue - Leases	0.00	0.00	0.00	0.0%
4520-12 · Interest Revenue - CFC	778.49	0.00	778.49	100.0%
Total 4520-00 · INTEREST REVENUE	73,810.07	250,000.00	-176,189.93	29.52%
4600-00 · Relief Grants Oper.				
4600-01 · Coronavirus Relief Grants Oper.	0.00	0.00	0.00	0.0%
4600-02 · CRRSA/ARPA Operational	0.00	900,000.00	-900,000.00	0.0%
Total 4600-00 · Relief Grants Oper.	0.00	900,000.00	-900,000.00	0.0%
4749-00 · AIP '49 - Acq. SRE/Pavement Mai				
4749-01 · AIP '49 - Acq. SRE/Pavement Mai	0.00	0.00	0.00	0.0%
Total 4749-00 · AIP '49 - Acq. SRE/Pavement Mai	0.00	0.00	0.00	0.0%
4750-00 · Terminal Area Plan (TAP)				
4750-01 · Terminal Area Plan	0.00	0.00	0.00	0.0%
Total 4750-00 · Terminal Area Plan (TAP)	0.00	0.00	0.00	0.0%
4752-00 · CARES Act				

	Oct 24	Budget	\$ Over Budget	% of Budget
4752-01 · CARES Act	0.00	0.00	0.00	0.0%
Total 4752-00 · CARES Act	0.00	0.00	0.00	0.0%
4753-00 · AIP '53 - Rehabilitate Runway				
4753-01 · AIP '53 - Rehabilitate Runway	-84,602.36	0.00	-84,602.36	100.0%
Total 4753-00 · AIP '53 - Rehabilitate Runway	-84,602.36	0.00	-84,602.36	100.0%
4756-00 · AIP '56 - Rehab Runway Phase 2				
4756-01 · AIP '56 - Rehab Runway Phase 2	-60,381.96	0.00	-60,381.96	100.0%
Total 4756-00 · AIP '56 - Rehab Runway Phase 2	-60,381.96	0.00	-60,381.96	100.0%
4758-00 · AIP '58 - Rehab Runway Phase 3				
4758-01 · AIP '58 - Rehab Runway Phase 3	0.00	0.00	0.00	0.0%
Total 4758-00 · AIP '58 - Rehab Runway Phase 3	0.00	0.00	0.00	0.0%
4759-00 · AIP '59 - Acquire Land for Appr				
4759-01 · AIP '59 - Acquire Land for Appr	0.00	0.00	0.00	0.0%
Total 4759-00 · AIP '59 - Acquire Land for Appr	0.00	0.00	0.00	0.0%
4760-00 · AIP '60 - CARES Dev. Addendum				
4760-01 · AIP '60 - CARES Dev. Addendum	0.00	0.00	0.00	0.0%
Total 4760-00 · AIP '60 - CARES Dev. Addendum	0.00	0.00	0.00	0.0%
4761-00 · AIP '61 - Airfield Pavement Etc				
4761-01 · AIP '61 - Airfield Pavement Etc	-271,397.18			
Total 4761-00 · AIP '61 - Airfield Pavement Etc	-271,397.18			
4850-00 · CFC Pass-through Revenue	31,853.90	0.00	31,853.90	100.0%
Total Income	409,775.23	7,274,108.00	-6,864,332.77	5.63%
Gross Profit	409,775.23	7,274,108.00	-6,864,332.77	5.63%
Expense				
5000 · EXPENDITURES				
5000-00 · "A" EXPENSES				
5000-01 · Salaries - Airport Director	15,277.88	183,335.00	-168,057.12	8.33%
5010-00 · Salaries - Deputy Director F&A	10,572.91	131,250.00	-120,677.09	8.06%
5010-01 · Salaries - Admin Coordinator	5,902.94	71,492.00	-65,589.06	8.26%
5010-04 · Salaries - Business Ops Coord	3,028.39	73,500.00	-70,471.61	4.12%

	Oct 24	Budget	\$ Over Budget	% of Budget
5020-00 · Salaries - Deputy Director O&M	12,634.44	155,311.00	-142,676.56	8.14%
5030-00 · Salaries - ARFF/OPS Specialist	50,452.36	618,478.00	-568,025.64	8.16%
5030-01 · Salaries - Parking Specialists	9,389.51	113,400.00	-104,010.49	8.28%
5040-00 · Salaries - Security Manager	8,965.96	111,302.00	-102,336.04	8.06%
5050-00 · Salaries- Seasonal-Snow Removal	1,390.50	50,000.00	-48,609.50	2.78%
5050-01 · Salaries - Seasonal - Arpt Host	0.00	5,000.00	-5,000.00	0.0%
5050-02 · Salaries - Merit Increase	0.00	0.00	0.00	0.0%
5050-03 · Salaries - One-time Pay	0.00	35,000.00	-35,000.00	0.0%
5050-04 · Salaries - ARFF Coverage	756.00	2,500.00	-1,744.00	30.24%
5060-01 · Overtime - General	522.18	15,000.00	-14,477.82	3.48%
5060-02 · Overtime - Snow Removal	0.00	45,000.00	-45,000.00	0.0%
5070-05 · Compensated Absenses Accrued	0.00	0.00	0.00	0.0%
5100-00 · Retirement	13,044.41	184,970.00	-171,925.59	7.05%
5110-00 · Social Security/Medicare	8,811.08	123,208.00	-114,396.92	7.15%
5120-00 · Life Insurance	96.63	2,000.00	-1,903.37	4.83%
5130-00 · Medical Insurance	26,315.22	260,000.00	-233,684.78	10.12%
5160-00 · Workman's Compensation	0.00	20,000.00	-20,000.00	0.0%
5170-00 · Unemployment Claims	0.00	0.00	0.00	0.0%
Total 5000-00 · "A" EXPENSES	167,160.41	2,200,746.00	-2,033,585.59	7.6%
6000 · "B" EXPENDITURES				
6000-0 · "B" EXPENSES - ADMINISTRATIVE				
6000-00 · TRAVEL EXPENSE				
6000-01 · Travel	3,180.77	50,000.00	-46,819.23	6.36%
Total 6000-00 · TRAVEL EXPENSE	3,180.77	50,000.00	-46,819.23	6.36%
6010-00 · SUPPLIES/EQUIPMENT EXPENSE				
6010-01 · Supplies/Equipment - Office	573.66	8,000.00	-7,426.34	7.17%
6010-02 · Supplies/Equipment - Parking	0.00	1,000.00	-1,000.00	0.0%
6010-03 · Supplies/Equipment - Computer	575.25	30,000.00	-29,424.75	1.92%
Total 6010-00 · SUPPLIES/EQUIPMENT EXPENSE	1,148.91	39,000.00	-37,851.09	2.95%
6020-00 · INSURANCE				

	Oct 24	Budget	\$ Over Budget	% of Budget
6020-01 · Insurance	59,416.00	120,000.00	-60,584.00	49.51%
Total 6020-00 · INSURANCE	59,416.00	120,000.00	-60,584.00	49.51%
6030-00 · UTILITIES				
6030-01 · Utilities - Gas/Terminal	491.00	23,000.00	-22,509.00	2.14%
6030-02 · Utilities - Gas/AOB & Cold Stor	356.00	10,000.00	-9,644.00	3.56%
6030-03 · Utilities - Elect./Runway&PAPI	444.83	5,500.00	-5,055.17	8.09%
6030-04 · Utilities - Elec./AOB & Cold St	730.69	10,000.00	-9,269.31	7.31%
6030-05 · Utilities - Electric/Terminal	3,330.58	72,000.00	-68,669.42	4.63%
6030-06 · Utilities - Telephone	1,839.05	23,000.00	-21,160.95	8.0%
6030-07 · Utilities - Water	1,530.41	10,000.00	-8,469.59	15.3%
6030-08 · Utilities - Garbage Removal	1,739.86	15,000.00	-13,260.14	11.6%
6030-09 · Utilities - Sewer	917.01	10,000.00	-9,082.99	9.17%
6030-11 · Utilities - Electric/Tower	404.65	7,000.00	-6,595.35	5.78%
6030-12 · Utilities - Elec./Brdfrd.Hghl	41.50	800.00	-758.50	5.19%
6030-13 · Utilities - Elec. Exit Booth	0.00	1,500.00	-1,500.00	0.0%
6030-15 · Utilities - Elec/AWOS	327.71	3,500.00	-3,172.29	9.36%
6030-16 · Utilities - Elec. Wind Cone	27.12	200.00	-172.88	13.56%
6030-17 · Utilities - Elec./Gas- Hangar	254.17	7,000.00	-6,745.83	3.63%
6030-20 · Utilities - Ranch	9,468.00	60,000.00	-50,532.00	15.78%
Total 6030-00 · UTILITIES	21,902.58	258,500.00	-236,597.42	8.47%
6040-00 · SERVICE PROVIDER				
6040-01 · Service Provider - General	0.00	0.00	0.00	0.0%
6040-02 · Service Provider - Term. Serv.	1,431.27	7,000.00	-5,568.73	20.45%
6040-03 · Service Provider - AOB Services	28,965.73	81,000.00	-52,034.27	35.76%
6040-04 · Service Provider-Ops./Airfield	12,038.99	20,000.00	-7,961.01	60.2%
6040-13 · Service Provider-Parking Lot	8,014.10	85,000.00	-76,985.90	9.43%
Total 6040-00 · SERVICE PROVIDER	50,450.09	193,000.00	-142,549.91	26.14%
6050-00 · PROFESSIONAL SERVICES				
6050-01 · Professional Services - Legal	12,792.00	250,000.00	-237,208.00	5.12%
6050-02 · Professional Serv. - Audit/Fina	8,459.00	133,350.00	-124,891.00	6.34%

	Oct 24	Budget	\$ Over Budget	% of Budget
6050-03 · Professional Services - Enginee	0.00	40,000.00	-40,000.00	0.0%
6050-04 · Professional Services - HR	0.00	15,000.00	-15,000.00	0.0%
6050-05 · Professional Services - Gen.	5,352.78	20,000.00	-14,647.22	26.76%
6050-10 · Prof. Svcs.-IT/Comp. Support	17,347.50	170,000.00	-152,652.50	10.2%
6050-12 · Prof. Serv.- Planning Air Serv.	666.25	2,000.00	-1,333.75	33.31%
6050-13 · Prof. Serv.-Website Hosting	70.00	1,200.00	-1,130.00	5.83%
6050-15 · Prof. Serv.-Web Maint-Outreach	438.10	30,000.00	-29,561.90	1.46%
6050-17 · Prof. Serv. - Airspace Consult.	0.00	40,000.00	-40,000.00	0.0%
6050-18 · Prof. Services - Approach Maint	0.00	20,000.00	-20,000.00	0.0%
6050-19 · Prof. Serv.-ATCT Relocation	0.00	25,000.00	-25,000.00	0.0%
6050-21 · Professional Services - Other	0.00	45,000.00	-45,000.00	0.0%
Total 6050-00 · PROFESSIONAL SERVICES	45,125.63	791,550.00	-746,424.37	5.7%
6060-00 · MAINTENANCE-OFFICE EQUIPMENT				
6060-04 · Maintenance - Copier	0.00	2,000.00	-2,000.00	0.0%
6060-05 · Maintenance - Phone	0.00	1,400.00	-1,400.00	0.0%
Total 6060-00 · MAINTENANCE-OFFICE EQUIPMENT	0.00	3,400.00	-3,400.00	0.0%
6070-00 · RENT/LEASE OFFICE EQUIPMENT				
6070-02 · Rent/Lease - Postage Meter	330.21	1,500.00	-1,169.79	22.01%
Total 6070-00 · RENT/LEASE OFFICE EQUIPMENT	330.21	1,500.00	-1,169.79	22.01%
6080-00 · DUES/MEMBERSHIPS				
6080-01 · Dues/Memberships	3,550.00	15,000.00	-11,450.00	23.67%
6080-07 · Cove Canal Assoc Dues - Ranch	0.00	3,200.00	-3,200.00	0.0%
Total 6080-00 · DUES/MEMBERSHIPS	3,550.00	18,200.00	-14,650.00	19.51%
6090-00 · POSTAGE				
6090-01 · Postage/Courier Service	0.00	1,166.00	-1,166.00	0.0%
Total 6090-00 · POSTAGE	0.00	1,166.00	-1,166.00	0.0%
6100-00 · EDUCATION/TRAINING				
6100-01 · Education/Training - Admin.	0.00	10,000.00	-10,000.00	0.0%
6100-02 · Education/Training - OPS	32.50	20,000.00	-19,967.50	0.16%
6100-03 · Education/Training - ARFF	10,235.84	15,000.00	-4,764.16	68.24%

	Oct 24	Budget	\$ Over Budget	% of Budget
6100-04 · Ed/Train. - ARFF Trienn. Drill	0.00	0.00	0.00	0.0%
6100-06 · Education - Security	0.00	3,000.00	-3,000.00	0.0%
Total 6100-00 · EDUCATION/TRAINING	10,268.34	48,000.00	-37,731.66	21.39%
6101-00 · PUBLIC OUTREACH/ADS/COMMUNICATI				
6101-01 · Advertising/Social Media/Sponso	1,488.27	30,000.00	-28,511.73	4.96%
6101-02 · Public Outr/Comm - Noise Abatem	0.00	500.00	-500.00	0.0%
6101-03 · Public Outr/Comm - SAAC	917.66	10,000.00	-9,082.34	9.18%
Total 6101-00 · PUBLIC OUTREACH/ADS/COMMUNICATI	2,405.93	40,500.00	-38,094.07	5.94%
6110-00 · CONTRACTS				
6110-02 · Contracts - FMAA	4,000.00	84,000.00	-80,000.00	4.76%
6110-16 · Contracts - Prkg Mngt Fee/Ops	799.00	30,000.00	-29,201.00	2.66%
6110-17 · Contracts - Landing Fee Equip.	14,068.86	17,305.00	-3,236.14	81.3%
6110-18 · Contracts - Vector Commissions	19,547.59	78,910.00	-59,362.41	24.77%
Total 6110-00 · CONTRACTS	38,415.45	210,215.00	-171,799.55	18.27%
6130-00 · MISCELLANEOUS EXPENSES				
6130-01 · Misc. - General	154.41	15,000.00	-14,845.59	1.03%
6140-01 · Merchant Fees	98.84	600.00	-501.16	16.47%
6150-03 · Interest expense - leases	0.00	0.00	0.00	0.0%
Total 6130-00 · MISCELLANEOUS EXPENSES	253.25	15,600.00	-15,346.75	1.62%
Total 6000-0 · "B" EXPENSES - ADMINISTRATIVE	236,447.16	1,790,631.00	-1,554,183.84	13.21%
6001 · "B" EXPENSES - OPERATIONAL				
6500-00 · SUPPLIES/EQUIPMENT-OPERATIONS				
6500-01 · Supplies/Equipment - General	980.01	13,500.00	-12,519.99	7.26%
6500-02 · Supplies/Equipment - Tools	1,813.49	20,000.00	-18,186.51	9.07%
6500-03 · Supplies/Equipment-ClothingOps	0.00	4,000.00	-4,000.00	0.0%
6500-04 · Supplies/Equipment - Janitorial	1,880.45	42,000.00	-40,119.55	4.48%
6500-07 · Supplies/Equipment-ClothingPark	0.00	2,000.00	-2,000.00	0.0%
Total 6500-00 · SUPPLIES/EQUIPMENT-OPERATIONS	4,673.95	81,500.00	-76,826.05	5.74%
6505-00 · EQUIP/VEHICLE - LEASE/RENTAL				
6505-01 · Eq./Vehi Lease/Rental - General	58,964.54	98,264.00	-39,299.46	60.01%

	Oct 24	Budget	\$ Over Budget	% of Budget
Total 6505-00 · EQUIP/VEHICLE - LEASE/RENTAL	58,964.54	98,264.00	-39,299.46	60.01%
6510-00 · FUEL/LUBRICANTS				
6510-02 · Fuel	1,007.99	65,000.00	-63,992.01	1.55%
6510-03 · Lubricants	0.00	7,000.00	-7,000.00	0.0%
Total 6510-00 · FUEL/LUBRICANTS	1,007.99	72,000.00	-70,992.01	1.4%
6520-00 · VEHICLES/MAINTENANCE				
6520-01 · R/M Equipment - General	441.70	80,000.00	-79,558.30	0.55%
6520-06 · R/M Equip. -'85 Ford Dump	0.00	2,000.00	-2,000.00	0.0%
6520-17 · R/M Equip. '01 Case 921 Ldr.	0.00	1,500.00	-1,500.00	0.0%
6520-20 · R/M Equip. - '02 Kodiak Blower	0.00	3,000.00	-3,000.00	0.0%
6520-25 · R/M Equip. - '04 Batts De-Ice	0.00	1,000.00	-1,000.00	0.0%
6520-28 · R/M Equip.-'06 Case 621 Loader	0.00	1,500.00	-1,500.00	0.0%
6520-29 · R/M Equip.- '10 Waus Broom/Plow	0.00	1,500.00	-1,500.00	0.0%
6520-30 · R/M Equip.-'05 Ford F-350	0.00	1,500.00	-1,500.00	0.0%
6520-31 · R/M Equip. -'10 Oshkosh Blower	0.00	10,000.00	-10,000.00	0.0%
6520-32 · R/M Equip. - '09 Mini Truck	0.00	1,000.00	-1,000.00	0.0%
6520-34 · R/M Equip. - '12 Case 921F Load	0.00	1,500.00	-1,500.00	0.0%
6520-36 · R/M Equip. - '10 Toyota Forklif	0.00	1,000.00	-1,000.00	0.0%
6520-37 · R/M Equip. - '15 Tool Cat	0.00	0.00	0.00	0.0%
6520-38 · R/M Equip. - '15 Wausau Broom	0.00	6,000.00	-6,000.00	0.0%
6520-39 · R/M Equip. - Boss Spreader	0.00	250.00	-250.00	0.0%
6520-40 · R/M Equip. - '17 Ford-350 Super	0.00	3,000.00	-3,000.00	0.0%
6520-41 · R/M Equip. - '17 Kodiak Blower	0.00	3,000.00	-3,000.00	0.0%
6520-43 · R/M Equip. - '18 279D Skid St.	0.00	0.00	0.00	0.0%
6520-44 · R/M Equip. - '18 Cat 972M Ldr	0.00	0.00	0.00	0.0%
6520-45 · R/M Equip. - '19 Oshkosh Broom	0.00	0.00	0.00	0.0%
6520-46 · R/M Equip. - '20 Chev. 1500 PU	0.00	1,500.00	-1,500.00	0.0%
6520-47 · R/M Equip. - '19 Cat 972M Ldr	0.00	1,500.00	-1,500.00	0.0%
6520-48 · R/M Equip.-'18 New Holland Trac	0.00	0.00	0.00	0.0%
6520-49 · R/M Equip. - '21 MB Combo	0.00	15,000.00	-15,000.00	0.0%

	Oct 24	Budget	\$ Over Budget	% of Budget
6520-50 · R/M Equip. - '22 MB Combo	0.00	15,000.00	-15,000.00	0.0%
6520-51 · R/M Equip. - '22 MB Deice Truck	0.00	5,000.00	-5,000.00	0.0%
6520-52 · R/M Equip. - '22 MB4 Blower	263.54	500.00	-236.46	52.71%
6520-53 · R/M Equip. - '22 F-350	0.00	1,500.00	-1,500.00	0.0%
6520-54 · R/M Equip. - '23 Expedition	0.00	1,500.00	-1,500.00	0.0%
6520-55 · R/M Equip. - '23 Ford Maverick	0.00	1,500.00	-1,500.00	0.0%
6520-56 · R/M Equip. - '99 Econoline Van	0.00	500.00	-500.00	0.0%
6520-57 · R/M Equip. - '24 F-350	0.00	2,000.00	-2,000.00	0.0%
6520-58 · R/M Equip. - '23 972 Loader	0.00	1,500.00	-1,500.00	0.0%
6520-59 · R/M Equip. - '23 NorstarTrailer	0.00	500.00	-500.00	0.0%
6520-60 · R/M Equip. - '24 MB5 Combo	0.00	15,000.00	-15,000.00	0.0%
6520-61 · R/M Equip. - '17 MT6 Trackless	129.37	5,000.00	-4,870.63	2.59%
6520-62 · R/M Equip. - '24 299 TrackLoader	0.00	2,500.00	-2,500.00	0.0%
Total 6520-00 · VEHICLES/MAINTENANCE	834.61	187,750.00	-186,915.39	0.45%
6530-00 · ARFF MAINTENANCE				
6530-01 · ARFF Maint. Gen/Supplies	0.00	10,000.00	-10,000.00	0.0%
6530-04 · ARFF Maint. - Radios	0.00	10,000.00	-10,000.00	0.0%
6530-05 · ARFF MAint. - '03 E-One	0.00	2,500.00	-2,500.00	0.0%
6530-06 · ARFF Maint. - '20 Oshkosh Strik	0.00	2,500.00	-2,500.00	0.0%
Total 6530-00 · ARFF MAINTENANCE	0.00	25,000.00	-25,000.00	0.0%
6540-00 · REPAIRS/MAINTENANCE - BUILDING				
6540-01 · R/M Bldg. - General	0.00	1,500.00	-1,500.00	0.0%
6540-02 · R/M Bldg. - Terminal	14,040.20	150,000.00	-135,959.80	9.36%
6540-03 · R/M Bldg. - Terminal Concession	0.00	6,000.00	-6,000.00	0.0%
6540-04 · R/M Bldg. - Cold Storage	0.00	1,500.00	-1,500.00	0.0%
6540-05 · R/M Bldg. - AOB/SHOP	2,270.87	40,200.00	-37,929.13	5.65%
6540-06 · R/M Bldg. - Hangars	0.00	5,000.00	-5,000.00	0.0%
6540-07 · R/M Bldg. - Tower	600.00	13,000.00	-12,400.00	4.62%
6540-10 · R/M Bldg. - Ranch	0.00	15,000.00	-15,000.00	0.0%
Total 6540-00 · REPAIRS/MAINTENANCE - BUILDING	16,911.07	232,200.00	-215,288.93	7.28%

	Oct 24	Budget	\$ Over Budget	% of Budget
6550-00 · REPAIRS/MAINTENANCE - AIRSIDE				
6550-01 · R/M - General	443.49	8,000.00	-7,556.51	5.54%
6550-02 · R/M - Airfield/Runway	340.19	40,000.00	-39,659.81	0.85%
6550-03 · R/M - Airfield/Runway - Deice	0.00	115,000.00	-115,000.00	0.0%
6550-04 · R/M - Lights	1,015.53	25,000.00	-23,984.47	4.06%
Total 6550-00 · REPAIRS/MAINTENANCE - AIRSIDE	1,799.21	188,000.00	-186,200.79	0.96%
6551-00 · REPAIRS/MAINTENANCE - LANDSIDE				
6551-01 · RM - General	0.00	10,500.00	-10,500.00	0.0%
6551-02 · R/M - Parking Lot	560.00	25,000.00	-24,440.00	2.24%
6551-03 · R/M - Landscaping	1,672.34	15,000.00	-13,327.66	11.15%
6551-04 · R/M - Ranch	655.86	100,000.00	-99,344.14	0.66%
Total 6551-00 · REPAIRS/MAINTENANCE - LANDSIDE	2,888.20	150,500.00	-147,611.80	1.92%
6560-00 · SECURITY EXPENSE				
6560-01 · Security - General	0.00	10,500.00	-10,500.00	0.0%
6560-02 · Security - Law Enf. Offi. (LEO)	0.00	5,000.00	-5,000.00	0.0%
6560-03 · Security - Subscription Licen.	8,629.20	60,000.00	-51,370.80	14.38%
6560-04 · Security - Perim./Access/CCTV	0.00	24,000.00	-24,000.00	0.0%
6560-05 · Security - Professional Serv.	0.00	19,000.00	-19,000.00	0.0%
Total 6560-00 · SECURITY EXPENSE	8,629.20	118,500.00	-109,870.80	7.28%
6570-00 · REPAIRS/MAINT.-AERONAUTICAL EQU				
6570-01 · R/M Aeronautical Equip - NDB/DME	0.00	10,000.00	-10,000.00	0.0%
6570-02 · R/M Aeronautical Equip. - Tower	0.00	8,000.00	-8,000.00	0.0%
6570-04 · R/M Aeron. Equip. - AWOS/ATIS	0.00	8,500.00	-8,500.00	0.0%
Total 6570-00 · REPAIRS/MAINT.-AERONAUTICAL EQU	0.00	26,500.00	-26,500.00	0.0%
Total 6001 · "B" EXPENSES - OPERATIONAL	95,708.77	1,180,214.00	-1,084,505.23	8.11%
Total 6000 · "B" EXPENDITURES	332,155.93	2,970,845.00	-2,638,689.07	11.18%
7000 · "C" EXPENSES				
7001-00 · CAPITAL EXPENDITURES				
7001-01 · Land	0.00	0.00	0.00	0.0%
7001-02 · Buildings and Improvements	0.00	450,000.00	-450,000.00	0.0%

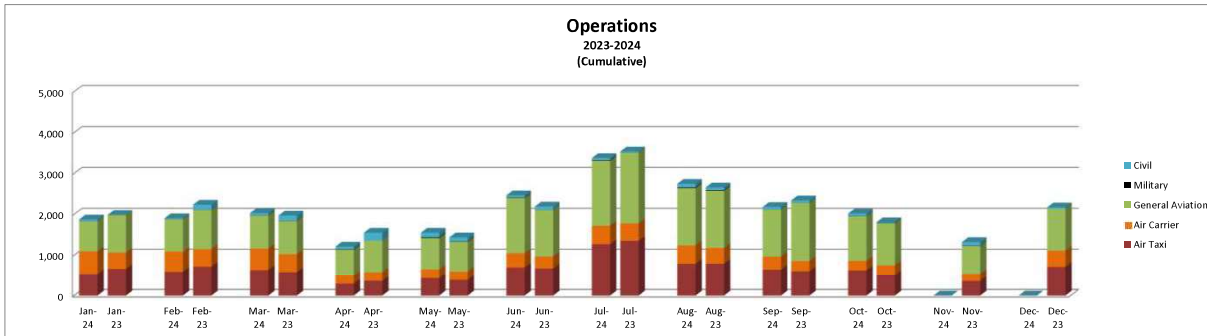
	Oct 24	Budget	\$ Over Budget	% of Budget
7001-03 · Airfield & General Improvements	0.00	2,000,000.00	-2,000,000.00	0.0%
7001-04 · Office Equipment	0.00	0.00	0.00	0.0%
7001-05 · Maintenance Equipment /Vehicle	0.00	310,000.00	-310,000.00	0.0%
7001-06 · Assessments/Plans/Studies	0.00	0.00	0.00	0.0%
7001-09 · Security Equipment	0.00	35,000.00	-35,000.00	0.0%
7001-10 · SRE Aquisition Non-AIP	0.00	0.00	0.00	0.0%
7001-12 · Network Equipment	47,770.00	30,000.00	17,770.00	159.23%
7001-99 · CONTINGENCY	0.00	2,000,000.00	-2,000,000.00	0.0%
Total 7001-00 · CAPITAL EXPENDITURES	47,770.00	4,825,000.00	-4,777,230.00	0.99%
7549-00 · AIP '49 - SRE Aqu., Pavement Ma				
7549-01 · AIP '49 - Eligible	0.00	0.00	0.00	0.0%
Total 7549-00 · AIP '49 - SRE Aqu., Pavement Ma	0.00	0.00	0.00	0.0%
7553-00 · AIP '53 - Rehab RW, TW & Apron				
7553-01 · AIP '53 - Eligible	0.00	0.00	0.00	0.0%
Total 7553-00 · AIP '53 - Rehab RW, TW & Apron	0.00	0.00	0.00	0.0%
7556-00 · AIP '56 - Rehab Runway Phase 2				
7556-01 · AIP '56 - Eligible	0.00	0.00	0.00	0.0%
Total 7556-00 · AIP '56 - Rehab Runway Phase 2	0.00	0.00	0.00	0.0%
7558-00 · AIP '58 - Rehab Runway Phase 3				
7558-01 · AIP '58 - Eligible	0.00	0.00	0.00	0.0%
Total 7558-00 · AIP '58 - Rehab Runway Phase 3	0.00	0.00	0.00	0.0%
7559-00 · AIP '59 - Acquire Land				
7559-01 · AIP '59 - Eligible	0.00	0.00	0.00	0.0%
Total 7559-00 · AIP '59 - Acquire Land	0.00	0.00	0.00	0.0%
7560-00 · AIP '60 - Development Addendum				
7560-01 · AIP '60 - Eligible	0.00	0.00	0.00	0.0%
Total 7560-00 · AIP '60 - Development Addendum	0.00	0.00	0.00	0.0%
Total 7000 · "C" EXPENSES	47,770.00	4,825,000.00	-4,777,230.00	0.99%
Total 5000 · EXPENDITURES	547,086.34	9,996,591.00	-9,449,504.66	5.47%
9999-00 · Depreciation	0.00	0.00	0.00	0.0%

9999-01 · Amortization
9999-02 · Donation of assets
Total Expense
Net Ordinary Income
Net Income

Oct 24	Budget	\$ Over Budget	% of Budget
0.00	0.00	0.00	0.0%
0.00	0.00	0.00	0.0%
547,086.34	9,996,591.00	-9,449,504.66	5.47%
-137,311.11	-2,722,483.00	2,585,171.89	5.04%
-137,311.11	-2,722,483.00	2,585,171.89	5.04%

Friedman Memorial Airport
October 2024

ATCT Traffic Operations Record																								
Month	2001	2002	2003	2004	2005	2006	2007	2008	2009	2010	2011	2012	2013	2014	2015	2016	2017	2018	2019	2020	2021	2022	2023	2024
January	3,622	3,893	3,912	2,600	3,028	2,787	4,547	2,520	2,070	2,379	2,408	2,098	2,454	2,128	2,249	1,842	1,865	2,019	2,172	1,987	2,001	2,250	1,986	1,875
February	4,027	4,498	3,073	3,122	3,789	3,587	3,548	2,857	2,244	2,647	2,117	2,205	2,612	1,417	2,268	2,533	1,629	1,914	1,187	2,253	2,185	2,362	2,237	1,905
March	4,952	5,126	3,086	4,097	3,618	2,918	4,677	3,097	2,145	2,709	1,813	1,921	2,753	1,924	2,023	1,917	1,895	1,860	2,016	1,480	2,512	2,376	1,971	2,031
April	2,494	3,649	2,213	2,840	2,462	2,047	2,581	2,113	1,724	1,735	1,604	1,513	1,509	1,210	1,337	1,380	1,426	1,257	1,116	616	1,590	748	1,551	1,211
May	3,905	4,184	2,654	3,282	2,729	2,134	1,579	2,293	2,280	1,891	1,533	1,693	1,852	555	668	1,501	1,802	1,442	1,174	1,127	1,894	779	1,437	1,552
June	4,787	5,039	4,737	4,438	3,674	3,656	5,181	3,334	2,503	3,019	2,898	2,761	3,203	2,164	2,387	2,475	2,502	2,552	2,292	2,069	2,931	2,580	2,193	2,464
July	6,359	8,796	6,117	5,910	5,424	5,931	7,398	4,704	4,551	5,005	5,004	4,810	5,345	4,345	4,159	4,562	4,573	5,033	4,266	3,356	4,005	3,965	3,353	3,374
August	6,479	6,917	5,513	5,707	5,722	6,087	8,196	4,570	4,488	4,705	4,326	3,823	4,644	3,114	2,932	3,719	3,873	3,175	3,260	2,859	3,289	3,286	2,659	2,746
September	3,871	4,636	4,162	4,124	4,609	3,760	4,311	2,696	3,376	3,128	3,359	2,396	2,403	2,237	2,292	2,379	2,036	2,224	2,235	2,692	2,884	2,408	2,341	2,181
October	3,879	3,656	3,426	2,936	3,570	3,339	3,103	2,134	2,145	2,012	1,886	1,658	1,874	1,760	1,789	1,377	1,939	1,670	1,571	2,212	2,128	2,236	1,807	2,019
November	3,082	2,698	2,599	2,749	2,260	2,912	2,892	1,670	1,901	1,309	1,114	1,325	1,475	908	1,229	1,314	1,135	1,392	1,328	1,365	1,665	1,370	1,322	0
December	3,401	2,805	3,247	3,227	2,722	3,834	2,699	1,848	2,272	1,811	2,493	2,066	2,016	1,545	1,482	1,717	2,217	2,033	1,960	2,051	2,018	1,851	2,171	0
Totals	50,858	55,897	44,739	45,032	43,607	43,002	50,712	33,836	31,699	32,350	30,555	28,269	32,140	23,307	24,815	26,716	26,692	26,571	24,577	24,067	29,102	26,211	25,210	21,358



ATCT Operations Change (October 2024 vs. October 2023)			
	2024	2023	% Change
Air Taxi	627	508	23.4%
Air Carrier	236	243	-2.9%
General Aviation	1,088	1,031	5.5%
Military	4	7	-42.9%
Civil	64	18	255.6%
Total	2,019	1,807	11.7%
YTD Total	21,358	25,210	-15.3%

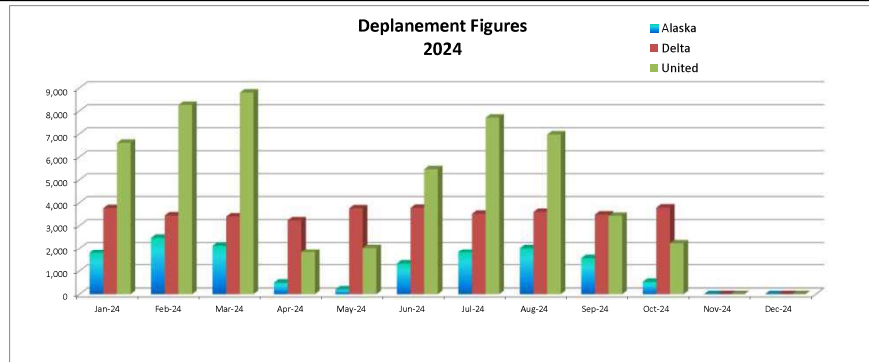
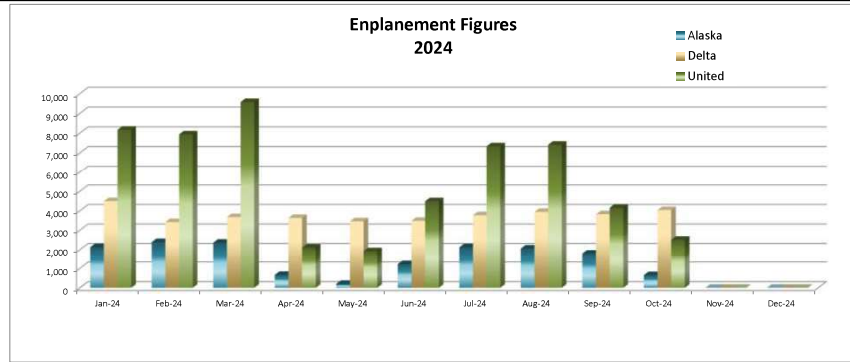
Friedman Memorial Airport
October 2024

2024 Enplanements																		
Date	Alaska Airlines					Delta Airlines					United Airlines					Total Enp.	Prior Year Total Enp.	Total % Change
	Revenue	Non-Revenue	Total	Prior Year Month	Total % Change	Revenue	Non-Revenue	Total	Prior Year Month	Total % Change	Revenue	Non-Revenue	Total	Prior Year Month	Total % Change			
Jan-24	2,055	72	2,127	2,316	-8.2%	4,383	105	4,488	3,825	17.3%	8,041	126	8,167	5,919	38.0%	14,782	12,060	22.6%
Feb-24	2,332	61	2,393	2,029	17.9%	3,299	117	3,416	3,399	0.5%	7,802	132	7,934	6,814	16.4%	13,743	12,242	12.3%
Mar-24	2,259	100	2,359	2,334	1.1%	3,588	84	3,672	3,786	-3.0%	9,465	105	9,570	7,413	29.1%	15,601	13,533	15.3%
Apr-24	624	33	657	1,213	-45.8%	3,536	92	3,628	3,611	0.5%	2,045	57	2,102	1,411	49.0%	6,387	6,235	2.4%
May-24	185	15	200	833	-76.0%	3,343	112	3,455	3,433	0.6%	1,843	76	1,919	1,094	75.4%	5,574	5,360	4.0%
Jun-24	1,169	41	1,210	1,606	-24.7%	3,420	61	3,481	3,694	-5.8%	4,378	105	4,483	2,925	53.3%	9,174	8,225	11.5%
Jul-24	2,062	59	2,121	2,018	5.1%	3,728	38	3,766	5,049	-25.4%	7,229	103	7,332	5,556	32.0%	13,219	12,623	4.7%
Aug-24	1,995	62	2,057	2,045	0.6%	3,901	35	3,936	4,125	-4.6%	7,291	120	7,411	6,019	23.1%	13,404	12,189	10.0%
Sep-24	1,744	53	1,797	783	129.5%	3,759	58	3,817	3,927	-2.8%	4,046	108	4,154	3,260	27.4%	9,768	7,970	22.6%
Oct-24	636	10	646	610	5.9%	3,967	66	4,033	3,823	5.5%	2,418	89	2,507	2,489	0.7%	7,186	6,922	3.8%
Totals	15,061	506	15,567	15,787	-1.4%	36,924	768	37,692	38,672	-2.5%	54,558	1,021	55,579	42,900	29.6%	108,838	97,359	11.8%

Legend for Chart:

2024 Deplanements																		
Date	Alaska Airlines					Delta Airlines					United Airlines					Total Dep.	Prior Year Total Dep.	Total % Change
	Revenue	Non-Revenue	Total	Prior Year Month	Total % Change	Revenue	Non-Revenue	Total	Prior Year Month	Total % Change	Revenue	Non-Revenue	Total	Prior Year Month	Total % Change			
Jan-24	1,724	64	1,788	1,923	-7.0%	3,673	93	3,766	3,330	13.1%	6,477	132	6,609	5,020	31.7%	12,163	10,273	18.4%
Feb-24	2,381	90	2,471	2,128	16.1%	3,343	104	3,447	3,445	0.1%	8,135	123	8,258	7,151	15.5%	14,176	12,724	11.4%
Mar-24	2,030	96	2,126	2,185	-2.7%	3,299	101	3,400	3,412	-0.4%	8,653	144	8,797	6,642	32.4%	14,323	12,239	17.0%
Apr-24	476	18	494	1,016	100.0%	3,132	98	3,230	3,010	7.3%	1,756	57	1,813	1,143	58.6%	5,537	5,169	7.1%
May-24	188	16	204	825	-75.3%	3,670	84	3,754	3,750	0.1%	1,935	87	2,022	1,256	61.0%	5,980	5,831	2.6%
Jun-24	1,248	70	1,318	1,811	-27.2%	3,722	55	3,777	3,840	-1.6%	5,364	92	5,456	3,662	49.0%	10,551	9,313	13.3%
Jul-24	1,757	56	1,813	1,880	-3.6%	3,484	36	3,520	4,824	-27.0%	7,631	74	7,705	5,959	29.3%	13,038	12,663	3.0%
Aug-24	1,973	46	2,019	1,908	5.8%	3,553	46	3,599	3,743	-3.8%	6,855	120	6,975	5,798	20.3%	12,593	11,449	10.0%
Sep-24	1,492	53	1,545	650	137.7%	3,430	55	3,485	3,510	-0.7%	3,332	97	3,429	2,786	23.1%	8,459	6,946	21.8%
Oct-24	509	21	530	522	1.5%	3,723	66	3,789	3,530	7.3%	2,149	82	2,231	2,238	-0.3%	6,550	6,290	4.1%
Totals	13,778	530	14,308	14,848	-3.6%	35,029	738	35,767	36,394	-1.7%	52,287	1,008	53,295	41,655	27.9%	103,370	92,897	11.3%

Legend for Chart:



Friedman Memorial Airport
October 2024

2024 Seat Occupancy																			
Date	Alaska Airlines				Delta Airlines				United Airlines				Seat Occupancy Totals			Seat Occupancy Totals Prior Year Comparison			
	Departure Flights	Seats Available*	Seats Occupied	Percent Occupied	Departure Flights	Seats Available*	Seats Occupied	Percent Occupied	Departure Flights	Seats Available*	Seats Occupied	Percent Occupied	Total Seats Available	Total Seats Occupied	Total Percent Occupied	% Change Total Seats Available	% Change Total Seats Occupied	Change in Load Factor %	
Jan-24	40	3,040	2,127	70%	92	6,440	4,488	70%	167	11,696	8,167	70%	21,176	14,782	70%	53%	23%	-17%	
Feb-24	41	3,116	2,393	77%	60	4,200	3,416	81%	158	11,066	7,934	72%	18,382	13,743	75%	23%	12%	-7%	
Mar-24	39	2,964	2,359	80%	61	4,270	3,672	86%	163	11,416	9,570	84%	18,650	15,601	84%	17%	15%	-1%	
Apr-24	14	1,064	657	62%	60	4,560	3,628	80%	39	2,730	2,102	77%	8,354	6,387	76%	6%	2%	-3%	
May-24	4	304	200	66%	62	4,340	3,455	80%	46	3,220	1,919	60%	7,864	5,574	71%	1%	4%	2%	
Jun-24	22	1,672	1,210	72%	60	4,206	3,481	83%	92	6,440	4,483	70%	12,318	9,174	74%	15%	12%	-3%	
Jul-24	31	2,356	2,121	90%	62	4,340	3,766	87%	131	9,170	7,332	80%	15,866	13,219	83%	4%	5%	0%	
Aug-24	31	2,356	2,057	87%	62	4,340	3,936	91%	133	9,310	7,411	80%	16,006	13,404	84%	18%	10%	-6%	
Sep-24	30	2,280	1,797	79%	60	4,200	3,817	91%	75	5,250	4,154	79%	11,730	9,768	83%	30%	23%	-5%	
Oct-24	9	684	646	94%	62	4,340	4,033	93%	47	3,290	2,507	76%	8,314	7,186	86%	0%	4%	3%	
Totals	261	19,836	15,567	78%	641	45,236	37,692	83%	1,051	73,588	55,579	76%	138,660	108,838	78%	18%	12%	-6%	

Note: *Preliminary available seat calculations based on scheduled flights. Actual available seat calculations will be updated periodically when official DOT numbers are obtained.

