

**NOTICE OF A REGULAR MEETING OF
THE FRIEDMAN MEMORIAL AIRPORT AUTHORITY**

PLEASE TAKE NOTICE that a regular meeting of the Friedman Memorial Airport Authority shall be held Tuesday, May 13, 2025 at 5:30 p.m. at the **Old Blaine County Courthouse Meeting Room** Hailey, Idaho.

This meeting is open to the public and attendees are able to attend in person or by web access. Web access instructions below:

Please join the meeting from your computer, tablet, or smartphone.

<https://www.microsoft.com/en-us/microsoft-teams/join-a-meeting>

Meeting ID: 241 310 773 002

Meeting Passcode: TSKRDd

You can also dial in using your phone.

United States: 1 (208) 996-1013

Dial In Conference ID: 436 433 38#

The proposed Agenda for the meeting is as follows:

**AGENDA
May 13, 2025**

- I. APPROVE AGENDA – ACTION ITEM**
- II. PUBLIC COMMENT (10 Minutes Allotted)**
- III. EXECUTIVE SESSION I.C. §74-206 (1), (a) Evaluation of employee matters**
- IV. ACTION ITEMS (a vote may occur but is not required to be taken)**
 - A. Business resulting from Executive Session **ACTION ITEM**
- V. FRIEDMAN MEMORIAL AIRPORT AUTHORITY MEETING MINUTES OF:**
 - A. April 1, 2025, Regular Meeting – Motion to Approve – **Attachment #1 ACTION ITEM**
- VI. REPORTS**
 - A. Chair Report
 - B. Blaine County Report
 - C. City of Hailey Report
 - D. Fly Sun Valley Alliance Report
 - E. Staff Team Report
- VII. AIRPORT STAFF BRIEF (5 Minutes Allotted)**
 - A. Noise Complaints in April – **Attachment #2**
 - B. Profit & Loss, ATCT Traffic Operations Count and Enplanement Data – **Attachment #3 - #5**
 - C. Review Correspondence
- VIII. ACTION ITEMS CONTINUED (a vote may occur but is not required to be taken)**
 - A. NEW BUSINESS
 - 1. None.
 - B. CONTINUING BUSINESS
 - 1. Consultant Selection for On-Call Planning Services – Mead & Hunt — Consideration of Selection **ACTION ITEM**
- IX. UPDATES AND DISCUSSION**
 - A. NEW BUSINESS
 - 1. Addition of 8th Operations Specialist/Aircraft Rescue Fire Fighter to the Scheduling Matrix
 - 2. Collection of Overnight Parking Fees
 - B. CONTINUING BUSINESS
 - 1. Miscellaneous
 - i. Airport Rules and Regulations – Update
 - 2. Construction and Capital Projects
 - i. GA Pilot’s Lounge – Update
 - 3. Airport Planning Projects
 - i. Airport Infrastructure and Optimization Study – Update – **Attachment #6**
- X. PUBLIC COMMENT**
- XI. ADJOURNMENT**

FRIEDMAN MEMORIAL AIRPORT AUTHORITY MEETINGS ARE OPEN TO ALL INTERESTED PARTIES. SHOULD YOU DESIRE TO ATTEND A BOARD MEETING AND NEED A REASONABLE ACCOMMODATION TO DO SO, PLEASE CONTACT THE AIRPORT MANAGER'S OFFICE AT LEAST ONE WEEK IN ADVANCE BY CALLING 208-788-4956 OR WRITING TO 1616 AIRPORT CIRCLE, HAILEY, IDAHO 83333.

FMAA Meeting Brief 05-13-2025

- III. EXECUTIVE SESSION I.C. §74-206 (1), (a) Evaluation of employee matters
- IV. ACTION ITEMS (a vote may occur but is not required to be taken)
 - A. Business resulting from Executive Session ACTION ITEM
- V. FRIEDMAN MEMORIAL AIRPORT AUTHORITY MEETING MINUTES OF:
 - A. April 1, 2025 Regular Meeting – Motion to Approved – Attachment #1 ACTION ITEM
- VI. REPORTS
 - A. Chair Report

This item is on the agenda to permit a Chair report if appropriate.
 - B. Blaine County Report

This item is on the agenda to permit a County report if appropriate.
 - C. City of Hailey Report

This item is on the agenda to permit a City report if appropriate.
 - D. Fly Sun Valley Alliance Report

This item is on the agenda to permit a report if appropriate.
 - E. Staff Team Report

This item is on the agenda to permit a Staff Team’s report if appropriate.
- VII. AIRPORT STAFF BRIEF – (5 Minutes Allotted)
 - A. Noise Complaints in April – Attachment #2
 - B. Profit & Loss, ATCT Traffic Operations Count and Enplanement Data - Attachments #3 - #5

Attachment #3 is Friedman Memorial Airport Profit & Loss Budget vs. Actual (unaudited)
Attachment #4 is ATCT Traffic Operations Record comparison by month
Attachment #5 are Enplanements, Deplanements and Seat Occupancy data

FMAA Meeting Brief 05-13-2025

The following revenue and expense analysis is provided for Board information and review:

March 2025

Total Non-Federal Revenue	March, 2025	\$729,203
Total Non-Federal Revenue	March, 2024	\$537,096
Total Non-Federal Revenue	FY '25 thru March	\$3,644,983
Total Non-Federal Revenue	FY '24 thru March	\$3,281,420
Total Non-Federal Expenses	March, 2025	\$444,030
Total Non-Federal Expenses	March, 2024	\$356,306
Total Non-Federal Expenses	FY '25 thru March	\$2,603,392
Total Non-Federal Expenses	FY '24 thru March	\$2,394,383
Net Income excluding Federal Programs	FY '25 thru March	\$1,041,591
Net Income excluding Federal Programs	FY '24 thru March	\$887,037
Net Income to include Federal Programs	FY '25 thru March	\$2,906,666
Net Income to include Federal Programs	FY '24 thru March	\$2,336,683

C. Review Correspondence

VIII. ACTION ITEMS CONTINUED (a vote may occur but is not required to be taken)

A. None.

B. CONTINUING BUSINESS

1. Consultant Selection for On-Call Planning Services – Mead & Hunt – Consideration of Selection **ACTION ITEM**

As briefed to the Board at the January and February meetings, the current five-year airport planning services selection period with Mead and Hunt expired at the end of April. At the Board's direction, Staff initiated the Request for Qualifications (RFQ) process to ensure compliance with FAA consultant selection requirements. A formal RFQ was published on March 1, 2025, with a deadline for submittals on March 31, 2025. The RFQ was posted on the airport's website, in the Mountain Express, and on the American Association of Airport Executives (AAAE) and Northwest Chapter – AAAE websites, all highly visible industry sources for posting RFQs. One Statement of Qualifications was received from Mead and Hunt.

FMAA Meeting Brief 05-13-2025

It is Staff's recommendation that the Board reselect Mead and Hunt to provide on-call planning services to the airport for a new five (5) year period.

ACTION REQUESTED: Motion to reselect Mead and Hunt to provide engineering services at the airport for a new five (5) year period.

IX. UPDATES AND DISCUSSION

A. NEW BUSINESS

1. Addition of 8th Operations Specialist/Aircraft Rescue Firefighter to the Scheduling Matrix

Currently, the Airport Operations/ARFF department consists of eight full-time employees, including the Deputy Director of Airport Operations. This team wears many hats and carries out a wide range of essential duties, including FAA compliance inspections, ARFF emergency response, snow removal, broad security oversight, and maintenance of the airport's fleet, buildings, airfield, and infrastructure.

To maintain operational redundancy, the department aims to provide "dual coverage" on both day and night shifts, a schedule that has historically included the Deputy Director of Operations.

With a list of major projects—including a new FBO, GA pilot lounge construction, ATCT relocation, and a comprehensive planning study — the workload on senior management is expected to increase significantly. As such, it is becoming increasingly important to separate day-to-day operational coverage from senior leadership responsibilities, while ensuring the front-line Ops team is fully staffed and supported.

Although an eighth full-time Ops/ARFF position is already programmed into the FY26 budget, staff is requesting the Board's support to move forward now with the necessary steps to maintain safe, efficient, and sustainable operations through adequate staffing. Filling this position promptly will allow the new team member to complete training, obtain ARFF certification, participate in live-fire exercises, and prepare for winter operations before October.

2. Collection of Overnight Parking Fees

Currently, the Airport contracts with Atlantic Aviation FBO to collect overnight parking fees from transient (non-based) aircraft operators, in accordance with the Airport's approved Rates and Charges schedule. The Airport is evaluating modern solutions to automate and improve efficiency, with the goal of streamlining both the billing and audit processes on public-use aprons. At this time, staff is not requesting Board approval for any operational or contractual changes but will continue to keep the Board informed on the progress of this initiative.

As discussed in previous meetings, some states have recently enacted legislation that limits the tracking of aircraft via ADS-B. Airport staff is committed to ensuring that any new system implemented will be resilient to potential future changes in ADS-B flight data availability.

B. CONTINUING BUSINESS

1. Miscellaneous

FMAA Meeting Brief 05-13-2025

i. Airport Rules and Regulations – Update

Federally funded airports receive grants through the FAA AIP program and, in exchange, must comply with a set of federal grant assurances.

A comprehensive set of Rules and Regulations, along with Minimum Standards, is essential to ensure safety, security, compliance with federal requirements, consistency and fairness, legal protection, and the establishment of community trust through clear and transparent expectations.

Airport staff have been working with consultants to update and modernize the current Rules and Regulations, which were originally adopted in 1974.

To promote transparency and encourage collaboration among airport stakeholders, staff recommends that the Board consider establishing a “Rules and Regulations Committee.”

At a later date, Staff will be seeking Board Consideration in the adoption of updated Rules and Regulations.

2. Construction and Capital Projects

i. GA Pilot’s Lounge – Update

Airport Staff and contractors continue to make progress on the GA Pilot’s Lounge. Design review occurred on May 5th. While exact dates are difficult to predict, we hope to open bids in Mid-July and start construction in the fall. Crews will work through winter for springtime or early summer completion.

3. Airport Planning Projects

i. Airport Infrastructure and Optimization Study – Update – **Attachment #6**

Study Advisory Committee (SAC)- Staff is recommending Board consideration of establishing a SAC committee to review and guide. Staff is seeking Board discussion on this matter.

X. PUBLIC COMMENT

XI. ADJOURNMENT

**MINUTES OF A REGULAR MEETING
OF THE
FRIEDMAN MEMORIAL AIRPORT AUTHORITY
April 1, 2025
5:30 P.M.**

IN ATTENDANCE:

BOARD MEMBERS:

Board Chair – Martha Burke, Vice Chair – Muffy Davis, Secretary – Angenie McCleary, Board Members – Jacob Greenberg, Dale Bathum, Dustin Stone, Lindsay Mollineaux, Treasurer– Ron Fairfax

FRIEDMAN MEMORIAL AIRPORT STAFF:

Interim Airport Director – Tim Burke, Deputy Director, Operations & Maintenance – Tim Burke, Deputy Director, Finance & Administration– Brian Blackburn, Security Manager – Steve Guthrie, Business Operations Coordinator – Eliana Wolper, Administrative Coordinator II – Janice Hicks

AIRPORT LEGAL COUNSEL:

Lawson Laski Clark PLLC – Jim Laski

CALL TO ORDER: The meeting was called to order at 5:32 p.m. by Board Chair Burke

I. APPROVE AGENDA (0:28)

A motion to approve the agenda as presented.

MOTION: Made by Board Member Greenberg to approve the agenda as presented. Seconded by Secretary McCleary.

PASSED UNANIMOUSLY

II. PUBLIC COMMENT (0:44)

None.

III. APPROVE FMAA MEETING MINUTES (2:35)

A. March 4, 2025, Regular Meeting – Motion to Approve – **Attachment #1 ACTION ITEM**

Treasurer Fairfax corrected his attendance and a typo in the minutes related to the Ardurra award amount.

MOTION: Made by Vice Chair Davis to approve the minutes as amended. Seconded by Board Member Stone.

PASSED UNANIMOUSLY

IV. REPORTS (3:23)

A. Chair Report

None.

B. Blaine County Report

Secretary McCleary thanked the airport with the successful completion of the FIS Alpine World Cup. Board Chair Mollineux noted that the airport is the first and last impression of the community and thanked the

airport for being a positive aspect of the event. Interim Airport Director Burke credited the airlines with the success of the event and will pass along the County's thanks.

C. City of Hailey Report

None.

D. Fly Sun Valley Report

None.

E. Airport Team Reports (see PowerPoint Presentation)

(4:38)

Interim Airport Director Tim Burke reported that the World Cup ski races brought full flights and higher traffic. Weather during the event was good except for a single snow event that caused one delay. Airline staff did a great job but there were observations that baggage wait times were long. This was likely because of the large quantity of ski gear even though the airlines were prepared and fully staffed. He extended a thank you to the Hailey Police Department for their support.

Interim Airport Director Tim Burke reported that the airport completed the annual airport FAA audit. This included two inspectors, one who was undergoing his final exam with the lead inspector. The FAA was complimentary about snow removal operations and emergency preparedness. The airport is still waiting for the final closeout letter. The FAA did leave some suggestions for improvement and the airport will follow up after receiving the final letter.

The PARCS RFP window closed on March 31, 2025. Board Member Stone will be serving on the committee along with consultants and airport staff. Similarly, the RFQ for On-Call planning closed on the same date and the committee will include Board Members Greenberg and Mollineux. Staff expects to bring a recommendation for both at the May meeting.

Interim Airport Director Burke provided an update on pending legislation that may impact airport operations. Montana House Bill 731 mandates that publicly-funded airports provide specific services at no cost and guarantee entrance and egress from the airport. Montana House Bill 571 seeks to prohibit the use of ADS-B data and hide data due to privacy concerns. The airport uses ADS-B data for a variety of uses including snow removal operations, staffing, and collecting landing fees. Multiple states are considering blocking this data. The final bill is Idaho Senate Bill 1180 which prohibits the use of License Plate Reader Technology by non-law enforcement agencies. This may impact the new parking lot technology that the airport plans to install. Board Member Greenberg asked for clarification on if federal or state law has the overriding jurisdiction. Interim Airport Director Burke clarified that the airport will be consulting legal counsel regarding conflicts between federal and state law and that the state law may violate FAA grant assurances. Board Member Greenberg stated that the airport's landing fee technology utilizes a camera to scan the tail number of the aircraft. Interim Airport Director Burke clarified that our technology is the Vector system which is hybrid and uses both cameras and ADS-B data.

Vice Chair Davis stated that Idaho SB1180 passed the Idaho Senate and was sitting in the House committee. Airport Counsel Laski specified that bill would primarily impact the parking lot and is not a concern of the FAA. Board Member Mollineux recommended a tour and visit with the House Transportation and Defense Committee. The airport would be happy to host a delegation. Other commercial airports in the state are also concerned.

V. AIRPORT STAFF BRIEF

A. Noise Complaints in March (See Attachment #2)

B. Profit & Loss, ATCT Traffic Operations Count and Enplanement Data **(See Attachment #3-#5)**

Interim Airport Director Burke reported that February was busy with a 13% increase in enplanements. March operations were up 24% likely due to the FIS Alpine World Cup.

C. Review Correspondence

None.

VI. ACTION ITEMS

(20:28)

A. NEW BUSINESS

1. Mead & Hunt Work Order #2020-8 – Consideration of Approval – **Attachment #6 - #8 ACTION ITEM**

Interim Airport Director Burke discussed the reason for undertaking the Airport Infrastructure and Optimization Study as requested by the FAA. This study will reevaluate the previous study including airspace, runway capacity, and aviation traffic forecasting. The Task Order includes the preparation of the new study, coordination with the airport and FAA, community outreach, documentation, and project management. The airport solicited an Independent Fee Estimate which was within 3.4% of the proposed Mead & Hunt fee of \$742,121. The planning study was not included in the FY25 budget and Staff will use contingency funds from PFC funding for the 5% not covered by FAA AIP funds.

Board Member Mollineux asked for a timeline for the project. The project is estimated to be completed within 12 months. The Board discussed capacity and operations.

MOTION: *Made by Vice Chair Davis to approve Mead & Hunt Work Order 2020-8 in the amount of \$742,121 pending FAA concurrence. Seconded by Secretary McCleary.*

PASSED UNANIMOUSLY

B. CONTINUING BUSINESS

1. None

VII. UPDATES AND DISCUSSION

A. NEW BUSINESS

1. None

B. CONTINUING BUSINESS

(28:40)

1. Miscellaneous

i. None.

2. Construction and Capital Projects

i. None.

3. Airport Planning Projects

- i. None.

VIII. PUBLIC COMMENT

(28:52)

None.

IX. ADJOURNMENT

The April 1, 2025, Regular Meeting of the Friedman Memorial Airport Authority was adjourned at 6:01 p.m.

Angenie McCleary, Secretary

** Additional resources/materials that should be reviewed with these meeting minutes include but are not limited to the Friedman Memorial Airport Authority Board Packet briefing, the PowerPoint presentation prepared for this meeting and any referenced attachments.*

Friedman Memorial Airport Noise Inquiry Form

Date Received: 16-Apr-2025 07:38 MDT

Who is submitting (Community Member or Airport Authority on behalf of community member): Friedman Memorial Airport Staff (on behalf of a community member's verbal or voicemail complaint)

Contact Information:

- **Name:** James Thomas
- **Phone Number for call back:** On File **Email:** On File
- **Address:** [Hailey, Idaho](#)
- **Do you wish to be contacted by the Airport?** Yes

Noise Incident Information

- **Time of incident:** 2025-Apr-14 08:37
- **Type of Incident (Overflight, Low Flying, Circling, Hovering, Vibration/Rumbling, Late Night/Early Morning, Sustained Noise, Frequency of Flights, Unusually Loud, Other):** Flying over home
- **Comments:** North bound departure at 8:37am. Curious why this was allowed. Thought this was prohibited.
- **Attachments, if any (photo, video, recording):**

Important Information:

Public Records Law

- Per Idaho's Public Records Laws, all correspondence sent by or to Friedman Memorial Airport staff may be subject to public disclosure. All submissions using this form are a matter of public record.
- Entries submitted without names or complaints that do not directly correlate to aircraft operations at Friedman Memorial Airport may not be considered for review.

Jurisdiction of Airspace

- The Friedman Memorial Airport Authority (FMAA) does not hold jurisdiction over federal airspace, flight plans, patterns, or paths of aircraft. The Federal Aviation Administration (FAA) has sole authority for U.S. national airspace and the regulations that govern flight operations. Consequently, FMAA cannot reroute flights, establish enforceable curfews, or discriminate against aircraft operators regardless of the time of day, aircraft type, or operation type. Air Traffic Controllers (ATC), alone, have the authority to direct aircraft into/out of airports, and pilots, alone, are responsible for ensuring that their flights, including ground operations, are conducted in accordance with the FAA's established regulations.
- Further, in 1990, Congress enacted the Aircraft Noise and Capacity Act (ANCA), which prohibits airports from restricting flights by time of day, frequency, aircraft type, or location. Since FMAA is an open-access, public-use airport, it *cannot* discriminate against any aircraft using this facility 24/7. To do otherwise violates the Interstate Commerce Clause of the U.S. Constitution.
- FMAA does, however, proactively manage a highly effective noise abatement program and voluntary curfew. Airport management contacts all pilots whose operations violate the voluntary curfew. The airport uses this opportunity to educate the aircraft operator on these operations' adverse effects on the community.



I have read and understood the above information:

Outcome/Resolution (Airport response)

Tim Burke returned resident's call to explain Airport's authoritative limitations related to controlling aircraft operations. Resident was told about the Airport voluntary noise abatement program that aims to reduce noise disturbances through voluntary compliance and education.

Friedman Memorial Airport
Profit & Loss Budget vs. Actual (COMBINED '25)

9:47 AM

05/01/2025

Accrual Basis

	Oct '24 - Mar 25	Budget	\$ Over Budget	% of Budget
Ordinary Income/Expense				
Income				
4000-00 · AIRCARRIER				
4000-01 · Aircarrier - Lease Space	280,332.85	529,885.00	-249,552.15	52.9%
4000-02 · Aircarrier - Landing Fees	181,152.33	286,355.00	-105,202.67	63.26%
4000-03 · Aircarrier - Gate Fees	0.00	0.00	0.00	0.0%
4000-04 · Aircarrier - Utility Fees	180.00	360.00	-180.00	50.0%
4010-07 · Aircarrier - '14 PFC App	0.00	440,000.00	-440,000.00	0.0%
4010-08 · Aircarrier - '25 PFC App	146,068.88			
Total 4000-00 · AIRCARRIER	607,734.06	1,256,600.00	-648,865.94	48.36%
4020-00 · TERMINAL AUTO PARKING REVENUE				
4020-01 · Automobile Parking - Terminal	502,802.01	900,000.00	-397,197.99	55.87%
4020-02 · Automobile Parking - Passes	600.00	600.00	0.00	100.0%
Total 4020-00 · TERMINAL AUTO PARKING REVENUE	503,402.01	900,600.00	-397,197.99	55.9%
4030-00 · AUTO RENTAL REVENUE				
4030-01 · Automobile Rental - Commission	443,118.10	728,300.00	-285,181.90	60.84%
4030-02 · Automobile Rental - Lease Space	17,484.48	34,000.00	-16,515.52	51.43%
4030-03 · Automobile Rental - Auto Prkng	39,323.48	72,000.00	-32,676.52	54.62%
4030-04 · Automobile Rental - Utilities	557.91	2,500.00	-1,942.09	22.32%
4030-00 · AUTO RENTAL REVENUE - Other	0.00	0.00	0.00	0.0%
Total 4030-00 · AUTO RENTAL REVENUE	500,483.97	836,800.00	-336,316.03	59.81%
4040-00 · TERMINAL CONCESSION REVENUE				
4040-01 · Terminal Shops - Commission	33,925.96	44,000.00	-10,074.04	77.1%
4040-03 · Terminal Shops - Utility Fees	557.89	2,500.00	-1,942.11	22.32%
4040-10 · Advertising - Commission	32,183.65	45,000.00	-12,816.35	71.52%
4040-11 · Vending Machines - Commission	3,862.28	7,350.00	-3,487.72	52.55%
4040-12 · Terminal ATM	300.00	600.00	-300.00	50.0%
Total 4040-00 · TERMINAL CONCESSION REVENUE	70,829.78	99,450.00	-28,620.22	71.22%
4050-00 · FBO REVENUE				
4050-01 · FBO - Lease Space	98,976.52	199,838.00	-100,861.48	49.53%
4050-02 · FBO - Overnight Parking Fees	123,267.15	561,673.00	-438,405.85	21.95%
4050-04 · FBO - Commission	25,038.03	58,122.00	-33,083.97	43.08%
4050-07 · FBO - Miscellaneous	0.00	0.00	0.00	0.0%
Total 4050-00 · FBO REVENUE	247,281.70	819,633.00	-572,351.30	30.17%
4060-00 · FUEL FLOWAGE REVENUE				
4060-01 · Fuel Flowage - FBO	280,349.31	464,500.00	-184,150.69	60.36%
Total 4060-00 · FUEL FLOWAGE REVENUE	280,349.31	464,500.00	-184,150.69	60.36%
4070-00 · TRANSIENT LANDING FEES REVENUE				
4070-02 · Landing Fees - Non-Comm./Gov't	377,242.38	607,000.00	-229,757.62	62.15%
Total 4070-00 · TRANSIENT LANDING FEES REVENUE	377,242.38	607,000.00	-229,757.62	62.15%
4080-00 · HANGAR REVENUE				
4080-01 · Land Lease - Hangar	383,499.18	783,400.00	-399,900.82	48.95%
4080-02 · Land Lease - Hangar/Trans. Fee	40,637.50	100,000.00	-59,362.50	40.64%
4080-03 · Hangar/Utilities (E8,11,24)	321.97	500.00	-178.03	64.39%
4080-05 · Land Lease - FMA Hangar Rentals	25,649.00	50,000.00	-24,351.00	51.3%
Total 4080-00 · HANGAR REVENUE	450,107.65	933,900.00	-483,792.35	48.2%
4090-00 · TIEDOWN PERMIT FEES REVENUE				
4090-01 · Tiedown Permit Fees (FMA)	35,588.00	37,000.00	-1,412.00	96.18%
Total 4090-00 · TIEDOWN PERMIT FEES REVENUE	35,588.00	37,000.00	-1,412.00	96.18%
4100-00 · CARGO CARRIERS REVENUE				
4100-01 · Cargo Carriers - Landing Fees	0.00	0.00	0.00	0.0%

	Oct '24 - Mar 25	Budget	\$ Over Budget	% of Budget
4100-02 · Cargo Carriers - Tiedown	720.00	5,500.00	-4,780.00	13.09%
4100-00 · CARGO CARRIERS REVENUE - Other	0.00	0.00	0.00	0.0%
Total 4100-00 · CARGO CARRIERS REVENUE	720.00	5,500.00	-4,780.00	13.09%
4110-00 · MISCELLANEOUS REVENUE				
4110-01 · Misc. Revenue	42,750.00	2,000.00	40,750.00	2,137.5%
4110-05 · Misc. Incident/Accident	443.75	0.00	443.75	100.0%
4110-09 · Miscellaneous Expense Reimburse	1,042.91	0.00	1,042.91	100.0%
4900-00 · GAIN/LOSS ON EQUIP. DISP.	0.00	0.00	0.00	0.0%
4110-00 · MISCELLANEOUS REVENUE - Other	0.00	0.00	0.00	0.0%
Total 4110-00 · MISCELLANEOUS REVENUE	44,236.66	2,000.00	42,236.66	2,211.83%
4120-00 · GROUND TRANSP. PERMIT REVENUE				
4120-01 · Ground Transportation Permit	23,400.00	24,000.00	-600.00	97.5%
4120-02 · GTSP - Trip Fee	2,940.00	0.00	2,940.00	100.0%
4120-00 · GROUND TRANSP. PERMIT REVENUE - Other	0.00	0.00	0.00	0.0%
Total 4120-00 · GROUND TRANSP. PERMIT REVENUE	26,340.00	24,000.00	2,340.00	109.75%
4400-00 · TSA/SECURITY				
4400-02 · Terminal Lease	21,212.52	42,425.00	-21,212.48	50.0%
4400-03 · Security Prox. Cards	29,340.00	33,500.00	-4,160.00	87.58%
4400-00 · TSA/SECURITY - Other	0.00	0.00	0.00	0.0%
Total 4400-00 · TSA/SECURITY	50,552.52	75,925.00	-25,372.48	66.58%
4450-00 · RANCH REVENUE				
4450-01 · Ranch House Rent	3,600.00	7,200.00	-3,600.00	50.0%
4450-02 · Ranch Lease	27,000.00	54,000.00	-27,000.00	50.0%
Total 4450-00 · RANCH REVENUE	30,600.00	61,200.00	-30,600.00	50.0%
4500-00 · IDAHO STATE GRANT PROGRAM REV.				
4500-23 · SUN-23	0.00	0.00	0.00	0.0%
4500-24 · SUN-24	0.00	0.00	0.00	0.0%
Total 4500-00 · IDAHO STATE GRANT PROGRAM REV.	0.00	0.00	0.00	0.0%
4520-00 · INTEREST REVENUE				
4520-01 · Interest Revenue - General	415,050.99	250,000.00	165,050.99	166.02%
4520-07 · Interest Revenue - '14 PFC	0.00	0.00	0.00	0.0%
4520-11 · Interest Revenue - Leases	0.00	0.00	0.00	0.0%
4520-12 · Interest Revenue - CFC	4,054.70	0.00	4,054.70	100.0%
4520-13 · Interest Revenue - '25 PFC	408.99			
Total 4520-00 · INTEREST REVENUE	419,514.68	250,000.00	169,514.68	167.81%
4600-00 · Relief Grants Oper.				
4600-01 · Coronavirus Relief Grants Oper.	0.00	0.00	0.00	0.0%
4600-02 · CRRSA/ARPA Operational	1,219,368.00	900,000.00	319,368.00	135.49%
4600-00 · Relief Grants Oper. - Other	1,629,111.00			
Total 4600-00 · Relief Grants Oper.	2,848,479.00	900,000.00	1,948,479.00	316.5%
4749-00 · AIP '49 - Acq. SRE/Pavement Mai				
4749-01 · AIP '49 - Acq. SRE/Pavement Mai	0.00	0.00	0.00	0.0%
Total 4749-00 · AIP '49 - Acq. SRE/Pavement Mai	0.00	0.00	0.00	0.0%
4750-00 · Terminal Area Plan (TAP)				
4750-01 · Terminal Area Plan	0.00	0.00	0.00	0.0%
Total 4750-00 · Terminal Area Plan (TAP)	0.00	0.00	0.00	0.0%
4752-00 · CARES Act				
4752-01 · CARES Act	0.00	0.00	0.00	0.0%
Total 4752-00 · CARES Act	0.00	0.00	0.00	0.0%
4753-00 · AIP '53 - Rehabilitate Runway				
4753-01 · AIP '53 - Rehabilitate Runway	-54,233.11	0.00	-54,233.11	100.0%
Total 4753-00 · AIP '53 - Rehabilitate Runway	-54,233.11	0.00	-54,233.11	100.0%
4756-00 · AIP '56 - Rehab Runway Phase 2				
4756-01 · AIP '56 - Rehab Runway Phase 2	-60,381.96	0.00	-60,381.96	100.0%

	Oct '24 - Mar 25	Budget	\$ Over Budget	% of Budget
Total 4756-00 · AIP '56 - Rehab Runway Phase 2	-60,381.96	0.00	-60,381.96	100.0%
4758-00 · AIP '58 - Rehab Runway Phase 3				
4758-01 · AIP '58 - Rehab Runway Phase 3	0.00	0.00	0.00	0.0%
Total 4758-00 · AIP '58 - Rehab Runway Phase 3	0.00	0.00	0.00	0.0%
4759-00 · AIP '59 - Acquire Land for Appr				
4759-01 · AIP '59 - Acquire Land for Appr	0.00	0.00	0.00	0.0%
Total 4759-00 · AIP '59 - Acquire Land for Appr	0.00	0.00	0.00	0.0%
4760-00 · AIP '60 - CARES Dev. Addendum				
4760-01 · AIP '60 - CARES Dev. Addendum	0.00	0.00	0.00	0.0%
Total 4760-00 · AIP '60 - CARES Dev. Addendum	0.00	0.00	0.00	0.0%
4761-00 · AIP '61 - Airfield Pavement Etc				
4761-01 · AIP '61 - Airfield Pavement Etc	-271,397.18	0.00	-271,397.18	100.0%
Total 4761-00 · AIP '61 - Airfield Pavement Etc	-271,397.18	0.00	-271,397.18	100.0%
4762-00 · AIP '62 - Airfield AGIS				
4762-01 · AIP '62 Airfield AGIS	0.00	0.00	0.00	0.0%
Total 4762-00 · AIP '62 - Airfield AGIS	0.00	0.00	0.00	0.0%
4763-00 · AIP '63 - GA Terminal				
4763-01 · AIP '63 GA Terminal	-10,261.35	0.00	-10,261.35	100.0%
Total 4763-00 · AIP '63 - GA Terminal	-10,261.35	0.00	-10,261.35	100.0%
4764-00 · AIP '64 - Infrastructure/Optimi				
4764-01 · AIP '64 - Infrastructure/Optimi	0.00	0.00	0.00	0.0%
Total 4764-00 · AIP '64 - Infrastructure/Optimi	0.00	0.00	0.00	0.0%
4850-00 · CFC Pass-through Revenue	152,128.13	0.00	152,128.13	100.0%
Total Income	6,249,316.25	7,274,108.00	-1,024,791.75	85.91%
Gross Profit	6,249,316.25	7,274,108.00	-1,024,791.75	85.91%
Expense				
5000 · EXPENDITURES				
5000-00 · "A" EXPENSES				
5000-01 · Salaries - Airport Director	132,465.67	183,335.00	-50,869.33	72.25%
5010-00 · Salaries - Deputy Director F&A	64,218.71	131,250.00	-67,031.29	48.93%
5010-01 · Salaries - Admin Coordinator	35,213.64	71,492.00	-36,278.36	49.26%
5010-04 · Salaries - Business Ops Coord	20,540.68	73,500.00	-52,959.32	27.95%
5020-00 · Salaries - Deputy Director O&M	64,404.84	155,311.00	-90,906.16	41.47%
5030-00 · Salaries - ARFF/OPS Specialist	307,737.06	618,478.00	-310,740.94	49.76%
5030-01 · Salaries - Parking Specialists	68,677.35	113,400.00	-44,722.65	60.56%
5040-00 · Salaries - Security Manager	54,458.26	111,302.00	-56,843.74	48.93%
5050-00 · Salaries- Seasonal-Snow Removal	58,466.20	50,000.00	8,466.20	116.93%
5050-01 · Salaries - Seasonal - Arpt Host	3,933.25	5,000.00	-1,066.75	78.67%
5050-02 · Salaries - Merit Increase	0.00	0.00	0.00	0.0%
5050-03 · Salaries - One-time Pay	29,511.56	35,000.00	-5,488.44	84.32%
5050-04 · Salaries - ARFF Coverage	756.00	2,500.00	-1,744.00	30.24%
5060-01 · Overtime - General	2,484.40	15,000.00	-12,515.60	16.56%
5060-02 · Overtime - Snow Removal	20,040.22	45,000.00	-24,959.78	44.53%
5070-05 · Compensated Absences Accrued	0.00	0.00	0.00	0.0%
5100-00 · Retirement	87,973.49	184,970.00	-96,996.51	47.56%
5110-00 · Social Security/Medicare	63,661.62	123,208.00	-59,546.38	51.67%
5120-00 · Life Insurance	633.75	2,000.00	-1,366.25	31.69%
5130-00 · Medical Insurance	142,010.88	260,000.00	-117,989.12	54.62%
5160-00 · Workman's Compensation	21,309.00	20,000.00	1,309.00	106.55%
5170-00 · Unemployment Claims	0.00	0.00	0.00	0.0%
Total 5000-00 · "A" EXPENSES	1,178,496.58	2,200,746.00	-1,022,249.42	53.55%
6000 · "B" EXPENDITURES				
6000-0 · "B" EXPENSES - ADMINISTRATIVE				
6000-00 · TRAVEL EXPENSE				

	Oct '24 - Mar 25	Budget	\$ Over Budget	% of Budget
6000-01 · Travel	10,922.63	50,000.00	-39,077.37	21.85%
Total 6000-00 · TRAVEL EXPENSE	10,922.63	50,000.00	-39,077.37	21.85%
6010-00 · SUPPLIES/EQUIPMENT EXPENSE				
6010-01 · Supplies/Equipment - Office	4,880.56	8,000.00	-3,119.44	61.01%
6010-02 · Supplies/Equipment - Parking	673.46	1,000.00	-326.54	67.35%
6010-03 · Supplies/Equipment - Computer	8,909.90	30,000.00	-21,090.10	29.7%
Total 6010-00 · SUPPLIES/EQUIPMENT EXPENSE	14,463.92	39,000.00	-24,536.08	37.09%
6020-00 · INSURANCE				
6020-01 · Insurance	118,832.00	120,000.00	-1,168.00	99.03%
Total 6020-00 · INSURANCE	118,832.00	120,000.00	-1,168.00	99.03%
6030-00 · UTILITIES				
6030-01 · Utilities - Gas/Terminal	2,946.00	23,000.00	-20,054.00	12.81%
6030-02 · Utilities - Gas/AOB & Cold Stor	2,136.00	10,000.00	-7,864.00	21.36%
6030-03 · Utilities - Elect./Runway&PAPI	3,038.78	5,500.00	-2,461.22	55.25%
6030-04 · Utilities - Elec./AOB & Cold St	5,295.33	10,000.00	-4,704.67	52.95%
6030-05 · Utilities - Electric/Terminal	34,086.82	72,000.00	-37,913.18	47.34%
6030-06 · Utilities - Telephone	9,075.09	23,000.00	-13,924.91	39.46%
6030-07 · Utilities - Water	2,446.32	10,000.00	-7,553.68	24.46%
6030-08 · Utilities - Garbage Removal	17,160.89	15,000.00	2,160.89	114.41%
6030-09 · Utilities - Sewer	4,643.35	10,000.00	-5,356.65	46.43%
6030-11 · Utilities - Electric/Tower	4,163.92	7,000.00	-2,836.08	59.49%
6030-12 · Utilities - Elec./Brdfrd.Hghl	325.40	800.00	-474.60	40.68%
6030-13 · Utilities - Elec. Exit Booth	672.50	1,500.00	-827.50	44.83%
6030-15 · Utilities - Elec/AWOS	2,270.16	3,500.00	-1,229.84	64.86%
6030-16 · Utilities - Elec. Wind Cone	163.14	200.00	-36.86	81.57%
6030-17 · Utilities - Elec./Gas- Hangar	3,248.90	7,000.00	-3,751.10	46.41%
6030-20 · Utilities - Ranch	222.95	60,000.00	-59,777.05	0.37%
Total 6030-00 · UTILITIES	91,895.55	258,500.00	-166,604.45	35.55%
6040-00 · SERVICE PROVIDER				
6040-01 · Service Provider - General	129.95	0.00	129.95	100.0%
6040-02 · Service Provider - Term. Serv.	4,157.72	7,000.00	-2,842.28	59.4%
6040-03 · Service Provider - AOB Services	47,192.23	81,000.00	-33,807.77	58.26%
6040-04 · Service Provider-Ops./Airfield	17,037.94	20,000.00	-2,962.06	85.19%
6040-13 · Service Provider-Parking Lot	44,220.27	85,000.00	-40,779.73	52.02%
Total 6040-00 · SERVICE PROVIDER	112,738.11	193,000.00	-80,261.89	58.41%
6050-00 · PROFESSIONAL SERVICES				
6050-01 · Professional Services - Legal	72,673.44	250,000.00	-177,326.56	29.07%
6050-02 · Professional Serv. - Audit/Fina	85,633.56	133,350.00	-47,716.44	64.22%
6050-03 · Professional Services - Enginee	19,862.47	40,000.00	-20,137.53	49.66%
6050-04 · Professional Services - HR	8,170.46	15,000.00	-6,829.54	54.47%
6050-05 · Professional Services - Gen.	16,343.69	20,000.00	-3,656.31	81.72%
6050-10 · Prof. Svcs.-IT/Comp. Support	89,060.57	170,000.00	-80,939.43	52.39%
6050-12 · Prof. Serv.- Planning Air Serv.	666.25	2,000.00	-1,333.75	33.31%
6050-13 · Prof. Serv.-Website Hosting	1,054.98	1,200.00	-145.02	87.92%
6050-15 · Prof. Serv.-Web Maint-Outreach	2,478.11	30,000.00	-27,521.89	8.26%
6050-17 · Prof. Serv. - Airspace Consult.	0.00	40,000.00	-40,000.00	0.0%
6050-18 · Prof. Services - Approach Maint	0.00	20,000.00	-20,000.00	0.0%
6050-19 · Prof. Serv.-ATCT Relocation	3,135.00	25,000.00	-21,865.00	12.54%
6050-21 · Professional Services - Other	6,459.00	45,000.00	-38,541.00	14.35%
Total 6050-00 · PROFESSIONAL SERVICES	305,537.53	791,550.00	-486,012.47	38.6%
6060-00 · MAINTENANCE-OFFICE EQUIPMENT				
6060-04 · Maintenance - Copier	531.88	2,000.00	-1,468.12	26.59%
6060-05 · Maintenance - Phone	0.00	1,400.00	-1,400.00	0.0%
Total 6060-00 · MAINTENANCE-OFFICE EQUIPMENT	531.88	3,400.00	-2,868.12	15.64%

	Oct '24 - Mar 25	Budget	\$ Over Budget	% of Budget
6070-00 · RENT/LEASE OFFICE EQUIPMENT				
6070-02 · Rent/Lease - Postage Meter	1,320.84	1,500.00	-179.16	88.06%
Total 6070-00 · RENT/LEASE OFFICE EQUIPMENT	1,320.84	1,500.00	-179.16	88.06%
6080-00 · DUES/MEMBERSHIPS				
6080-01 · Dues/Memberships	10,479.00	15,000.00	-4,521.00	69.86%
6080-07 · Cove Canal Assoc Dues - Ranch	0.00	3,200.00	-3,200.00	0.0%
Total 6080-00 · DUES/MEMBERSHIPS	10,479.00	18,200.00	-7,721.00	57.58%
6090-00 · POSTAGE				
6090-01 · Postage/Courier Service	2,428.19	1,166.00	1,262.19	208.25%
Total 6090-00 · POSTAGE	2,428.19	1,166.00	1,262.19	208.25%
6100-00 · EDUCATION/TRAINING				
6100-01 · Education/Training - Admin.	5,486.75	10,000.00	-4,513.25	54.87%
6100-02 · Education/Training - OPS	4,950.49	20,000.00	-15,049.51	24.75%
6100-03 · Education/Training - ARFF	10,443.29	15,000.00	-4,556.71	69.62%
6100-04 · Ed/Train. - ARFF Trienn. Drill	0.00	0.00	0.00	0.0%
6100-06 · Education - Security	110.00	3,000.00	-2,890.00	3.67%
Total 6100-00 · EDUCATION/TRAINING	20,990.53	48,000.00	-27,009.47	43.73%
6101-00 · PUBLIC OUTREACH/ADS/COMMUNICATI				
6101-01 · Advertising/Social Media/Sponso	10,213.34	30,000.00	-19,786.66	34.04%
6101-02 · Public Outr/Comm - Noise Abatem	0.00	500.00	-500.00	0.0%
6101-03 · Public Outr/Comm - SAAC	11,879.49	10,000.00	1,879.49	118.8%
6101-00 · PUBLIC OUTREACH/ADS/COMMUNICATI - Other	0.00	0.00	0.00	0.0%
Total 6101-00 · PUBLIC OUTREACH/ADS/COMMUNICATI	22,092.83	40,500.00	-18,407.17	54.55%
6110-00 · CONTRACTS				
6110-02 · Contracts - FMAA	30,000.00	84,000.00	-54,000.00	35.71%
6110-16 · Contracts - Prkg Mngt Fee/Ops	4,937.16	30,000.00	-25,062.84	16.46%
6110-17 · Contracts - Landing Fee Equip.	14,068.86	17,305.00	-3,236.14	81.3%
6110-18 · Contracts - Vector Commissions	49,041.51	78,910.00	-29,868.49	62.15%
Total 6110-00 · CONTRACTS	98,047.53	210,215.00	-112,167.47	46.64%
6130-00 · MISCELLANEOUS EXPENSES				
6130-01 · Misc. - General	10,803.80	15,000.00	-4,196.20	72.03%
6140-00 · Bank Fees	-10.00			
6140-01 · Merchant Fees	261.14	600.00	-338.86	43.52%
6150-03 · Interest expense - leases	0.00	0.00	0.00	0.0%
Total 6130-00 · MISCELLANEOUS EXPENSES	11,054.94	15,600.00	-4,545.06	70.87%
Total 6000-0 · "B" EXPENSES - ADMINISTRATIVE	821,335.48	1,790,631.00	-969,295.52	45.87%
6001 · "B" EXPENSES - OPERATIONAL				
6500-00 · SUPPLIES/EQUIPMENT-OPERATIONS				
6500-01 · Supplies/Equipment - General	2,098.98	13,500.00	-11,401.02	15.55%
6500-02 · Supplies/Equipment - Tools	3,758.00	20,000.00	-16,242.00	18.79%
6500-03 · Supplies/Equipment-ClothingOps	2,363.02	4,000.00	-1,636.98	59.08%
6500-04 · Supplies/Equipment - Janitorial	24,717.04	42,000.00	-17,282.96	58.85%
6500-07 · Supplies/Equipment-ClothingPark	0.00	2,000.00	-2,000.00	0.0%
Total 6500-00 · SUPPLIES/EQUIPMENT-OPERATIONS	32,937.04	81,500.00	-48,562.96	40.41%
6505-00 · EQUIP/VEHICLE - LEASE/RENTAL				
6505-01 · Eq./Vehi Lease/Rental - General	134,795.79	98,264.00	36,531.79	137.18%
Total 6505-00 · EQUIP/VEHICLE - LEASE/RENTAL	134,795.79	98,264.00	36,531.79	137.18%
6510-00 · FUEL/LUBRICANTS				
6510-01 · General	875.00	0.00	875.00	100.0%
6510-02 · Fuel	38,346.49	65,000.00	-26,653.51	59.0%
6510-03 · Lubricants	192.00	7,000.00	-6,808.00	2.74%
Total 6510-00 · FUEL/LUBRICANTS	39,413.49	72,000.00	-32,586.51	54.74%
6520-00 · VEHICLES/MAINTENANCE				
6520-01 · R/M Equipment - General	28,541.60	80,000.00	-51,458.40	35.68%

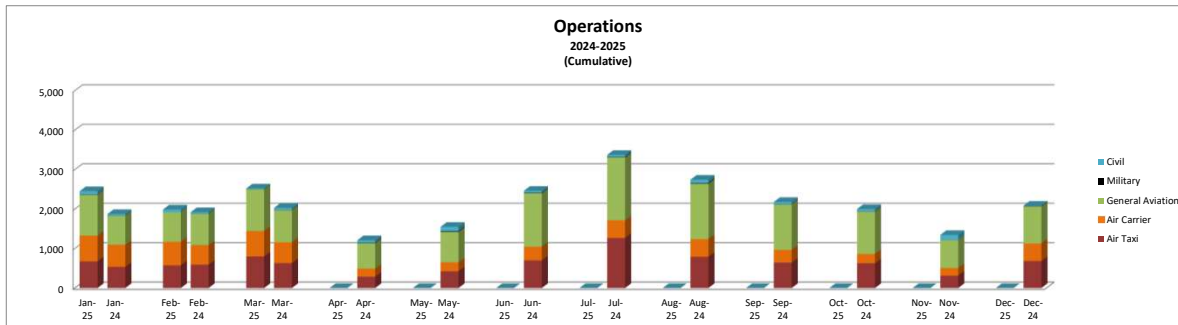
	Oct '24 - Mar 25	Budget	\$ Over Budget	% of Budget
6520-06 · R/M Equip. - '85 Ford Dump	0.00	2,000.00	-2,000.00	0.0%
6520-08 · R/M Equip. - '96 Tiger Tractor	0.00	0.00	0.00	0.0%
6520-09 · R/M Equip. - '96 Oshkosh Swp.	0.00	0.00	0.00	0.0%
6520-17 · R/M Equip. '01 Case 921 Ldr.	0.00	1,500.00	-1,500.00	0.0%
6520-20 · R/M Equip. - '02 Kodiak Blower	0.00	3,000.00	-3,000.00	0.0%
6520-25 · R/M Equip. - '04 Batts De-Ice	0.00	1,000.00	-1,000.00	0.0%
6520-28 · R/M Equip. - '06 Case 621 Loader	0.00	1,500.00	-1,500.00	0.0%
6520-29 · R/M Equip. - '10 Waus Broom/Plow	0.00	1,500.00	-1,500.00	0.0%
6520-30 · ZzZ_R/M Equip. - '05 Ford F-350	0.00	1,500.00	-1,500.00	0.0%
6520-31 · R/M Equip. - '10 Oshkosh Blower	317.95	10,000.00	-9,682.05	3.18%
6520-32 · R/M Equip. - '09 Mini Truck	55.96	1,000.00	-944.04	5.6%
6520-34 · R/M Equip. - '12 Case 921F Load	0.00	1,500.00	-1,500.00	0.0%
6520-36 · R/M Equip. - '10 Toyota Forklif	0.00	1,000.00	-1,000.00	0.0%
6520-37 · ZzZ_R/M Equip. - '15 Tool Cat	0.00	0.00	0.00	0.0%
6520-38 · R/M Equip. - '15 Wausau Broom	19.87	6,000.00	-5,980.13	0.33%
6520-39 · R/M Equip. - Boss Spreader	0.00	250.00	-250.00	0.0%
6520-40 · R/M Equip. - '17 Ford-350 Super	4,753.12	3,000.00	1,753.12	158.44%
6520-41 · R/M Equip. - '17 Kodiak Blower	525.96	3,000.00	-2,474.04	17.53%
6520-42 · R/M Equip. - '18 Kodiak Attach.	0.00	0.00	0.00	0.0%
6520-43 · ZzZ_R/M Equip. - '18 279D	0.00	0.00	0.00	0.0%
6520-44 · ZzZ_R/M Equip. - '18 Cat 972	0.00	0.00	0.00	0.0%
6520-45 · ZzZ_R/M Equip. - '19 Oshkosh	0.00	0.00	0.00	0.0%
6520-46 · R/M Equip. - '20 Chev. 1500 PU	30.39	1,500.00	-1,469.61	2.03%
6520-47 · ZzZ_R/M Equip. - '19 Cat 972	1,945.55	1,500.00	445.55	129.7%
6520-48 · ZzZ_R/M Equip. - '18 New Holland	0.00	0.00	0.00	0.0%
6520-49 · R/M Equip. - '21 MB Combo	377.40	15,000.00	-14,622.60	2.52%
6520-50 · R/M Equip. - '22 MB Combo	377.40	15,000.00	-14,622.60	2.52%
6520-51 · R/M Equip. - '22 MB Deice Truck	0.00	5,000.00	-5,000.00	0.0%
6520-52 · R/M Equip. - '22 MB4 Blower	589.33	500.00	89.33	117.87%
6520-53 · R/M Equip. - '22 F-350	0.00	1,500.00	-1,500.00	0.0%
6520-54 · R/M Equip. - '23 Expedition	0.00	1,500.00	-1,500.00	0.0%
6520-55 · R/M Equip. - '23 Ford Maverick	0.00	1,500.00	-1,500.00	0.0%
6520-56 · R/M Equip. - '99 Econoline Van	0.00	500.00	-500.00	0.0%
6520-57 · R/M Equip. - '24 F-350	968.19	2,000.00	-1,031.81	48.41%
6520-58 · R/M Equip. - '23 972 Loader	0.00	1,500.00	-1,500.00	0.0%
6520-59 · R/M Equip. - '23 NorstarTrailer	0.00	500.00	-500.00	0.0%
6520-60 · R/M Equip. - '24 MB5 Combo	0.00	15,000.00	-15,000.00	0.0%
6520-61 · R/M Equip. - '17 MT6 Trackless	1,746.88	5,000.00	-3,253.12	34.94%
6520-62 · R/M Equip - '24 299 Skidsteer	644.78	2,500.00	-1,855.22	25.79%
6520-63 · R/M Equip - '24 MetalPless	0.00	0.00	0.00	0.0%
6520-64 · R/M Equip - '25 972 Loader	0.00	0.00	0.00	0.0%
6520-65 · R/M Equip - '25 MetalPless	0.00	0.00	0.00	0.0%
6520-00 · VEHICLES/MAINTENANCE - Other	0.00	0.00	0.00	0.0%
Total 6520-00 · VEHICLES/MAINTENANCE	40,894.38	187,750.00	-146,855.62	21.78%
6530-00 · ARFF MAINTENANCE				
6530-01 · ARFF Maint. Gen/Supplies	1,199.79	10,000.00	-8,800.21	12.0%
6530-04 · ARFF Maint. - Radios	28.39	10,000.00	-9,971.61	0.28%
6530-05 · ZzZ_ARFF MAint. - '03 E-One	0.00	2,500.00	-2,500.00	0.0%
6530-06 · ARFF Maint. - '20 Oshkosh Strik	37,459.27	2,500.00	34,959.27	1,498.37%
6530-08 · ARFF Maint. - '24 Oshkosh Strik	0.00	0.00	0.00	0.0%
Total 6530-00 · ARFF MAINTENANCE	38,687.45	25,000.00	13,687.45	154.75%
6540-00 · REPAIRS/MAINTENANCE - BUILDING				
6540-01 · R/M Bldg. - General	0.00	1,500.00	-1,500.00	0.0%
6540-02 · R/M Bldg. - Terminal	94,680.82	150,000.00	-55,319.18	63.12%

	Oct '24 - Mar 25	Budget	\$ Over Budget	% of Budget
6540-03 · R/M Bldg. - Terminal Concession	0.00	6,000.00	-6,000.00	0.0%
6540-04 · R/M Bldg. - Cold Storage	0.00	1,500.00	-1,500.00	0.0%
6540-05 · R/M Bldg. - AOB/SHOP	12,825.59	40,200.00	-27,374.41	31.9%
6540-06 · R/M Bldg. - Hangars	2,296.60	5,000.00	-2,703.40	45.93%
6540-07 · R/M Bldg. - Tower	4,003.43	13,000.00	-8,996.57	30.8%
6540-10 · R/M Bldg. - Ranch	0.00	15,000.00	-15,000.00	0.0%
6540-00 · REPAIRS/MAINTENANCE - BUILDING - Other	0.00	0.00	0.00	0.0%
Total 6540-00 · REPAIRS/MAINTENANCE - BUILDING	113,806.44	232,200.00	-118,393.56	49.01%
6550-00 · REPAIRS/MAINTENANCE - AIRSIDE				
6550-01 · R/M - General	3,909.02	8,000.00	-4,090.98	48.86%
6550-02 · R/M - Airfield/Runway	3,724.40	40,000.00	-36,275.60	9.31%
6550-03 · R/M - Airfield/Runway - Deice	106,745.01	115,000.00	-8,254.99	92.82%
6550-04 · R/M - Lights	10,856.53	25,000.00	-14,143.47	43.43%
Total 6550-00 · REPAIRS/MAINTENANCE - AIRSIDE	125,234.96	188,000.00	-62,765.04	66.61%
6551-00 · REPAIRS/MAINTENANCE - LANDSIDE				
6551-01 · RM - General	7.50	10,500.00	-10,492.50	0.07%
6551-02 · R/M - Parking Lot	18,292.84	25,000.00	-6,707.16	73.17%
6551-03 · R/M - Landscaping	1,734.58	15,000.00	-13,265.42	11.56%
6551-04 · R/M - Ranch	1,666.49	100,000.00	-98,333.51	1.67%
Total 6551-00 · REPAIRS/MAINTENANCE - LANDSIDE	21,701.41	150,500.00	-128,798.59	14.42%
6560-00 · SECURITY EXPENSE				
6560-01 · Security - General	3,237.93	10,500.00	-7,262.07	30.84%
6560-02 · Security - Law Enf. Offi. (LEO)	4,787.37	5,000.00	-212.63	95.75%
6560-03 · Security - Subscription Licen.	30,579.20	60,000.00	-29,420.80	50.97%
6560-04 · Security - Perim./Access/CCTV	13,360.43	24,000.00	-10,639.57	55.67%
6560-05 · Security - Professional Serv.	0.00	19,000.00	-19,000.00	0.0%
Total 6560-00 · SECURITY EXPENSE	51,964.93	118,500.00	-66,535.07	43.85%
6570-00 · REPAIRS/MAINT.-AERONAUTICAL EQU				
6570-01 · R/M Aeronautical Equip - NDB/DME	1,498.10	10,000.00	-8,501.90	14.98%
6570-02 · R/M Aeronautical Equip. - Tower	2,378.05	8,000.00	-5,621.95	29.73%
6570-04 · R/M Aeron. Equip. - AWOS/ATIS	2,193.10	8,500.00	-6,306.90	25.8%
Total 6570-00 · REPAIRS/MAINT.-AERONAUTICAL EQU	6,069.25	26,500.00	-20,430.75	22.9%
Total 6001 · "B" EXPENSES - OPERATIONAL	605,505.14	1,180,214.00	-574,708.86	51.31%
Total 6000 · "B" EXPENDITURES	1,426,840.62	2,970,845.00	-1,544,004.38	48.03%
7000 · "C" EXPENSES				
7001-00 · CAPITAL EXPENDITURES				
7001-01 · Land	0.00	0.00	0.00	0.0%
7001-02 · Buildings and Improvements	0.00	450,000.00	-450,000.00	0.0%
7001-03 · Airfield & General Improvements	0.00	2,000,000.00	-2,000,000.00	0.0%
7001-04 · Office Equipment	0.00	0.00	0.00	0.0%
7001-05 · Maintenance Equipment /Vehicle	0.00	310,000.00	-310,000.00	0.0%
7001-06 · Assessments/Plans/Studies	2,613.46	0.00	2,613.46	100.0%
7001-09 · Security Equipment	0.00	35,000.00	-35,000.00	0.0%
7001-10 · SRE Aquisition Non-AIP	118,370.00	0.00	118,370.00	100.0%
7001-12 · Network Equipment	33,350.00	30,000.00	3,350.00	111.17%
7001-99 · CONTINGENCY	0.00	2,000,000.00	-2,000,000.00	0.0%
Total 7001-00 · CAPITAL EXPENDITURES	154,333.46	4,825,000.00	-4,670,666.54	3.2%
7549-00 · AIP '49 - SRE Aqu., Pavement Ma				
7549-01 · AIP '49 - Eligible	0.00	0.00	0.00	0.0%
Total 7549-00 · AIP '49 - SRE Aqu., Pavement Ma	0.00	0.00	0.00	0.0%
7553-00 · AIP '53 - Rehab RW, TW & Apron				
7553-01 · AIP '53 - Eligible	2,315.32	0.00	2,315.32	100.0%
Total 7553-00 · AIP '53 - Rehab RW, TW & Apron	2,315.32	0.00	2,315.32	100.0%
7556-00 · AIP '56 - Rehab Runway Phase 2				

	Oct '24 - Mar 25	Budget	\$ Over Budget	% of Budget
7556-01 · AIP '56 - Eligible	11,304.24	0.00	11,304.24	100.0%
Total 7556-00 · AIP '56 - Rehab Runway Phase 2	11,304.24	0.00	11,304.24	100.0%
7558-00 · AIP '58 - Rehab Runway Phase 3				
7558-01 · AIP '58 - Eligible	29,178.90	0.00	29,178.90	100.0%
Total 7558-00 · AIP '58 - Rehab Runway Phase 3	29,178.90	0.00	29,178.90	100.0%
7559-00 · AIP '59 - Acquire Land				
7559-01 · AIP '59 - Eligible	1,672.00	0.00	1,672.00	100.0%
Total 7559-00 · AIP '59 - Acquire Land	1,672.00	0.00	1,672.00	100.0%
7560-00 · AIP '60 - Development Addendum				
7560-01 · AIP '60 - Eligible	0.00	0.00	0.00	0.0%
Total 7560-00 · AIP '60 - Development Addendum	0.00	0.00	0.00	0.0%
7561-00 · AIP '61 - Airfield Pavement Etc				
7561-01 · AIP '61 - Airfield Pavement Etc	531,430.67	0.00	531,430.67	100.0%
Total 7561-00 · AIP '61 - Airfield Pavement Etc	531,430.67	0.00	531,430.67	100.0%
7562-00 · AIP '62 Airfield AGIS				
7562-01 · AIP '62 - Airfield AGIS	0.00	0.00	0.00	0.0%
Total 7562-00 · AIP '62 Airfield AGIS	0.00	0.00	0.00	0.0%
7563-00 · AIP '63 GA Terminal				
7563-01 · AIP '63 GA Terminal	3,500.00	0.00	3,500.00	100.0%
Total 7563-00 · AIP '63 GA Terminal	3,500.00	0.00	3,500.00	100.0%
7564-00 · AIP '64 Infrastructure/Optimi				
7564-01 · AIP '64 Infrastructure/Optimi	0.00	0.00	0.00	0.0%
7564-00 · AIP '64 Infrastructure/Optimi - Other	3,500.00			
Total 7564-00 · AIP '64 Infrastructure/Optimi	3,500.00	0.00	3,500.00	100.0%
9002-00 · PFC 25-11-C-00-SUN				
9002-01 · PFC '25 Expand Term Apron (001)	0.00	0.00	0.00	0.0%
Total 9002-00 · PFC 25-11-C-00-SUN	0.00	0.00	0.00	0.0%
Total 7000 · "C" EXPENSES	737,234.59	4,825,000.00	-4,087,765.41	15.28%
Total 5000 · EXPENDITURES	3,342,571.79	9,996,591.00	-6,654,019.21	33.44%
9999-00 · Depreciation	0.00	0.00	0.00	0.0%
9999-01 · Amortization	0.00	0.00	0.00	0.0%
9999-02 · Donation of assets	0.00	0.00	0.00	0.0%
Total Expense	3,342,571.79	9,996,591.00	-6,654,019.21	33.44%
Net Ordinary Income	2,906,744.46	-2,722,483.00	5,629,227.46	-106.77%
Other Income/Expense				
Other Expense				
6140-00	78.00			
Total Other Expense	78.00			
Net Other Income	-78.00	0.00	-78.00	100.0%
Net Income	2,906,666.46	-2,722,483.00	5,629,149.46	-106.77%

Friedman Memorial Airport
March 2025

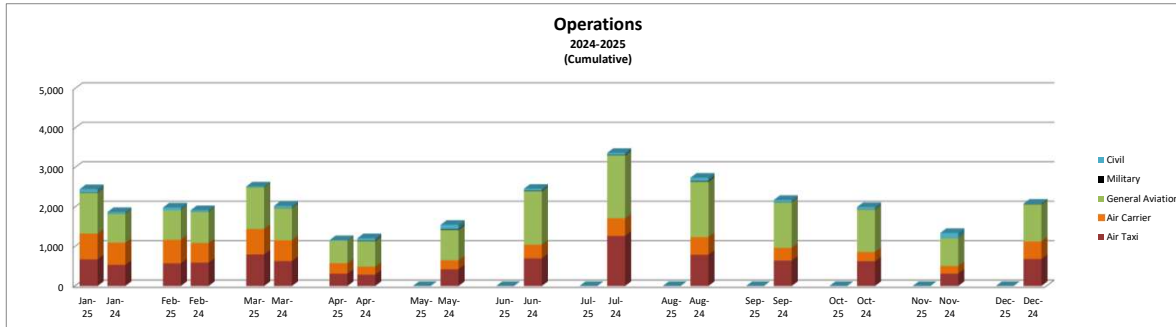
Month	2001	2002	2003	2004	2005	2006	2007	2008	2009	2010	2011	2012	2013	2014	2015	2016	2017	2018	2019	2020	2021	2022	2023	2024	2025
January	3,622	3,893	3,912	2,600	3,028	2,787	4,547	2,520	2,070	2,379	2,408	2,098	2,454	2,128	2,249	1,842	1,665	2,019	2,172	1,987	2,001	2,250	1,986	1,875	2,455
February	4,027	4,498	3,073	3,122	3,789	3,597	3,548	2,857	2,244	2,647	2,117	2,205	2,612	1,417	2,268	2,533	1,629	1,914	1,187	2,253	2,185	2,362	2,237	1,905	1,990
March	4,952	5,126	3,086	4,097	3,618	2,918	4,677	3,097	2,145	2,709	1,813	1,921	2,753	1,924	2,023	1,917	1,895	1,860	2,016	1,480	2,512	2,376	1,971	2,031	2,523
April	2,494	3,649	2,213	2,840	2,462	2,047	2,581	2,113	1,724	1,735	1,604	1,513	1,509	1,210	1,337	1,380	1,426	1,257	1,116	616	1,590	748	1,551	1,211	0
May	3,905	4,184	2,654	3,282	2,729	2,134	1,579	2,293	2,280	1,891	1,533	1,693	1,852	555	668	1,501	1,802	1,442	1,174	1,127	1,894	779	1,437	1,552	0
June	4,787	5,039	4,737	4,438	3,674	3,656	5,181	3,334	2,503	3,019	2,898	2,761	3,203	2,164	2,387	2,475	2,502	2,552	2,292	2,069	2,931	2,580	2,193	2,464	0
July	6,359	8,796	6,117	5,910	5,424	5,931	7,398	4,704	4,551	5,005	5,004	4,810	5,345	4,345	4,159	4,562	4,573	5,033	4,266	3,356	4,005	3,965	3,535	3,374	0
August	6,479	6,917	5,513	5,707	5,722	6,087	8,196	4,570	4,488	4,705	4,326	3,823	4,644	3,114	2,932	3,719	3,873	3,175	3,260	2,859	3,289	3,286	2,659	2,746	0
September	3,871	4,636	4,162	4,124	4,609	3,760	4,311	2,696	3,376	3,128	3,359	2,396	2,403	2,237	2,292	2,379	2,036	2,224	2,235	2,692	2,884	2,408	2,341	2,181	0
October	3,879	3,656	3,426	2,936	3,570	3,339	3,103	2,134	2,145	2,012	1,886	1,658	1,874	1,760	1,789	1,377	1,939	1,670	1,571	2,212	2,128	2,236	1,807	2,003	0
November	3,082	2,698	2,599	2,749	2,260	2,912	2,892	1,670	1,901	1,309	1,114	1,325	1,475	908	1,229	1,314	1,135	1,392	1,328	1,365	1,665	1,370	1,322	1,346	0
December	3,401	2,805	3,247	3,227	2,722	3,834	2,699	1,848	2,272	1,811	2,493	2,066	2,016	1,545	1,482	1,717	2,217	2,033	1,960	2,051	2,018	1,851	2,171	2,087	0
Totals	50,858	55,897	44,739	45,032	43,607	43,002	50,712	33,836	31,699	32,350	30,555	28,269	32,140	23,307	24,815	26,716	26,692	26,571	24,577	24,067	29,102	26,211	25,210	24,775	6,968



ATCT Operations Change (March 2025 vs. March 2024)			
	2025	2024	% Change
Air Taxi	801	633	26.5%
Air Carrier	645	527	22.4%
General Aviation	1,056	811	30.2%
Military	3	4	-25.0%
Civil	18	56	-67.9%
Total	2,523	2,031	24.2%
YTD Total	6,968	24,775	-71.9%

**Friedman Memorial Airport
April 2025**

Month	2001	2002	2003	2004	2005	2006	2007	2008	2009	2010	2011	2012	2013	2014	2015	2016	2017	2018	2019	2020	2021	2022	2023	2024	2025
January	3,622	3,893	3,912	2,600	3,028	2,787	4,547	2,520	2,070	2,379	2,408	2,098	2,454	2,128	2,249	1,842	1,665	2,019	2,172	1,987	2,001	2,250	1,986	1,875	2,455
February	4,027	4,498	3,073	3,122	3,789	3,597	3,548	2,857	2,244	2,647	2,117	2,205	2,612	1,417	2,268	2,533	1,629	1,914	1,187	2,253	2,185	2,362	2,237	1,905	1,990
March	4,952	5,126	3,086	4,097	3,618	2,918	4,677	3,097	2,145	2,709	1,813	1,921	2,753	1,924	2,023	1,917	1,895	1,860	2,016	1,480	2,512	2,376	1,971	2,031	2,523
April	2,494	3,649	2,213	2,840	2,462	2,047	2,581	2,113	1,724	1,735	1,604	1,513	1,509	1,210	1,337	1,380	1,426	1,257	1,116	616	1,590	748	1,551	1,211	1,163
May	3,905	4,184	2,654	3,282	2,729	2,134	1,579	2,293	2,280	1,891	1,533	1,693	1,852	555	668	1,501	1,802	1,442	1,174	1,127	1,894	779	1,437	1,552	0
June	4,787	5,039	4,737	4,438	3,674	3,656	5,181	3,334	2,503	3,019	2,898	2,761	3,203	2,164	2,387	2,475	2,502	2,552	2,292	2,069	2,931	2,580	2,193	2,464	0
July	6,359	8,796	6,117	5,910	5,424	5,931	7,398	4,704	4,551	5,005	5,004	4,810	5,345	4,345	4,159	4,562	4,573	5,033	4,266	3,356	4,005	3,965	3,535	3,374	0
August	6,479	6,917	5,513	5,707	5,722	6,087	8,196	4,570	4,488	4,705	4,326	3,823	4,644	3,114	2,932	3,719	3,873	3,175	3,260	2,859	3,289	3,286	2,659	2,746	0
September	3,871	4,636	4,162	4,124	4,609	3,760	4,311	2,696	3,376	3,128	3,359	2,396	2,403	2,237	2,292	2,379	2,036	2,224	2,235	2,692	2,884	2,408	2,341	2,181	0
October	3,879	3,656	3,426	2,936	3,570	3,339	3,103	2,134	2,145	2,012	1,886	1,658	1,874	1,760	1,789	1,377	1,939	1,670	1,571	2,212	2,128	2,236	1,807	2,003	0
November	3,082	2,698	2,599	2,749	2,260	2,912	2,892	1,670	1,901	1,309	1,114	1,325	1,475	908	1,229	1,314	1,135	1,392	1,328	1,365	1,665	1,370	1,322	1,346	0
December	3,401	2,805	3,247	3,227	2,722	3,834	2,699	1,848	2,272	1,811	2,493	2,066	2,016	1,545	1,482	1,717	2,217	2,033	1,960	2,051	2,018	1,851	2,171	2,087	0
Totals	50,858	55,897	44,739	45,032	43,607	43,002	50,712	33,836	31,699	32,350	30,555	28,269	32,140	23,307	24,815	26,716	26,692	26,571	24,577	24,067	29,102	26,211	25,210	24,775	8,131



ATCT Operations Change (April 2025 vs. April 2024)			
	2025	2024	% Change
Air Taxi	313	288	8.7%
Air Carrier	265	204	29.9%
General Aviation	569	644	-11.6%
Military	0	9	-100.0%
Civil	16	66	-75.8%
Total	1,163	1,211	-4.0%
YTD Total	8,131	24,775	-67.2%

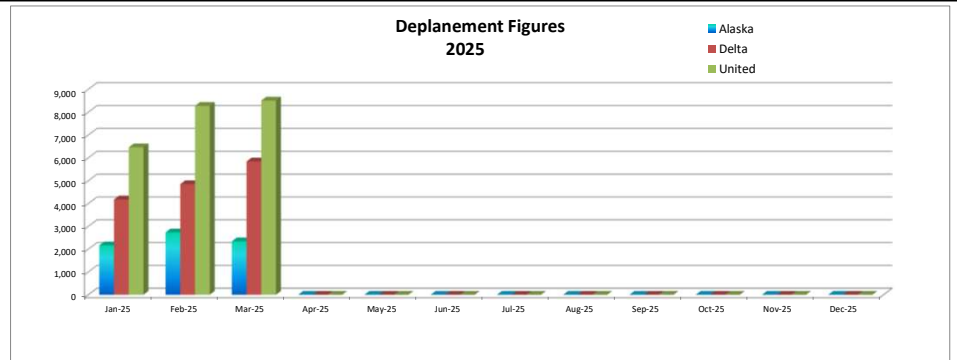
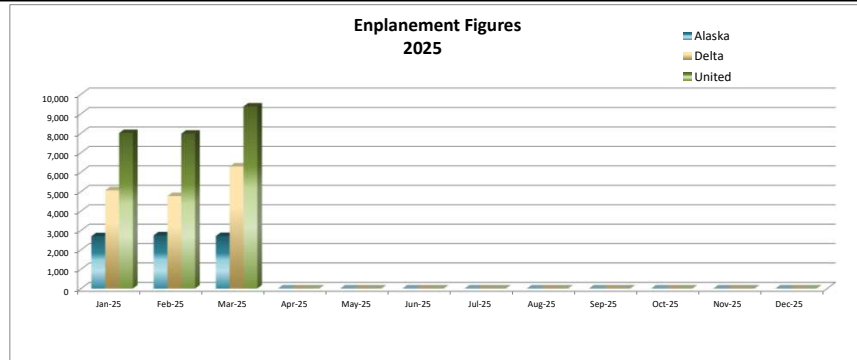
FRIEDMAN MEMORIAL AIRPORT
March 2025

2025 Enplanements																		
Date	Alaska Airlines					Delta Airlines					United Airlines					Total Enp.	Prior Year Total Enp.	Total % Change
	Revenue	Non-Revenue	Total	Prior Year Month	Total % Change	Revenue	Non-Revenue	Total	Prior Year Month	Total % Change	Revenue	Non-Revenue	Total	Prior Year Month	Total % Change			
Jan-25	2,612	86	2,698	2,127	26.8%	4,944	117	5,061	4,488	12.8%	7,884	121	8,005	8,167	-2.0%	15,764	14,782	6.6%
Feb-25	2,660	82	2,742	2,393	14.6%	4,670	95	4,765	3,416	39.5%	7,868	105	7,973	7,934	0.5%	15,480	13,743	12.6%
Mar-25	2,613	90	2,703	2,359	14.6%	6,156	130	6,286	3,672	71.2%	9,226	144	9,370	9,570	-2.1%	18,359	15,601	17.7%
Totals	7,885	258	8,143	6,879	18.4%	15,770	342	16,112	11,576	39.2%	24,978	370	25,348	25,671	-1.3%	49,603	44,126	12.4%

Legend for Chart:

2025 Deplanements																		
Date	Alaska Airlines					Delta Airlines					United Airlines					Total Dep.	Prior Year Total Dep.	Total % Change
	Revenue	Non-Revenue	Total	Prior Year Month	Total % Change	Revenue	Non-Revenue	Total	Prior Year Month	Total % Change	Revenue	Non-Revenue	Total	Prior Year Month	Total % Change			
Jan-25	2,099	69	2,168	1,788	21.3%	4,083	99	4,182	3,766	11.0%	6,336	128	6,464	6,609	-2.2%	12,814	12,163	5.4%
Feb-25	2,657	78	2,735	2,471	10.7%	4,765	88	4,853	3,447	40.8%	8,156	120	8,276	8,258	0.2%	15,864	14,176	11.9%
Mar-25	2,264	81	2,345	2,126	10.3%	5,692	153	5,845	3,400	71.9%	8,366	144	8,510	8,797	-3.3%	16,700	14,323	16.6%
Totals	7,020	228	7,248	6,385	13.5%	14,540	340	14,880	10,613	40.2%	22,858	392	23,250	23,664	-1.7%	45,378	40,662	11.6%

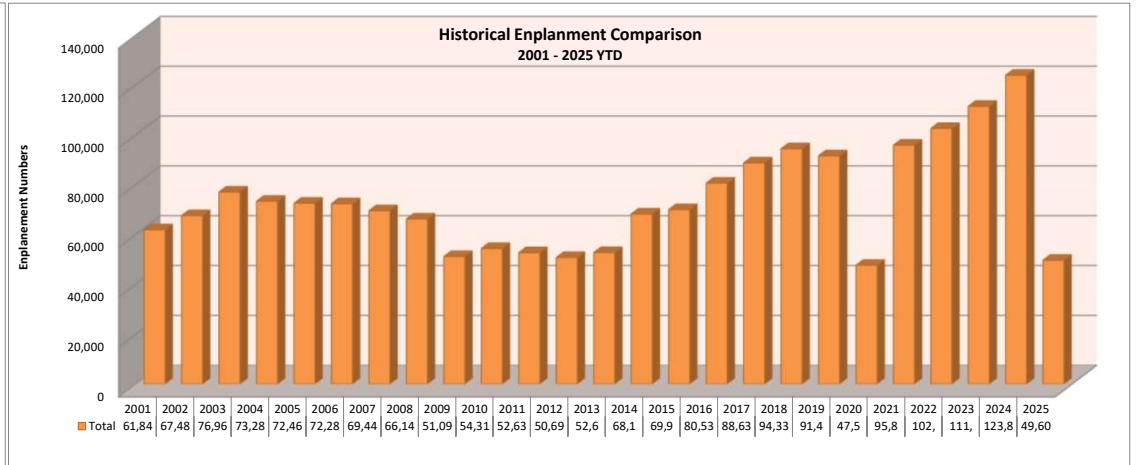
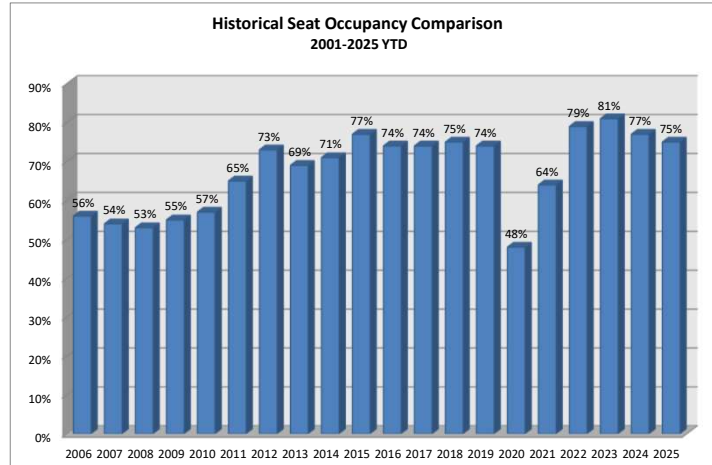
Legend for Chart:



FRIEDMAN MEMORIAL AIRPORT March 2025

2025 Seat Occupancy																		
Date	Alaska Airlines				Delta Airlines				United Airlines				Seat Occupancy Totals			Seat Occupancy Totals Prior Year Comparison		
	Departure Flights	Seats Available*	Seats Occupied	Percent Occupied	Departure Flights	Seats Available*	Seats Occupied	Percent Occupied	Departure Flights	Seats Available*	Seats Occupied	Percent Occupied	Total Seats Available	Total Seats Occupied	Total Percent Occupied	% Change Total Seats Available	% Change Total Seats Occupied	Change in Load Factor %
Jan-25	50	3,800	2,698	71%	98	6,860	5,061	74%	174	12,180	8,005	66%	22,840	15,764	69%	8%	7%	-1%
Feb-25	48	3,648	2,742	75%	93	6,510	4,765	73%	151	10,570	7,973	75%	20,728	15,480	75%	13%	13%	0%
Mar-25	44	3,344	2,703	81%	112	7,840	6,286	80%	166	11,620	9,370	81%	22,804	18,359	81%	22%	18%	0%
Totals	142	10,792	8,143	75%	303	21,210	16,112	76%	491	34,370	25,348	74%	66,372	49,603	75%	10%	10%	0%

Note: *Preliminary available seat calculations based on scheduled flights. Actual available seat calculations will be updated periodically when official DOT numbers are obtained.



Project Schedule

