

**NOTICE OF A REGULAR MEETING OF  
THE FRIEDMAN MEMORIAL AIRPORT AUTHORITY**

**PLEASE TAKE NOTICE** that a regular meeting of the Friedman Memorial Airport Authority shall be held Tuesday, June 2, 2026 at 5:30 p.m. at the **Old Blaine County Courthouse Meeting Room Hailey, Idaho.**

*This meeting is open to the public and attendees are able to attend in person or by web access. Web access instructions below:*

*Please join the meeting from your computer, tablet, or smartphone.*

<https://www.microsoft.com/en-us/microsoft-teams/join-a-meeting>

*Meeting ID: 241 310 773 002*

*Meeting Passcode: TSKRDd*

*You can also dial in using your phone.*

*United States: 1 (208) 996-1013*

*Dial In Conference ID: 436 433 38#*

*The proposed Agenda for the meeting is as follows:*

**AGENDA  
June 2, 2026**

- I. APPROVE AGENDA – ACTION ITEM**
- II. PUBLIC COMMENT (10 Minutes Allotted)**
- III. FRIEDMAN MEMORIAL AIRPORT AUTHORITY MEETING MINUTES OF:**
  - A. May 12, 2026 Regular Meeting – Motion to Approve – **Attachment #1 ACTION ITEM**
- IV. REPORTS**
  - A. Chair Report
  - B. Blaine County Report
  - C. City of Hailey Report
  - D. Fly Sun Valley Alliance Report
  - E. Staff Team Report
- V. AIRPORT STAFF BRIEF (5 Minutes Allotted)**
  - A. Noise Complaints in May – **Attachment #2**
  - B. Profit & Loss, ATCT Traffic Operations Count and Enplanement Data for April – **Attachment #3 - #5**
  - C. Review Correspondence - **Attachment #6**
- VI. ACTION ITEMS**
  - A. NEW BUSINESS
    - 1. None
  - B. CONTINUING BUSINESS
    - 1. None
- VII. UPDATES AND DISCUSSION**
  - A. NEW BUSINESS
    - 1. Miscellaneous
      - i. First Review – Fiscal Year 2027 Draft Budget – Discussion – **Attachment #7**
    - 2. Construction and Capital Projects
      - i. None
    - 3. Airport Planning Projects
      - i. None
  - B. CONTINUING BUSINESS
    - 1. Miscellaneous
      - i. None
    - 2. Construction and Capital Projects
      - i. Runway and Taxiway Pavement Maintenance – Update
      - ii. Air Traffic Control Tower – Update – **Attachment #8**
    - 3. Airport Planning Projects
      - i. None
- VIII. PUBLIC COMMENT**
- IX. ADJOURNMENT**

## FMAA Meeting Brief 06-02-2026

### III. FRIEDMAN MEMORIAL AIRPORT AUTHORITY MEETING MINUTES OF:

- A. May 12, 2026 Regular Meeting – Motion to Approve – **Attachment #1 ACTION ITEM**

### IV. REPORTS

- A. Chair Report

This item is on the agenda to permit a Chair report if appropriate.

- B. Blaine County Report

This item is on the agenda to permit a County report if appropriate.

- C. City of Hailey Report

This item is on the agenda to permit a City report if appropriate.

- D. Fly Sun Valley Alliance Report

This item is on the agenda to permit a report if appropriate.

- E. Staff Team Report

This item is on the agenda to permit a Staff Team's report if appropriate.

### V. AIRPORT STAFF BRIEF – (5 Minutes Allotted)

- A. Noise Complaints in May– **Attachment #2**

- B. Profit & Loss, ATCT Traffic Operations Count and Enplanement Data - **Attachments #3 - #5**

**Attachment #3** is Friedman Memorial Airport Profit & Loss Budget vs. Actual (unaudited)

**Attachment #4** is ATCT Traffic Operations Record comparison by month

**Attachment #5** are Enplanements, Deplanements and Seat Occupancy data

## FMAA Meeting Brief 06-02-2026

The following revenue and expense analysis is provided for Board information and review:

### April 2026

<b>Total Non-Federal Revenue</b>	<b>April, 2026</b>	<b>\$604,417</b>
<b>Total Non-Federal Revenue</b>	<b>April, 2025</b>	<b>\$656,613</b>
<b>Total Non-Federal Revenue</b>	<b>FY '26 thru April</b>	<b>\$4,937,299</b>
<b>Total Non-Federal Revenue</b>	<b>FY '25 thru April</b>	<b>\$4,318,534</b>
<b>Total Non-Federal Expenses</b>	<b>April, 2026</b>	<b>\$447,513</b>
<b>Total Non-Federal Expenses</b>	<b>April, 2025</b>	<b>\$313,407</b>
<b>Total Non-Federal Expenses</b>	<b>FY '26 thru April</b>	<b>\$2,830,365</b>
<b>Total Non-Federal Expenses</b>	<b>FY '25 thru April</b>	<b>\$2,926,210</b>
<b>Net Income excluding Federal Programs</b>	<b>FY '26 thru April</b>	<b>\$2,106,934</b>
<b>Net Income excluding Federal Programs</b>	<b>FY '25 thru April</b>	<b>\$1,392,323</b>
<b>Net Income to include Federal Programs</b>	<b>FY '26 thru April</b>	<b>\$65,116</b>
<b>Net Income to include Federal Programs</b>	<b>FY '25 thru April</b>	<b>\$3,190,619</b>

C. Review Correspondence – **Attachment #6**

#### VI. **ACTION ITEMS (a vote may occur but is not required to be taken)**

A. New Business

1. None

B. CONTINUING BUSINESS

1. None

#### VII. **UPDATES AND DISCUSSION**

A. NEW BUSINESS

1. First Review – Fiscal Year 2027 Draft Budget – Discussion – **Attachment #7**

Attachment #6 presents the initial version of the DRAFT FY 2027 Budget. This draft has been coordinated with, and reviewed by, the Finance Committee and refined based on their initial feedback.

The DRAFT FY 2027 Budget is based on the most current assumptions and available

## FMAA Meeting Brief 06-02-2026

information. We continue to observe normal activity levels and associated business trends, using trend analysis to develop an accurate and informed plan for FY 2027. A full summary of the draft budget will be presented by Staff via PowerPoint at the meeting.

It is important to note that the Airport consistently takes a conservative approach to budgeting. This means we deliberately underestimate revenue streams and overestimate expenses to ensure fiscal prudence.

As a reminder, this is the Board's first review of the DRAFT FY 2027 Budget. The Board will have another opportunity for review and comment at the July meeting, with the final public hearing and consideration for approval scheduled for the August meeting.

### B. CONTINUING BUSINESS

#### 1. Miscellaneous

- i. None

#### 2. Construction and Capital Projects

- i. Runway and Taxiway Pavement Maintenance – Update

At the time of this writing, the contractor, Maxwell Asphalt Services, is making solid progress on sealcoating, crack sealing, and airfield surface markings. Some challenges have been encountered with the installation of the thermoplastic markings due to high winds in the valley throughout the week.

To the naked eye, thermoplastic markings appear similar to painted markings, but they are better described as heavy-duty, thick plastic material that is rolled out like carpet, heated from above, and melted into the pavement aggregate using a propane-powered machine. While more expensive and labor-intensive to install than paint, these markings are a worthwhile investment and typically last between 8 and 12 years. They stand up better to snow removal operations and reduce the number of runway closures needed for annual repainting. Unfortunately, high winds reduce the efficacy of the propane heaters and proper application is taking longer than expected.

Still, airport staff and engineers remain on track to accommodate an on-time and on-schedule reopening for air traffic; however, night work and dynamic rolling closures throughout the weekend will be required to complete the project.

- ii. Air Traffic Control Tower – Update – **Attachment #8**

## FMAA Meeting Brief 06-02-2026

On May 18, 2026, the Federal Aviation Administration (FAA) released a list of airport projects that will receive a share of \$970 million in fiscal year 2026 (FY26) discretionary grants under the Airport Terminal Program (ATP), which was created by the Infrastructure Investment and Jobs Act (IIJA). The agency intends to fund 133 projects at 129 airports, focusing on reconstructing and improving terminals; enhancing energy efficiency for terminals; and upgrading airport-owned air traffic control (ATC) towers; among other purposes.

Our community's airport was included on that list. We are pleased to share that the Friedman Memorial Airport has been selected to receive \$2 million in ATP discretionary funding. This important federal investment will help offset costs associated with:

1. Air Traffic Control Tower relocation study and site-selection process
1. The National Environmental Policy Act (NEPA) Environmental Assessment required for construction of a new Air Traffic Control Tower
2. The initial stages of engineering and design for the future Air Traffic Control Tower at SUN.

As a reminder to the Board, FAA grants such as ATP are reimbursable in nature, meaning project costs must first be incurred before reimbursement for eligible costs are received from the FAA. Additional federal funding is anticipated as the project advances through design and construction.

Meanwhile, engineers and architects from Woolpert Aviation continue to progress through the design phase of the project. Their efforts have focused on developing a facility that meets FAA visibility requirements while also creating a structure that is ergonomic and functional for air traffic controllers. At the same time, the design team has been exploring architectural designs, materials, and finishes intended to help the facility blend into the character of our community and environment. Final design elements will ultimately be subject to applicable local review processes and governmental approvals.

Before advancing too far into the design process, staff proposes the following approach:

1. Present preliminary conceptual design schemes to the Board to confirm that the project is moving in an appropriate direction;
2. Following Board feedback, conduct an informal presentation to the City of Hailey Design Review Commission to gather comments and recommendations;
3. Incorporate feedback received from both the Board and Design Review Commission; and
4. Return with a refined design proposal for formal presentation to the City of Hailey Design Review Commission.

3. Airport Planning Projects  
None

## VIII. PUBLIC COMMENT

**IX. ADJOURNMENT**

**MINUTES OF A REGULAR MEETING  
OF THE  
FRIEDMAN MEMORIAL AIRPORT AUTHORITY  
May 12, 2026  
5:30 P.M.**

**IN ATTENDANCE:**

**BOARD MEMBERS:**

Board Chair – Martha Burke, Vice Chair – Muffy Davis, Board Members – Dale Bathum, Jacob Greenberg, Lindsay Mollineaux, Dustin Stone, Treasurer – Ron Fairfax

**FRIEDMAN MEMORIAL AIRPORT STAFF:**

Airport Director – Tim Burke, Deputy Director, Operations & Maintenance – Alex Everman, Deputy Director, Finance & Administration– Brian Blackburn, Business Operations Coordinator – Eliana Wolper, Administrative Coordinator II – Janice Hicks

**CONSULTANTS:**

Nathan Cuvala – Ardurra, Lauren Rasmussen – Mead & Hunt

**AIRPORT LEGAL COUNSEL:**

Lawson Laski Clark PLLC – Jim Laski

**CALL TO ORDER:** The meeting was called to order at 5:30 p.m. by Board Chair Burke

**I. APPROVE AGENDA**

A motion to approve the agenda as presented.

**MOTION:** *Made by Board Member Greenberg to approve the agenda as presented. Seconded by Vice Chair Davis.*

**PASSED UNANIMOUSLY**

**II. PUBLIC COMMENT**

None.

**III. APPROVE FMAA MEETING MINUTES**

- A. April 1, 2025, Regular Meeting – Motion to Approve – **Attachment #1 ACTION ITEM**
- B. April 14, 2026, Special Meeting – Motion to Approve – **Attachment #2 ACTION ITEM**
- C. April 21, 2026, Special Meeting– Motion to Approve – **Attachment #3 ACTION ITEM**

**MOTION:** *Made by Board Member Greenberg to approve the minutes as presented. Seconded by Vice Chair Davis.*

**PASSED UNANIMOUSLY**

**REPORTS**

- A. Chair Report

None.

- B. Blaine County Report

None.

- C. City of Hailey Report

None.

- D. Fly Sun Valley Report

None.

- E. Airport Team Reports (see PowerPoint Presentation)

Airport Director Tim Burke reported that the preconstruction planning meeting had been completed with Maxwell Construction for the Pavement Maintenance project. Airport staff attended a regional AAAE conference in Bellevue, WA in April. This conference included an opportunity to sit down with the FAA and discuss the airport. The Board discussed employee engagement and retention measures including cost of living, housing costs, competition for employees, and the salary survey. Suggestions included looking into building or buying housing for employees and partnering with the county.

#### **IV. AIRPORT STAFF BRIEF**

- A. Noise Complaints in April. **(See Attachment #2)**
- B. Profit & Loss, ATCT Traffic Operations Count and Enplanement Data **(See Attachment #3-#5)**
- C. Review Correspondence

#### **V. ACTION ITEMS**

- A. NEW BUSINESS

- 1. Website RFP – Consideration of Award – **Attachment #7 ACTION ITEM**

Airport Director Burke stated that the airport received 17 proposals for the RFP which were evaluated by a committee of airport staff to identify the top three finalists. The finalists were reviewed by Airport Director Burke, Deputy Director Everman, and IT Consultant Teresa McGoffin. A winner was selected based on the final scoring matrix. Beze Creative was selected as the winner with a price tag of \$43,975. They are based in Boise, ID. Their proposal was thorough, impressive, and had a clear timeline. From a finance perspective, this is not in the budget for the current year and staff are evaluating if it will be possible to do the project this year or push it to the next fiscal year.

The Board discussed looking at other projects completed by the firm and the budgetary considerations.

**MOTION:** *Made by Board Member Greenberg to select Beze Creative for Website Redesign Services in the amount of \$43,975, with project timing and notice to proceed to be determined by staff based on budget availability and fiscal year planning. Seconded by Vice Chair Davis.*

**PASSED UNANIMOUSLY**

- B. CONTINUING BUSINESS

- 1. None

## **VI. UPDATES AND DISCUSSION**

### **A. NEW BUSINESS**

1. None

### **B. CONTINUING BUSINESS**

#### **1. Miscellaneous**

- i. Sun Valley Conference (Allen and Co) Fly-In – Update

Airport Director Burke reported that the dates for the annual Sun Valley Conference Fly-In are confirmed as July 7<sup>th</sup> – July 11<sup>th</sup>.

- ii. Rental Automobile Concessionaire (RAC) RFP – Update

Airport Director Burke reported that the Request for Proposals for rental automobile concessionaires was published May 7<sup>th</sup> with proposals due June 25<sup>th</sup>.

#### **2. Construction and Capital Projects**

- i. Air Traffic Control Tower – Update

Airport Director Burke reported that staff have received a Finding of No Significant Impact for the Air Traffic Control Tower project.

- ii. GA Pilots Lounge – Update

Airport Director Burke reported that construction crews are making great progress on the building. A ribbon cutting ceremony is scheduled for Wednesday, July 1<sup>st</sup>.

#### **3. Airport Planning Projects**

- i. Airport Infrastructure and Optimization Study – Update –

Airport Director Burke reported that staff has received approval of the Airport Aviation Forecasts which confirmed the use of C-III Aircraft, specifically the Embraer 175 and Global 7500 as the critical aircraft for future planning. Staff and FAA have informally discussed the status and reviewed some of the draft layout options.

## **VII. PUBLIC COMMENT**

None

## **VIII. ADJOURNMENT**

The May 12, 2026, Regular Meeting of the Friedman Memorial Airport Authority was adjourned at 5:57 p.m.

---

Angenie McCleary, Secretary

*\* Additional resources/materials that should be reviewed with these meeting minutes include but are not limited to the Friedman Memorial Airport Authority Board Packet briefing, the PowerPoint presentation prepared for this meeting and any referenced attachments.*

# Friedman Memorial Airport Noise Inquiry Form

**Date Received:** 26-May-2026 07:32 MDT

**Who is submitting (Community Member or Airport Authority on behalf of community member):** I am a community member

## Contact Information:

- **Name:** Heather Clendenin
- **Phone Number for call back:** On File    **Email:** On File
- **Address:** [161 Little Indio Ln, Hailey, Idaho, 83333](#)
- **Do you wish to be contacted by the Airport?** Yes

## Noise Incident Information

- **Time of incident:** 2026-May-26 07:23
- **Type of Incident (Overflight, Low Flying, Circling, Hovering, Vibration/Rumbling, Late Night/Early Morning, Sustained Noise, Frequency of Flights, Unusually Loud, Other):** Sustained Noise, Unusually loud, Other
- **Comments:** Firstly, this new format is obviously set up to be more onerous for the user and less accessible. Secondly, the noise of 3 incredibly loud jets this morning are UNACCEPTABLE! The sound and fumes of the idling aircraft were so intense that I had to come inside. Here I thought that I would go out and enjoy a quiet early morning and get some gardening done. And the ironic thing is that I was mowing my lawn with a push mower (so that we don't add to the noise and fumes of the neighborhood). Martha Burke, as mayor of this city and the head of the Airport Board (or whatever it's called), it's incumbent upon you to stand up for the quality of daily life of citizens who live here FULL TIME.....and not pander to the corporate airlines and especially to the fat cat owners of the private jets...who seem to be able to take off and land whenever they please, day or night. As I write this there is still audible noise of idling aircraft that can be heard from inside. SOMETHING NEEDS TO BE DONE ABOUT THIS!!!!
- **Attachments, if any (photo, video, recording):**

## Important Information:

### Public Records Law

- Per Idaho's Public Records Laws, all correspondence sent by or to Friedman Memorial Airport staff may be subject to public disclosure. All submissions using this form are a matter of public record.
- Entries submitted without names or complaints that do not directly correlate to aircraft operations at Friedman Memorial Airport may not be considered for review.

### Jurisdiction of Airspace

- The Friedman Memorial Airport Authority (FMAA) does not hold jurisdiction over federal airspace, flight plans, patterns, or paths of aircraft. The Federal Aviation Administration (FAA) has sole authority for U.S. national airspace and the regulations that govern flight operations. Consequently, FMAA cannot reroute flights, establish enforceable curfews, or discriminate against aircraft operators regardless of the time of day, aircraft type, or operation type. Air Traffic Controllers (ATC), alone, have the authority to direct aircraft into/out of airports, and pilots, alone, are responsible for ensuring that their flights, including ground operations, are conducted in accordance with the FAA's established regulations.
- Further, in 1990, Congress enacted the Aircraft Noise and Capacity Act (ANCA), which prohibits airports from restricting flights by time of day, frequency, aircraft type, or location. Since FMAA is an open-access, public-use airport, it *cannot* discriminate against any aircraft using this facility 24/7. To do otherwise violates the Interstate Commerce Clause of the U.S. Constitution.
- FMAA does, however, proactively manage a highly effective noise abatement program and voluntary curfew. Airport management contacts all pilots whose operations violate the voluntary curfew. The airport

uses this opportunity to educate the aircraft operator on these operations' adverse effects on the community.

**I have read and understood the above information:**

---

---

**Outcome/Resolution (Airport response)**

**Friedman Memorial Airport  
Profit & Loss Budget vs. Actual (COMBINED '26)**

8:07 AM

05/28/2026

Accrual Basis

	Oct '25 - Apr 26	Budget	\$ Over Budget	% of Budget
<b>Ordinary Income/Expense</b>				
<b>Income</b>				
<b>4000-00 · AIRCARRIER</b>				
4010-12 Aircarrier - '26-12 PFC	46,991			
4000-01 · Aircarrier - Lease Space	380,712	530,000	-149,288.43	71.83%
4000-02 · Aircarrier - Landing Fees	249,326	300,000	-50,674.34	83.11%
4000-03 · Aircarrier - Gate Fees	0	0	0.00	0.0%
4000-04 · Aircarrier - Utility Fees	210	360	-150.00	58.33%
4010-07 · Aircarrier - '14 PFC App	0	0	0.00	0.0%
4010-08 · Aircarrier - '25 PFC App	251,616	514,000	-262,383.67	48.95%
<b>Total 4000-00 · AIRCARRIER</b>	<b>928,855</b>	<b>1,344,360</b>	<b>-415,504.99</b>	<b>69.09%</b>
<b>4020-00 · TERMINAL AUTO PARKING REVENUE</b>				
4020-01 · Automobile Parking - Terminal	681,151	900,000	-218,849.08	75.68%
4020-02 · Automobile Parking - Passes	120	600	-480.00	20.0%
<b>Total 4020-00 · TERMINAL AUTO PARKING REVENUE</b>	<b>681,271</b>	<b>900,600</b>	<b>-219,329.08</b>	<b>75.65%</b>
<b>4030-00 · AUTO RENTAL REVENUE</b>				
4030-01 · Automobile Rental - Commission	501,511	800,000	-298,489.12	62.69%
4030-02 · Automobile Rental - Lease Space	21,097	35,000	-13,902.56	60.28%
4030-03 · Automobile Rental - Auto Prkng	48,235	75,000	-26,764.54	64.31%
4030-04 · Automobile Rental - Utilities	1,167	2,500	-1,333.37	46.67%
4030-00 · AUTO RENTAL REVENUE - Other	0	0	0.00	0.0%
<b>Total 4030-00 · AUTO RENTAL REVENUE</b>	<b>572,010</b>	<b>912,500</b>	<b>-340,489.59</b>	<b>62.69%</b>
<b>4040-00 · TERMINAL CONCESSION REVENUE</b>				
4040-01 · Terminal Shops - Commission	44,709	47,000	-2,290.69	95.13%
4040-03 · Terminal Shops - Utility Fees	1,411	2,500	-1,088.98	56.44%
4040-04 · Pay Phones - Commission	0	0	0.00	0.0%
4040-10 · Advertising - Commission	44,951	60,000	-15,048.94	74.92%
4040-11 · Vending Machines - Commission	2,597	6,000	-3,402.66	43.29%
4040-12 · Terminal ATM	350	600	-250.00	58.33%
<b>Total 4040-00 · TERMINAL CONCESSION REVENUE</b>	<b>94,019</b>	<b>116,100</b>	<b>-22,081.27</b>	<b>80.98%</b>
<b>4050-00 · FBO REVENUE</b>				
4050-01 · FBO - Lease Space	152,889	198,000	-45,111.28	77.22%
4050-02 · FBO - Overnight Parking Fees	0	0	0.00	0.0%
4050-03 · FBO - Landing Fees - Trans.	138			
4050-04 · FBO - Commission	51,380	55,000	-3,620.41	93.42%
4050-07 · FBO - Miscellaneous	0	0	0.00	0.0%
<b>Total 4050-00 · FBO REVENUE</b>	<b>204,406</b>	<b>253,000</b>	<b>-48,594.19</b>	<b>80.79%</b>
<b>4060-00 · FUEL FLOWAGE REVENUE</b>				
4060-01 · Fuel Flowage - FBO	323,121	500,000	-176,879.36	64.62%
<b>Total 4060-00 · FUEL FLOWAGE REVENUE</b>	<b>323,121</b>	<b>500,000</b>	<b>-176,879.36</b>	<b>64.62%</b>
<b>4070-00 · TRANSIENT REVENUE</b>				
4070-01 · Parking Fees - Non-Comm./Gov't	278,530	410,000	-131,470.00	67.93%
4070-02 · Landing Fees - Non-Comm./Gov't	293,557	600,000	-306,442.95	48.93%
<b>Total 4070-00 · TRANSIENT REVENUE</b>	<b>572,087</b>	<b>1,010,000</b>	<b>-437,912.95</b>	<b>56.64%</b>
<b>4080-00 · HANGAR REVENUE</b>				
4080-01 · Land Lease - Hangar	578,041	774,000	-195,958.82	74.68%
4080-02 · Land Lease - Hangar/Trans. Fee	217,151	50,000	167,151.25	434.3%
4080-03 · Hangar/Utilities (E8,11,24)	491	500	-8.86	98.23%
4080-05 · Land Lease - FMA Hangar Rentals	38,474	50,000	-11,526.50	76.95%
<b>Total 4080-00 · HANGAR REVENUE</b>	<b>834,157</b>	<b>874,500</b>	<b>-40,342.93</b>	<b>95.39%</b>
<b>4090-00 · TIEDOWN FEES REVENUE</b>				
4090-01 · Tiedown Fees (FMA)	46,331	36,000	10,331.00	128.7%

	Oct '25 - Apr 26	Budget	\$ Over Budget	% of Budget
Total 4090-00 · TIEDOWN FEES REVENUE	46,331	36,000	10,331.00	128.7%
4100-00 · CARGO CARRIERS REVENUE				
4100-01 · Cargo Carriers - Landing Fees	0	0	0.00	0.0%
4100-02 · Cargo Carriers - Tiedown	0	0	0.00	0.0%
4100-00 · CARGO CARRIERS REVENUE - Other	0	0	0.00	0.0%
Total 4100-00 · CARGO CARRIERS REVENUE	0	0	0.00	0.0%
4110-00 · MISCELLANEOUS REVENUE				
4110-01 · Misc. Revenue	137,726	2,000	135,726.00	6,886.3%
4110-05 · ZzZ_Misc. Incident/Accident	0	0	0.00	0.0%
4110-09 · Miscellaneous Expense Reimburse	0	0	0.00	0.0%
4900-00 · GAIN/LOSS ON EQUIP. DISP.	0	0	0.00	0.0%
Total 4110-00 · MISCELLANEOUS REVENUE	137,726	2,000	135,726.00	6,886.3%
4120-00 · GROUND TRANSP. PERMIT REVENUE				
4120-01 · Ground Transportation Permit	22,750	24,000	-1,250.00	94.79%
4120-02 · GTSP - Trip Fee	3,460	5,000	-1,540.00	69.2%
4120-00 · GROUND TRANSP. PERMIT REVENUE - Other	0	0	0.00	0.0%
Total 4120-00 · GROUND TRANSP. PERMIT REVENUE	26,210	29,000	-2,790.00	90.38%
4400-00 · TSA/SECURITY				
4400-02 · Terminal Lease	25,649	30,000	-4,350.91	85.5%
4400-03 · Security Prox. Cards	38,788	40,000	-1,212.00	96.97%
4400-00 · TSA/SECURITY - Other	0	0	0.00	0.0%
Total 4400-00 · TSA/SECURITY	64,437	70,000	-5,562.91	92.05%
4450-00 · RANCH REVENUE				
4450-01 · Ranch House Rent	11,200	7,200	4,000.00	155.56%
4450-02 · Ranch Lease	31,500	54,000	-22,500.00	58.33%
Total 4450-00 · RANCH REVENUE	42,700	61,200	-18,500.00	69.77%
4500-00 · IDAHO STATE GRANT PROGRAM REV.				
4500-24 · SUN-24	0	0	0.00	0.0%
4500-26 · IDOT F208SUN	0	15,000	-15,000.00	0.0%
Total 4500-00 · IDAHO STATE GRANT PROGRAM REV.	0	15,000	-15,000.00	0.0%
Total 4520-00 · INTEREST REVENUE	457,151	600,000	-142,848.55	76.19%
Total 4600-00 · Relief Grants Oper.	0	0	0.00	0.0%
Total 4750-00 · Terminal Area Plan (TAP)	0	0	0.00	0.0%
Total 4752-00 · CARES Act	0	0	0.00	0.0%
Total 4753-00 · AIP '53 - Rehabilitate Runway	0	0	0.00	0.0%
Total 4756-00 · AIP '56 - Rehab Runway Phase 2	0	0	0.00	0.0%
Total 4758-00 · AIP '58 - Rehab Runway Phase 3	0	0	0.00	0.0%
Total 4759-00 · AIP '59 - Acquire Land for Appr	0	0	0.00	0.0%
Total 4760-00 · AIP '60 - CARES Dev. Addendum	0	0	0.00	0.0%
4761-00 · AIP '61 - Airfield Pavement Etc				
4761-01 · AIP '61 - Airfield Pavement Etc	-428,605	700,000	-1,128,604.62	-61.23%
Total 4761-00 · AIP '61 - Airfield Pavement Etc	-428,605	700,000	-1,128,604.62	-61.23%
4762-00 · AIP '62 - Airfield AGIS				
4762-01 · AIP '62 Airfield AGIS	-10,671	600,000	-610,671.10	-1.78%
Total 4762-00 · AIP '62 - Airfield AGIS	-10,671	600,000	-610,671.10	-1.78%
4763-00 · AIP '63 - Infrastructure/Optimi				
4763-01 · AIP '63 Infrastructure/Optimi	168,432	902,000	-733,568.09	18.67%
Total 4763-00 · AIP '63 - Infrastructure/Optimi	168,432	902,000	-733,568.09	18.67%
4764-00 · AIP '64 - GA Terminal				
4764-01 · AIP '64 - GA Terminal	264,569	740,000	-475,430.69	35.75%
Total 4764-00 · AIP '64 - GA Terminal	264,569	740,000	-475,430.69	35.75%
4800-00 · Current Year AIP	0	2,700,000	-2,700,000.00	0.0%
4850-00 · CFC Pass-through Revenue	173,530	400,000	-226,470.06	43.38%
Total Income	5,151,737	12,766,260	-7,614,523.38	40.35%
Gross Profit	5,151,737	12,766,260	-7,614,523.38	40.35%
Expense				

5000 · EXPENDITURES

5000-00 · "A" EXPENSES

	Oct '25 - Apr 26	Budget	\$ Over Budget	% of Budget
Total 5010-00 · Salaries - Admin Salaries	391,214	558,819	-167,605.40	70.01%
Total 5020-00 · Salaries - Operations Salaries	555,648	1,001,700	-446,051.86	55.47%
Total 5030-00 · Salaries - Seasonal Salaries	51,429	65,000	-13,571.24	79.12%
Total 5040-00 · Salaries - Overtime	14,458	40,000	-25,541.62	36.15%
5050-00 · Salaries - Adjustment/Merit	0	83,276	-83,276.00	0.0%
5060-00 · Salaries - One-time Pay	31,695	41,513	-9,818.28	76.35%
5070-00 · Compensated Absenses Accrued	0	0	0.00	0.0%
5100-00 · Retirement	102,247	200,242	-97,994.58	51.06%
5110-00 · Social Security/Medicare	77,307	136,959	-59,652.17	56.45%
5120-00 · Life Insurance	704	2,000	-1,296.35	35.18%
5130-00 · Medical Insurance	182,535	290,000	-107,464.91	62.94%
5160-00 · Workman's Compensation	26,099	20,000	6,099.00	130.5%
<b>Total 5000-00 · "A" EXPENSES</b>	<b>1,433,336</b>	<b>2,439,509</b>	<b>-1,006,173.41</b>	<b>58.76%</b>

6000 · "B" EXPENDITURES

6000-0 · "B" EXPENSES - ADMINISTRATIVE

6000-00 · TRAVEL EXPENSE

6000-01 · Travel	29,028	50,000	-20,971.63	58.06%
<b>Total 6000-00 · TRAVEL EXPENSE</b>	<b>29,028</b>	<b>50,000</b>	<b>-20,971.63</b>	<b>58.06%</b>

6010-00 · SUPPLIES/EQUIPMENT EXPENSE

6010-01 · Supplies/Equipment - Office	5,374	8,200	-2,826.43	65.53%
6010-02 · Supplies/Equipment - Parking	0	700	-700.00	0.0%
6010-03 · Supplies/Equipment - Computer	28,596	30,000	-1,404.21	95.32%
<b>Total 6010-00 · SUPPLIES/EQUIPMENT EXPENSE</b>	<b>33,969</b>	<b>38,900</b>	<b>-4,930.64</b>	<b>87.33%</b>

6020-00 · INSURANCE

6020-01 · Insurance	66,432	133,000	-66,568.00	49.95%
<b>Total 6020-00 · INSURANCE</b>	<b>66,432</b>	<b>133,000</b>	<b>-66,568.00</b>	<b>49.95%</b>

6030-00 · UTILITIES

6030-01 · Utilities - Gas/Terminal	3,492	12,000	-8,508.44	29.1%
6030-02 · Utilities - Gas/AOB & Cold Stor	2,786	8,000	-5,214.00	34.83%
6030-03 · Utilities - Elect./Runway&PAPI	3,335	6,000	-2,664.96	55.58%
6030-04 · Utilities - Elec./AOB & Cold St	5,750	10,000	-4,250.01	57.5%
6030-05 · Utilities - Electric/Terminal	35,743	62,000	-26,257.41	57.65%
6030-06 · Utilities - Telephone	10,132	23,000	-12,867.70	44.05%
6030-07 · Utilities - Water	4,322	18,000	-13,677.96	24.01%
6030-08 · Utilities - Garbage Removal	27,137	24,000	3,137.49	113.07%
6030-09 · Utilities - Sewer	8,307	10,000	-1,692.82	83.07%
6030-11 · Utilities - Electric/Tower	3,926	7,000	-3,073.71	56.09%
6030-12 · Utilities - Elec./Brdrfd.Hghl	326	600	-274.16	54.31%
6030-13 · Utilities - Elec. Exit Booth	525	1,500	-975.50	34.97%
6030-15 · Utilities - Elec/AWOS	2,232	3,500	-1,267.98	63.77%
6030-16 · Utilities - Elec. Wind Cone	190	330	-140.13	57.54%
6030-17 · Utilities - Elec./Gas- Hangar	3,371	6,000	-2,628.68	56.19%
6030-20 · Utilities - Ranch	9,779	80,000	-70,220.71	12.22%
<b>Total 6030-00 · UTILITIES</b>	<b>121,353</b>	<b>271,930</b>	<b>-150,576.68</b>	<b>44.63%</b>

6040-00 · SERVICE PROVIDER

6040-01 · Service Provider - General	1	0	1.00	100.0%
6040-02 · Service Provider - Term. Serv.	21,692	8,000	13,692.21	271.15%
6040-03 · Service Provider - AOB Services	58,602	75,000	-16,398.49	78.14%
6040-04 · Service Provider-Ops./Airfield	6,696	18,000	-11,304.00	37.2%
6040-13 · Service Provider-Parking Lot	44,597	85,000	-40,403.36	52.47%
<b>Total 6040-00 · SERVICE PROVIDER</b>	<b>131,587</b>	<b>186,000</b>	<b>-54,412.64</b>	<b>70.75%</b>

6050-00 · PROFESSIONAL SERVICES

6050-01 · Professional Services - Legal	48,855	250,000	-201,144.72	19.54%
6050-02 · Professional Serv. - Audit/Fina	82,206	140,000	-57,793.71	58.72%

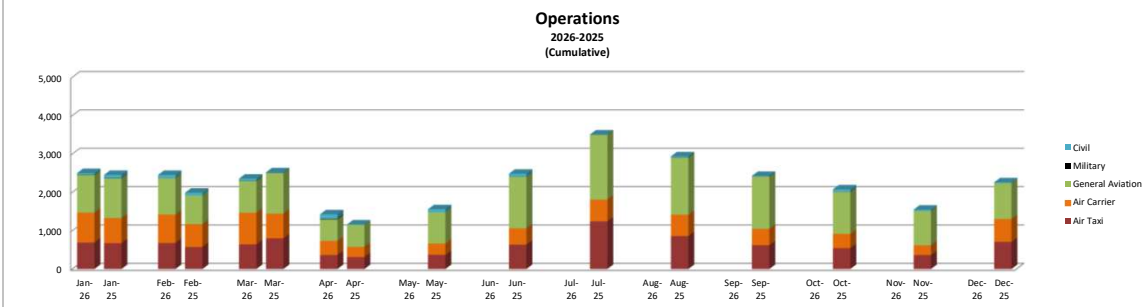
	Oct '25 - Apr 26	Budget	\$ Over Budget	% of Budget
6050-03 · Professional Services - Engineer	40,651	75,000	-34,349.20	54.2%
6050-04 · Professional Services - HR	2,548	16,000	-13,452.50	15.92%
6050-05 · Professional Services - Gen.	17,342	20,000	-2,658.02	86.71%
6050-10 · Prof. Srvcs.-IT/Comp. Support	98,505	170,000	-71,495.00	57.94%
6050-12 · Prof. Serv.- Planning Air Serv.	0	2,000	-2,000.00	0.0%
6050-13 · Prof. Serv.-Website Hosting	280	1,200	-920.00	23.33%
6050-15 · Prof. Serv.-Web Maint-Outreach	581	30,000	-29,418.77	1.94%
6050-17 · Prof. Serv. - Airspace Consult.	0	40,000	-40,000.00	0.0%
6050-19 · Prof. Serv.-ATCT Relocation	2,310	25,000	-22,690.00	9.24%
6050-21 · Professional Services - Other	15,364	45,000	-29,636.45	34.14%
<b>Total 6050-00 · PROFESSIONAL SERVICES</b>	<b>308,642</b>	<b>814,200</b>	<b>-505,558.37</b>	<b>37.91%</b>
<b>6060-00 · MAINTENANCE-OFFICE EQUIPMENT</b>				
6060-01 · Maint.-Office Equip./Gen.	316			
6060-04 · Maintenance - Copier	1,960	2,000	-39.82	98.01%
6060-05 · Maintenance - Phone	0	1,000	-1,000.00	0.0%
<b>Total 6060-00 · MAINTENANCE-OFFICE EQUIPMENT</b>	<b>2,276</b>	<b>3,000</b>	<b>-724.14</b>	<b>75.86%</b>
<b>6070-00 · RENT/LEASE OFFICE EQUIPMENT</b>				
6070-02 · Rent/Lease - Postage Meter	674	1,500	-826.22	44.92%
<b>Total 6070-00 · RENT/LEASE OFFICE EQUIPMENT</b>	<b>674</b>	<b>1,500</b>	<b>-826.22</b>	<b>44.92%</b>
<b>6080-00 · DUES/MEMBERSHIPS</b>				
6080-01 · Dues/Memberships	10,248	20,000	-9,752.25	51.24%
6080-07 · Cove Canal Assoc Dues - Ranch	0	3,200	-3,200.00	0.0%
<b>Total 6080-00 · DUES/MEMBERSHIPS</b>	<b>10,248</b>	<b>23,200</b>	<b>-12,952.25</b>	<b>44.17%</b>
<b>6090-00 · POSTAGE</b>				
6090-01 · Postage/Courier Service	602	1,200	-598.26	50.15%
<b>Total 6090-00 · POSTAGE</b>	<b>602</b>	<b>1,200</b>	<b>-598.26</b>	<b>50.15%</b>
<b>6100-00 · EDUCATION/TRAINING</b>				
6100-01 · Education/Training - Admin.	7,641	10,000	-2,358.58	76.41%
6100-02 · Education/Training - OPS	6,302	32,000	-25,697.71	19.7%
6100-03 · Education/Training - ARFF	12,908	16,000	-3,091.88	80.68%
6100-04 · Ed/Train. - ARFF Trienn. Drill	3,625			
6100-06 · Education - Security	0	3,000	-3,000.00	0.0%
<b>Total 6100-00 · EDUCATION/TRAINING</b>	<b>30,477</b>	<b>61,000</b>	<b>-30,523.17</b>	<b>49.96%</b>
<b>6101-00 · PUBLIC OUTREACH/ADS/COMMUNICATI</b>				
6101-01 · Advertising/Social Media/Sponso	6,877	30,000	-23,123.24	22.92%
6101-02 · ZzZ_Pub Outr/Comm - Noise Abate	0	0	0.00	0.0%
6101-03 · Public Outr/Comm - SAAC	13,736	15,000	-1,264.25	91.57%
6101-00 · PUBLIC OUTREACH/ADS/COMMUNICATI - Other	0	0	0.00	0.0%
<b>Total 6101-00 · PUBLIC OUTREACH/ADS/COMMUNICATI</b>	<b>20,613</b>	<b>45,000</b>	<b>-24,387.49</b>	<b>45.81%</b>
<b>6110-00 · CONTRACTS</b>				
6110-02 · Contracts - FMAA	69,100	84,000	-14,900.00	82.26%
6110-03 · Contracts - FBO/Fee Collection	0	0	0.00	0.0%
6110-16 · Contracts - Prkg Mngt Fee/Ops	13,813	15,000	-1,187.28	92.09%
6110-17 · Contracts - Landing Fee Equip.	0	18,000	-18,000.00	0.0%
6110-18 · Contracts - Vector Landing Comm	66,015	78,000	-11,984.58	84.64%
<b>Total 6110-00 · CONTRACTS</b>	<b>148,928</b>	<b>195,000</b>	<b>-46,071.86</b>	<b>76.37%</b>
<b>6130-00 · MISCELLANEOUS EXPENSES</b>				
6130-01 · Misc. - General	12,195	15,000	-2,804.55	81.3%
6130-99 · HOLDER ACCT FOR DW POs	15,569			
6140-00 · Bank Fees	310	0	310.00	100.0%
6140-01 · Merchant Fees	364	600	-236.30	60.62%
6150-03 · Interest expense - leases	0	0	0.00	0.0%
<b>Total 6130-00 · MISCELLANEOUS EXPENSES</b>	<b>28,438</b>	<b>15,600</b>	<b>12,837.70</b>	<b>182.29%</b>
<b>Total 6000-0 · "B" EXPENSES - ADMINISTRATIVE</b>	<b>933,266</b>	<b>1,839,530</b>	<b>-906,263.65</b>	<b>50.73%</b>
<b>6001 · "B" EXPENSES - OPERATIONAL</b>				
<b>6500-00 · SUPPLIES/EQUIPMENT-OPERATIONS</b>				

	Oct '25 - Apr 26	Budget	\$ Over Budget	% of Budget
6500-01 · Supplies/Equipment - General	1,822	10,000	-8,178.15	18.22%
6500-02 · Supplies/Equipment - Tools	8,316	20,000	-11,684.14	41.58%
6500-03 · Supplies/Equipment-ClothingOps	4,091	4,000	90.65	102.27%
6500-04 · Supplies/Equipment - Janitorial	26,360	45,000	-18,640.02	58.58%
6500-07 · Supplies/Equipment-ClothingPark	581	2,000	-1,418.85	29.06%
<b>Total 6500-00 · SUPPLIES/EQUIPMENT-OPERATIONS</b>	<b>41,169</b>	<b>81,000</b>	<b>-39,830.51</b>	<b>50.83%</b>
<b>6505-00 · EQUIP/VEHICLE - LEASE/RENTAL</b>				
6505-01 · Eq./Vehi Lease/Rental - General	75,831	100,000	-24,168.75	75.83%
<b>Total 6505-00 · EQUIP/VEHICLE - LEASE/RENTAL</b>	<b>75,831</b>	<b>100,000</b>	<b>-24,168.75</b>	<b>75.83%</b>
<b>6510-00 · FUEL/LUBRICANTS</b>				
6510-01 · General	761	0	761.00	100.0%
6510-02 · Fuel	22,080	55,000	-32,919.77	40.15%
6510-03 · Lubricants	0	7,000	-7,000.00	0.0%
<b>Total 6510-00 · FUEL/LUBRICANTS</b>	<b>22,841</b>	<b>62,000</b>	<b>-39,158.77</b>	<b>36.84%</b>
<b>Total 6520-00 · VEHICLES/MAINTENANCE</b>	<b>31,883</b>	<b>150,000</b>	<b>-118,116.56</b>	<b>21.26%</b>
<b>6530-00 · ARFF MAINTENANCE</b>				
6530-01 · ARFF Maint. Gen/Supplies	7,583	15,000	-7,417.20	50.55%
6530-04 · ARFF Maint. - Radios	500	10,000	-9,500.00	5.0%
6530-06 · ARFF Maint. - '20 Oshkosh Strik	0	2,500	-2,500.00	0.0%
6530-08 · ARFF Maint. - '24 Oshkosh Strik	0	2,500	-2,500.00	0.0%
<b>Total 6530-00 · ARFF MAINTENANCE</b>	<b>8,083</b>	<b>30,000</b>	<b>-21,917.20</b>	<b>26.94%</b>
<b>6540-00 · REPAIRS/MAINTENANCE - BUILDING</b>				
6540-01 · R/M Bldg. - General	925	1,500	-574.79	61.68%
6540-02 · R/M Bldg. - Terminal	102,872	200,000	-97,127.96	51.44%
6540-03 · R/M Bldg. - Terminal Concession	6	2,000	-1,994.44	0.28%
6540-04 · R/M Bldg. - Cold Storage	88	1,000	-912.04	8.8%
6540-05 · R/M Bldg. - AOB/SHOP	14,292	50,000	-35,708.30	28.58%
6540-06 · R/M Bldg. - Hangars	0	5,000	-5,000.00	0.0%
6540-07 · R/M Bldg. - Tower	9,178	18,000	-8,822.08	50.99%
6540-10 · R/M Bldg. - Ranch	180	15,000	-14,820.01	1.2%
6540-00 · REPAIRS/MAINTENANCE - BUILDING - Other	0	0	0.00	0.0%
<b>Total 6540-00 · REPAIRS/MAINTENANCE - BUILDING</b>	<b>127,540</b>	<b>292,500</b>	<b>-164,959.62</b>	<b>43.6%</b>
<b>6550-00 · REPAIRS/MAINTENANCE - AIRSIDE</b>				
6550-01 · R/M - General	8,130	8,000	129.59	101.62%
6550-02 · R/M - Airfield/Runway	5,358	40,000	-34,641.72	13.4%
6550-03 · R/M - Airfield/Runway - Deice	29,920	120,000	-90,080.41	24.93%
6550-04 · R/M - Lights	7,397	25,000	-17,602.87	29.59%
<b>Total 6550-00 · REPAIRS/MAINTENANCE - AIRSIDE</b>	<b>50,805</b>	<b>193,000</b>	<b>-142,195.41</b>	<b>26.32%</b>
<b>6551-00 · REPAIRS/MAINTENANCE - LANDSIDE</b>				
6551-01 · RM - General	290	1,000	-710.18	28.98%
6551-02 · R/M - Parking Lot	20,764	35,000	-14,235.88	59.33%
6551-03 · R/M - Landscaping	1,741	10,000	-8,259.40	17.41%
6551-04 · R/M - Ranch	38,803	100,000	-61,196.75	38.8%
<b>Total 6551-00 · REPAIRS/MAINTENANCE - LANDSIDE</b>	<b>61,598</b>	<b>146,000</b>	<b>-84,402.21</b>	<b>42.19%</b>
<b>6560-00 · SECURITY EXPENSE</b>				
6560-01 · Security - General	4,652	10,000	-5,348.16	46.52%
6560-02 · Security - Law Enf. Offi. (LEO)	0	5,000	-5,000.00	0.0%
6560-03 · Security - Subscription Licen.	22,540	60,000	-37,459.78	37.57%
6560-04 · Security - Perim./Access/CCTV	8,466	30,000	-21,534.20	28.22%
6560-05 · Security - Administrative	126	15,000	-14,873.65	0.84%
<b>Total 6560-00 · SECURITY EXPENSE</b>	<b>35,784</b>	<b>120,000</b>	<b>-84,215.79</b>	<b>29.82%</b>
<b>6570-00 · REPAIRS/MAINT.-AERONAUTICAL EQU</b>				
6570-01 · R/M Aeronautical Equip - NDB/DME	1,544	8,500	-6,955.90	18.17%
6570-02 · R/M Aeronautical Equip. - Tower	5,622	15,000	-9,377.63	37.48%
6570-04 · R/M Aeron. Equip. - AWOS/ATIS	2,193	8,500	-6,306.90	25.8%
<b>Total 6570-00 · REPAIRS/MAINT.-AERONAUTICAL EQU</b>	<b>9,360</b>	<b>32,000</b>	<b>-22,640.43</b>	<b>29.25%</b>

	Oct '25 - Apr 26	Budget	\$ Over Budget	% of Budget
Total 6001 · "B" EXPENSES - OPERATIONAL	464,895	1,206,500	-741,605.25	38.53%
Total 6000 · "B" EXPENDITURES	1,398,161	3,046,030	-1,647,868.90	45.9%
Total 7000 · "C" EXPENSES	2,254,932	8,814,125	-6,559,193.03	25.58%
Total 5000 · EXPENDITURES	5,086,429	14,299,664	-9,213,235.34	35.57%
9999-01 · Amortization	0	0	0.00	0.0%
Total Expense	5,086,429	14,299,664	-9,213,235.34	35.57%
Net Ordinary Income	65,308	-1,533,404	1,598,711.96	-4.26%
Net Income	<b>65,308</b>	<b>-1,533,404</b>	<b>1,598,711.96</b>	<b>-4.26%</b>

Friedman Memorial Airport  
April 2026

Month	2001	2002	2003	2004	2005	2006	2007	2008	2009	2010	2011	2012	2013	2014	2015	2016	2017	2018	2019	2020	2021	2022	2023	2024	2025	2026
January	3,622	3,893	3,912	2,600	3,028	2,787	4,547	2,520	2,070	2,379	2,408	2,098	2,454	2,128	2,249	1,842	1,665	2,019	2,172	1,987	2,001	2,250	1,986	1,875	2,455	2,502
February	4,027	4,498	3,073	3,122	3,789	3,597	3,548	2,857	2,244	2,647	2,117	2,205	2,612	1,417	2,268	2,533	1,629	1,914	1,187	2,253	2,185	2,362	2,237	1,905	1,990	2,454
March	4,952	5,126	3,086	4,097	3,618	2,918	4,677	3,097	2,145	2,709	1,813	1,921	2,753	1,924	2,023	1,917	1,895	1,860	2,016	1,480	2,512	2,376	1,971	2,031	2,523	2,358
April	2,494	3,649	2,213	2,840	2,462	2,047	2,581	2,113	1,724	1,735	1,604	1,513	1,509	1,210	1,337	1,380	1,426	1,257	1,116	616	1,590	748	1,551	1,211	1,163	1,427
May	3,905	4,184	2,654	3,282	2,729	2,134	1,579	2,293	2,280	1,891	1,533	1,693	1,852	555	668	1,501	1,802	1,442	1,174	1,127	1,894	779	1,437	1,552	1,559	
June	4,787	5,039	4,737	4,438	3,674	3,656	5,181	3,334	2,503	3,019	2,898	2,761	3,203	2,164	2,387	2,475	2,502	2,552	2,292	2,069	2,931	2,580	2,193	2,464	2,486	
July	6,359	8,796	6,117	5,910	5,424	5,931	7,398	4,704	4,551	5,005	5,004	4,810	5,345	4,345	4,159	4,562	4,573	5,033	4,266	3,356	4,005	3,965	3,535	3,374	3,508	
August	6,479	6,917	5,513	5,707	5,722	6,087	8,196	4,570	4,488	4,705	4,326	3,823	4,644	3,114	2,932	3,719	3,873	3,175	3,260	2,859	3,299	3,286	2,659	2,746	2,939	
September	3,871	4,636	4,162	4,124	4,609	3,760	4,311	2,696	3,376	3,128	3,359	2,396	2,403	2,237	2,292	2,379	2,036	2,224	2,235	2,692	2,884	2,408	2,341	2,181	2,429	
October	3,879	3,656	3,426	2,936	3,570	3,339	3,103	2,134	2,145	2,012	1,886	1,658	1,874	1,760	1,789	1,377	1,939	1,670	1,571	2,212	2,128	2,236	1,807	2,003	2,077	
November	3,082	2,698	2,599	2,749	2,260	2,912	2,892	1,670	1,901	1,309	1,114	1,325	1,475	908	1,229	1,314	1,135	1,392	1,328	1,365	1,665	1,370	1,322	1,346	1,548	
December	3,401	2,805	3,247	3,227	2,722	3,834	2,699	1,848	2,272	1,811	2,493	2,066	2,016	1,545	1,482	1,717	2,217	2,033	1,960	2,051	2,018	1,851	2,171	2,087	2,261	
<b>Totals</b>	<b>50,858</b>	<b>55,897</b>	<b>44,739</b>	<b>45,032</b>	<b>43,607</b>	<b>43,002</b>	<b>50,712</b>	<b>33,836</b>	<b>31,699</b>	<b>32,350</b>	<b>30,555</b>	<b>28,269</b>	<b>32,140</b>	<b>23,307</b>	<b>24,815</b>	<b>26,716</b>	<b>26,692</b>	<b>26,571</b>	<b>24,577</b>	<b>24,067</b>	<b>29,102</b>	<b>26,211</b>	<b>25,210</b>	<b>24,775</b>	<b>26,938</b>	<b>8,741</b>



ATCT Operations Change (April 2026 vs. April 2025)			
	2026	2025	% Change
Air Taxi	365	313	16.6%
Air Carrier	368	265	38.9%
General Aviation	564	569	-0.9%
Military	14	0	0.0%
Civil	116	16	625.0%
Total	1,427	1,163	22.7%
<b>YTD Total</b>	<b>8,741</b>	<b>8,131</b>	<b>7.5%</b>

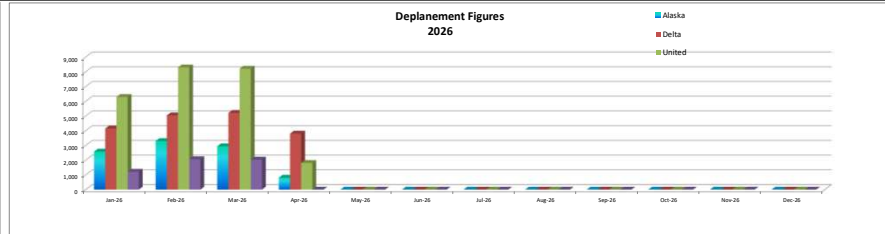
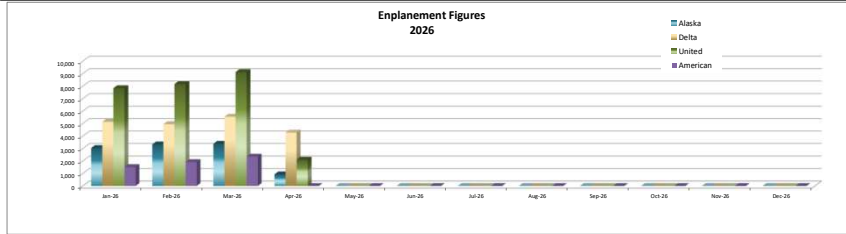
FRIEDMAN MEMORIAL AIRPORT  
April 2026

Date	Alaska Airlines					Delta Airlines					United Airlines					American Airlines					Total Emp.	Prior Year Total Emp.	Total % Change
	Revenue	Non-Revenue	Total	Prior Year Month	Total % Change	Revenue	Non-Revenue	Total	Prior Year Month	Total % Change	Revenue	Non-Revenue	Total	Prior Year Month	Total % Change	Revenue	Non-Revenue	Total	Prior Year Month	Total % Change			
Jan-26	2,956	87	3,043	2,698	12.8%	5,043	96	5,139	5,061	1.5%	7,685	150	7,835	8,005	-2.1%	1495	24	1519	0	0.0%	17,536	15,784	11.2%
Feb-26	3,224	105	3,329	2,742	21.4%	4,818	132	4,950	4,765	3.9%	8,041	122	8,163	7,973	2.4%	1877	36	1913	0	NA	18,355	15,480	18.6%
Mar-26	3,261	120	3,381	2,703	25.1%	5,346	202	5,548	6,286	-11.7%	8,977	150	9,127	9,370	-2.6%	2322	29	2351	0	NA	20,407	18,359	11.2%
Apr-26	864	67	931	967	-3.7%	4,113	163	4,276	4,471	-4.4%	2,040	64	2,104	1,539	36.7%	0	0	0	0	NA	7,311	6,977	4.8%
<b>Totals</b>	<b>10,305</b>	<b>379</b>	<b>10,684</b>	<b>9,110</b>	<b>17.3%</b>	<b>19,320</b>	<b>593</b>	<b>19,913</b>	<b>20,583</b>	<b>-3.3%</b>	<b>26,743</b>	<b>486</b>	<b>27,229</b>	<b>26,887</b>	<b>1.3%</b>	<b>5,694</b>	<b>89</b>	<b>5,783</b>	<b>0</b>	<b>0.0%</b>	<b>63,609</b>	<b>56,580</b>	<b>12.4%</b>

Legend for Chart:

Date	Alaska Airlines					Delta Airlines					United Airlines					American Airlines					Total Dep.	Prior Year Total Dep.	Total % Change
	Revenue	Non-Revenue	Total	Prior Year Month	Total % Change	Revenue	Non-Revenue	Total	Prior Year Month	Total % Change	Revenue	Non-Revenue	Total	Prior Year Month	Total % Change	Revenue	Non-Revenue	Total	Prior Year Month	Total % Change			
Jan-26	2,498	83	2,581	2,168	19.0%	4,037	113	4,150	4,182	-0.8%	6,157	134	6,291	6,464	-2.7%	1189	24	1213	0	NA	14,235	12,814	11.1%
Feb-26	3,203	94	3,297	2,735	20.5%	4,918	123	5,041	4,853	3.9%	8,149	147	8,296	8,276	0.2%	2032	35	2067	0	NA	16,634	15,864	4.9%
Mar-26	2,795	145	2,940	2,345	25.4%	5,026	184	5,210	5,845	-10.9%	8,045	163	8,208	8,510	-3.5%	2004	32	2036	0	NA	16,358	16,700	-2.0%
Apr-26	757	54	811	758	100.0%	3,650	151	3,801	3,895	-2.4%	1,742	68	1,810	1,278	41.6%	0	0	0	0	NA	6,422	5,931	8.3%
<b>Totals</b>	<b>9,253</b>	<b>376</b>	<b>9,629</b>	<b>8,006</b>	<b>20.3%</b>	<b>17,631</b>	<b>571</b>	<b>18,202</b>	<b>18,775</b>	<b>-3.1%</b>	<b>24,093</b>	<b>512</b>	<b>24,605</b>	<b>24,528</b>	<b>0.3%</b>	<b>5,225</b>	<b>91</b>	<b>5,316</b>	<b>0</b>	<b>0.0%</b>	<b>53,649</b>	<b>51,309</b>	<b>4.6%</b>

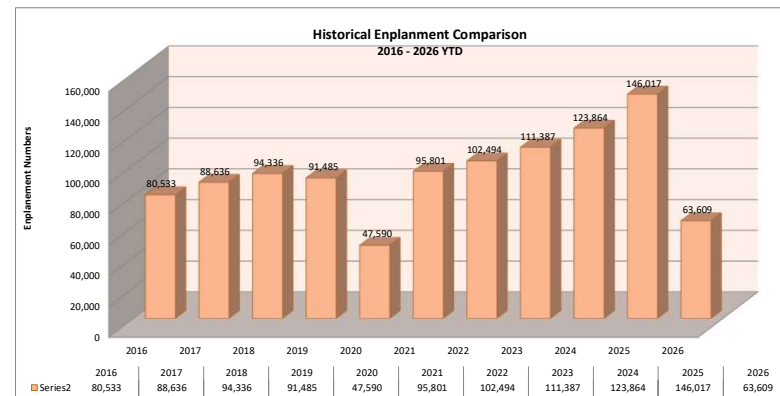
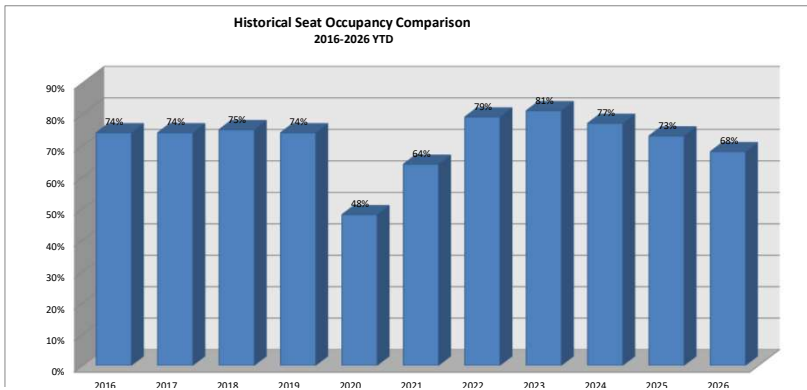
Legend for Chart:



**FRIEDMAN MEMORIAL AIRPORT  
April 2026**

2026 Seat Occupancy																						
Date	Alaska Airlines				Delta Airlines				United Airlines				American Airlines				Seat Occupancy Totals			Seat Occupancy Totals Prior Year Comparison		
	Departure Flights	Seats Available*	Seats Occupied	Percent Occupied	Departure Flights	Seats Available*	Seats Occupied	Percent Occupied	Departure Flights	Seats Available*	Seats Occupied	Percent Occupied	Departure Flights	Seats Available*	Seats Occupied	Percent Occupied	Total Seats Available	Total Seats Occupied	Total Percent Occupied	% Change Total Seats Available	% Change Total Seats Occupied	Change in Load Factor %
Jan-26	66	5,016	3,043	61%	100	7,000	5,139	73%	177	12,390	7,835	63%	46	2,944	1,519	52%	27,350	17,536	64%	20%	11%	-5%
Feb-26	63	4,788	3,329	70%	95	6,650	4,950	74%	157	10,990	8,163	74%	50	3,200	1,913	60%	25,628	18,355	72%	24%	19%	-3%
Mar-26	71	5,396	3,381	63%	109	7,630	5,548	73%	173	12,110	9,127	75%	59	3,776	2,351	62%	28,912	20,407	71%	27%	11%	-10%
Apr-26	23	1,748	931	53%	89	6,236	4,276	69%	54	3,780	2,104	56%	0	0	0	0%	11,764	7,311	62%	16%	5%	-7%
<b>Totals</b>	<b>223</b>	<b>16,948</b>	<b>10,684</b>	<b>63%</b>	<b>393</b>	<b>27,516</b>	<b>19,913</b>	<b>72%</b>	<b>561</b>	<b>39,270</b>	<b>27,229</b>	<b>69%</b>	<b>155</b>	<b>9,920</b>	<b>5,783</b>	<b>58%</b>	<b>93,654</b>	<b>63,609</b>	<b>68%</b>	<b>22%</b>	<b>12%</b>	<b>-6%</b>

Note: \*Preliminary available seat calculations based on scheduled flights. Actual available seat calculations will be updated periodically when official DOT numbers are obtained.



## Eliana Wolper

---

**From:** Timothy Burke  
**Sent:** Wednesday, May 27, 2026 12:59 PM  
**To:** Eliana Wolper  
**Subject:** FW: Why fly SUN?

For public correspondence in the packet

### Tim Burke

*Airport Director*

Sun Valley / Friedman Memorial Airport (SUN)

[1616 Airport Circle](#)

[Hailey, ID 83333](#)

[tim@iflysun.com](mailto:tim@iflysun.com)

[\(208\)721-3074](tel:(208)721-3074) – Cell

[\(208\)720-5186](tel:(208)720-5186) – On Duty Airport Operations

[\(339\)206-6993](tel:(339)206-6993) (Personal cell- Emergency)



**This communication, along with any attachments, is covered by Federal and State law governing electronic communications and may contain confidential and legally privileged information. If the reader of this message is not the intended recipient, you are hereby notified that any dissemination, distribution, use or copying of this message is strictly prohibited. If you have received this in error, please reply immediately to the sender and delete this message.**

**[Veoci Public Dashboard: Click here for forms, applications, current weather, airfield condition reports, and NOTAMs.](#)**

---

**From:** Timothy Burke  
**Sent:** Wednesday, May 27, 2026 12:56 PM  
**To:** 'Jason Parrish' <jason\_parrish@outlook.com>  
**Cc:** Nick Carnes <nick@iflysun.com>  
**Subject:** RE: Why fly SUN?

Hi Jason,

I had an opportunity to speak with the TSA Assistant Federal Security Director who oversees checkpoint operations at all Idaho airports. I learned that TSA policies require any wait time exceeding 30 minutes to be reported to Idaho senior leadership, while wait times greater than 35 minutes anywhere in the nation must be reported to TSA Headquarters in Washington, D.C. No such reports were made.

He reviewed the reports and shared that wait times between 0500–0600 peaked at 25 minutes. Wait times between 0600–0700 peaked at 23 minutes, and between 0700–0800 were approximately 6 minutes.

We independently verified these wait times using our security camera system by measuring how long it took the last person in line, at the queue's longest point, to clear the checkpoint. That review showed a 24.5-minute wait. I was unable to find any footage showing an hour-long wait, though I certainly understand that when time is of the essence, even shorter delays can feel much longer. In total, the TSA checkpoint processed 218 passengers on the morning of the 26th with full staffing in place.

Typically, to spread out demand on the TSA checkpoint, departures from SUN are scheduled approximately 30 minutes apart. Unfortunately, due to this week's planned runway closure for maintenance (scheduled to begin at 8:00 a.m.), departures were compressed into roughly a 45-minute window. This is atypical for our airport, and it's unfortunate that it occurred on the day you were scheduled to depart.

While I have not yet been able to verify details directly with United or Delta, speaking from experience, airlines operate under strict cutoff times for closing aircraft doors. There is very little discretion afforded to airline staff in this regard. The reason is that flights must depart on time in order to maintain their scheduled arrival "slot times" at larger hub airports such as SFO and Denver, where arrival sequencing is tightly managed. If a flight misses its departure window from SUN, it can lose its place in the arrival queue at the destination airport, often resulting in significant downstream delays until the destination airport can accommodate the flight later in the day.

Additionally, because we had a scheduled three-day runway closure beginning that morning, the airport itself could not accommodate delayed departures, and those aircraft needed to depart prior to the closure.

We continue to encourage airport users to arrive at least one hour prior to boarding time, rather than departure time, to help avoid these situations.

Looking ahead, we are actively conducting an architectural study of the terminal building to determine how to incorporate a second TSA screening lane. At present, due to the existing layout and infrastructure constraints of the building, we only have one screening lane. Our hope is that future construction of a second lane will help mitigate queuing issues during peak periods.

Thanks again for reaching out. We are proud of our community's airport and the convenience it typically offers. I'll continue discussions with the airlines on this topic when I meet with them next.

Have a great rest of your week,

Tim

**Tim Burke**

*Airport Director*

Sun Valley / Friedman Memorial Airport (SUN)

[1616 Airport Circle](#)


[Hailey, ID 83333](#)

[tim@iflysun.com](mailto:tim@iflysun.com)

[\(208\)721-3074](tel:(208)721-3074) – Cell

[\(208\)720-5186](tel:(208)720-5186) – On Duty Airport Operations

[\(339\)206-6993](tel:3392066993) (Personal cell- Emergency)



**This communication, along with any attachments, is covered by Federal and State law governing electronic communications and may contain confidential and legally privileged information. If the reader of this message is not the intended recipient, you are hereby notified that any dissemination, distribution, use or copying of this message is strictly prohibited. If you have received this in error, please reply immediately to the sender and delete this message.**

**[Veoci Public Dashboard: Click here for forms, applications, current weather, airfield condition reports, and NOTAMs.](#)**

---

**From:** Jason Parrish <[jason\\_parrish@outlook.com](mailto:jason_parrish@outlook.com)>  
**Sent:** Wednesday, May 27, 2026 8:52 AM  
**To:** Timothy Burke <[Tim@iflysun.com](mailto:Tim@iflysun.com)>  
**Subject:** Re: Why fly SUN?

Thanks much. I appreciate your quick response. In a world of no response or from machines only, it goes a long way.

Also, pardon the typos. Writing on a phone is never easy.

---

**From:** Timothy Burke <[Tim@iflysun.com](mailto:Tim@iflysun.com)>  
**Sent:** Tuesday, May 26, 2026 4:18:03 PM  
**To:** Jason Parrish <[jason\\_parrish@outlook.com](mailto:jason_parrish@outlook.com)>  
**Subject:** Re: Why fly SUN?

Hi Jason, thanks so much for taking time out of your day to send me a message. This type of feedback really helps us.

Right now, I don't have all the information available to answer your questions, but I have reached out to our partners at the TSA and the airline for more information. When I gather that, I will get back with you this week.

Again, if problems aren't highlighted for us, we don't have any way to solve them. So thank you again for bringing this to my attention.

**(Sent from my phone. Please excuse typos)**

**Tim Burke**

*Airport Director*

Sun Valley / Friedman Memorial Airport (SUN)

1616 Airport Circle

Hailey, ID 83333

[tim@iflysun.com](mailto:tim@iflysun.com)

(208)721-3074 – Cell

(208)720-5186 – On Duty Airport Operations

[\(339\)206-6993](tel:3392066993) (Personal cell- Emergency)



**This communication, along with any attachments, is covered by Federal and State law governing electronic communications and may contain confidential and legally privileged information. If the reader of this message is not the intended recipient, you are hereby notified that any dissemination, distribution, use or copying of this message is strictly prohibited. If you have received this in error, please reply immediately to the sender and delete this message.**

---

**From:** Jason Parrish <[jason\\_parrish@outlook.com](mailto:jason_parrish@outlook.com)>

**Sent:** Tuesday, May 26, 2026 12:45:36 PM

**To:** Timothy Burke <[Tim@iflysun.com](mailto:Tim@iflysun.com)>

**Subject:** Why fly SUN?

Director,

I'm writing as a long-time Wood River Valley resident who genuinely wants to support and use our local airport — and who has always been willing to pay the significant premium to fly out of SUN rather than BOI, Twin Falls, or Idaho Falls. Unfortunately, my most recent experience has forced me to seriously reconsider that commitment.

Earlier today, I spent over an hour in the security line and ultimately missed my flight — along with more than 10–15 other passengers — by just minutes. All of us were visible to gate staff as we cleared security, yet the gate was closed with no flexibility or assistance. Three flights were scheduled to depart in the same narrow window, with only one security line operating. The result was entirely predictable: excessive wait times, missed flights, and a chaotic passenger experience.

What was also disappointing was the lack of support once we were delayed. Gate personnel were abrupt and unhelpful, simply telling us to “call United,” despite no United staff being present. I spent over an hour on the phone trying to rebook, then had to drive 2.25 hours to Boise to find an alternative flight. I don't enjoy the irony. Because United had no departures from BOI that day, I had to purchase a last-minute ticket on another airline at a very high cost. Several other passengers were forced into similar situations.

As a resident, I'm embarrassed and frustrated. As a business or recreational visitor, I would make different choices in the future. SUN markets itself as an easy, convenient, premium regional airport — but the current operational reality does not match that promise. If the airport cannot reliably handle today's capacity, the addition of new flights will only compound the problem.

I want to be clear: I support the airport, and I support the levies and investments needed to improve it. I want SUN to succeed. But experiences like this undermine confidence and push residents toward BOI, despite the inconvenience and cost of getting there.

I hope you will take this feedback seriously and address the operational issues that led to this failure — particularly security throughput planning, gate staffing, and passenger support during irregular operations. SUN is a critical asset for our community, and it deserves the level of management and foresight that reflects that importance.

Sincerely,  
Jason



## Friedman Memorial Airport Fiscal Year 2027 Budget Draft

	FY 2024	FY 2025	FY 2026	FY 2027
	Final Year End	Final Year End	Approved Budget	Draft Budget
<b>REVENUE</b>				
<b>4000-00 · AIRCARRIER</b>				
4000-01 · Air carrier - Lease Space	\$ 504,238	\$ 567,498	\$ 530,000	\$ 575,000
4000-02 · Aircarrier - Landing Fees	\$ 296,110	\$ 349,455	\$ 300,000	\$ 337,750
4000-03 · Aircarrier - Gate Fees		\$ -	\$ -	
4000-04 · Aircarrier - Utility Fees	\$ 360	\$ 360	\$ 360	\$ 360
4010-07 · Aircarrier - '14 PFC Application	\$ 440,496	\$ -	\$ -	
4010-07 · Aircarrier - '25 PFC Application		\$ 453,140	\$ 514,000	\$ 658,500
<b>Total 4000-00 · AIRCARRIER</b>	<b>\$ 1,241,203</b>	<b>\$ 1,370,452</b>	<b>\$ 1,344,360</b>	<b>\$ 1,571,610</b>
<b>4020-00 · TERMINAL AUTO PARKING REVENUE</b>				
4020-01 · Automobile Parking - Terminal	\$ 961,206	\$ 1,044,244	\$ 900,000	\$ 1,000,000
4020-02 · Automobile Parking - Passes	\$ 980	\$ 1,740	\$ 600	\$ 400
<b>Total 4020-00 · TERMINAL AUTO PARKING REVENUE</b>	<b>\$ 962,186</b>	<b>\$ 1,045,984</b>	<b>\$ 900,600</b>	<b>\$ 1,000,400</b>
<b>4030-00 · AUTO RENTAL REVENUE</b>				
4030-01 · Automobile Rental - Commission	\$ 788,506	\$ 905,793	\$ 800,000	\$ 900,000
4030-02 · Automobile Rental - Counter	\$ 34,370	\$ 34,969	\$ 35,000	\$ 36,000
4030-03 · Automobile Rental - Auto Prkng	\$ 76,398	\$ 78,782	\$ 75,000	\$ 100,000
4030-04 · Automobile Rental - Utilities	\$ 2,478	\$ 2,807	\$ 2,500	\$ 2,800
4030-00 · Automobile Rental - Other				
<b>Total 4030-00 · AUTO RENTAL REVENUE</b>	<b>\$ 901,752</b>	<b>\$ 1,022,351</b>	<b>\$ 912,500</b>	<b>\$ 1,038,800</b>
<b>4040-00 · TERMINAL CONCESSION REVENUE</b>				
4040-01 · Terminal Shops - Commission	\$ 51,213	\$ 64,864	\$ 47,000	\$ 65,000
4040-03 · Terminal Shops - Utility Fees	\$ 2,478	\$ 2,807	\$ 2,500	\$ 2,500
4040-10 · Advertising - Commission	\$ 61,013	\$ 57,974	\$ 60,000	\$ 60,000
4040-11 · Vending Machines - Commission	\$ 6,732	\$ 7,129	\$ 6,000	\$ 5,000
4040-12 · Terminal ATM	\$ 600	\$ 600	\$ 600	\$ 600
<b>Total 4040-00 · TERMINAL CONCESSION REVENUE</b>	<b>\$ 122,037</b>	<b>\$ 133,374</b>	<b>\$ 116,100</b>	<b>\$ 133,100</b>
<b>4050-00 · FBO REVENUE</b>				
4050-01 · FBO - Lease Space	\$ 194,018	\$ 197,396	\$ 198,000	\$ 210,000
4050-02 · FBO - Overnight Parking Fees	\$ 403,690	\$ 156,422	\$ -	
4050-04 · FBO - Commission	\$ 64,906	\$ 86,723	\$ 55,000	\$ 65,000
4050-07 · FBO - Misc.	\$ 600	\$ 450	\$ -	
<b>Total 4050-00 · FBO REVENUE</b>	<b>\$ 663,214</b>	<b>\$ 440,991</b>	<b>\$ 253,000</b>	<b>\$ 275,000</b>
<b>4060-00 · FUEL FLOWAGE REVENUE</b>				
4060-01 · Fuel Flowage - FBO	\$ 507,408	\$ 617,335	\$ 500,000	\$ 575,000
<b>Total 4060-00 · FUEL FLOWAGE REVENUE</b>	<b>\$ 507,408</b>	<b>\$ 617,335</b>	<b>\$ 500,000</b>	<b>\$ 575,000</b>
<b>4070-00 · TRANSIENT LANDING FEES REVENUE</b>				



## Friedman Memorial Airport Fiscal Year 2027 Budget Draft

	FY 2024	FY 2025	FY 2026	FY 2027
	Final Year End	Final Year End	Approved Budget	Draft Budget
4070-01 · Parking Fees - Transient		\$ 240,025	\$ 410,000	\$ 400,000
4070-02 · Landing Fees - Non-Comm./Gov't	\$ 595,569	\$ 758,892	\$ 600,000	\$ 600,000
<b>Total 4070-00 · TRANSIENT LANDING FEES REVENUE</b>	<b>\$ 595,569</b>	<b>\$ 998,917</b>	<b>\$ 1,010,000</b>	<b>\$ 1,000,000</b>
<b>4080-00 · HANGAR REVENUE</b>				
4080-01 · Hangar - Land Lease	\$ 752,883	\$ 766,998	\$ 774,000	\$ 800,000
4080-02 · Hangar/Trans. Fee - Land Lease	\$ 103,775	\$ 163,825	\$ 50,000	\$ 50,000
4080-03 · Hangar/Utilities (E8, 11, 24)	\$ 880	\$ 1,138	\$ 500	\$ 500
4080-05 · Land Lease - FMA Hanger Rentals	\$ 50,480	\$ 51,298	\$ 50,000	\$ 55,000
<b>Total 4080-00 · HANGAR REVENUE</b>	<b>\$ 908,018</b>	<b>\$ 983,259</b>	<b>\$ 874,500</b>	<b>\$ 905,500</b>
<b>4090-00 · TIEDOWN PERMIT FEES REVENUE</b>				
4090-01 · Tiedown Fees (FMA)	\$ 33,386	\$ 40,018	\$ 36,000	\$ 40,000
<b>Total 4090-00 · TIEDOWN PERMIT FEES REVENUE</b>	<b>\$ 33,386</b>	<b>\$ 40,018</b>	<b>\$ 36,000</b>	<b>\$ 40,000</b>
<b>4100-00 · POSTAL CARGO REVENUE</b>				
4100-02 · Postal Cargo - Tiedown	\$ 3,312	\$ 720	\$ -	\$ -
<b>Total 4100-00 · POSTAL CARGO REVENUE</b>	<b>\$ 3,312</b>	<b>\$ 720</b>	<b>\$ -</b>	<b>\$ -</b>
<b>4110-00 · MISCELLANEOUS REVENUE</b>				
4110-01 · Misc. Revenue	\$ 3,118	\$ 38,260	\$ 2,000	\$ 10,000
4110-09 · Misc. Expense Reimbursement	\$ -	\$ 1,043		\$ -
4900-01 · Gain/Loss On Equip.Disp.	\$ 13,048	\$ 21,904		\$ -
<b>Total 4110-00 · MISCELLANEOUS REVENUE</b>	<b>\$ 16,166</b>	<b>\$ 61,207</b>	<b>\$ 2,000</b>	<b>\$ 10,000</b>
<b>4120-00 · GROUND TRANSP. PERMIT REVENUE</b>				
4120-01 · Ground Transportation Permit	\$ 23,600	\$ 27,300	\$ 24,000	\$ 24,000
4120-02 · GTSP - Trip Fee	\$ 5,300	\$ 5,940	\$ 5,000	\$ 5,000
<b>Total 4120-00 · GROUND TRANSP. PERMIT REVENUE</b>	<b>\$ 28,900</b>	<b>\$ 33,240</b>	<b>\$ 29,000</b>	<b>\$ 29,000</b>
<b>4400-00 · TSA/SECURITY</b>				
4400-02 · Terminal Lease	\$ 30,574	\$ 30,574	\$ 30,000	\$ 44,588
4400-03 · Security Prox. Cards	\$ 43,360	\$ 44,410	\$ 40,000	\$ 40,000
<b>Total 4400-00 · TSA/SECURITY</b>	<b>\$ 73,934</b>	<b>\$ 74,984</b>	<b>\$ 70,000</b>	<b>\$ 84,588</b>
<b>4450-00 · RANCH REVENUE</b>				
4450-01 · Ranch House Rent	\$ 7,200	\$ 8,200	\$ 7,200	\$ 19,200
4450-02 · Ranch Lease	\$ 31,500	\$ 54,000	\$ 54,000	\$ 54,000
4450-?? · Cove Canal Association Dues				
<b>Total 4450-00 · RANCH REVENUE</b>	<b>\$ 38,700</b>	<b>\$ 62,200</b>	<b>\$ 61,200</b>	<b>\$ 73,200</b>
<b>4500-00 · IDAHO STATE GRANT PROGRAM REV.</b>			\$ 15,000	\$ 50,000
<b>Total 4500-00 · IDAHO STATE GRANT PROGRAM REV.</b>	<b>\$ -</b>	<b>\$ -</b>	<b>\$ 15,000</b>	<b>\$ 50,000</b>



## Friedman Memorial Airport Fiscal Year 2027 Budget Draft

	FY 2024	FY 2025	FY 2026	FY 2027
	Final Year End	Final Year End	Approved Budget	Draft Budget
<b>4520-00 · INTEREST REVENUE</b>				
4520-01 · Interest Revenue - Base Market	\$ 788,854	\$ 836,249	\$ 250,000	\$ 250,000
4520-02 · Interest Revenue - Market Inflation			\$ 350,000	\$ 150,000
4520-07 · Interest Revenue - '14 PFC	\$ 315	\$ -	\$ -	
4520-11 · Interest Revenue - Leases	\$ 35,016	\$ 28,333	\$ -	
4520-12 · Interest Revenue - CFC	\$ 5,841	\$ 11,217	\$ -	
4520-13 · Interest Revenue - '25 PFC		\$ 751	\$ -	
<b>Total 4520-00 · INTEREST REVENUE</b>	<b>\$ 830,026</b>	<b>\$ 876,551</b>	<b>\$ 600,000</b>	<b>\$ 400,000</b>
<b>4600-00 · Relief Grants Operational</b>				
4600-01 · Coronavirus Relief Grants Operational	\$ 2,242,141	\$ -	\$ -	
4600-0? · CRRSA/ARPA	\$ -	\$ 2,848,479	\$ -	\$ -
<b>Total 4600-00 · Relief Grants Operational</b>	<b>\$ 2,242,141</b>	<b>\$ 2,848,479</b>	<b>\$ -</b>	<b>\$ -</b>
<b>TOTAL REVENUE</b>	<b>\$ 9,167,954</b>	<b>\$ 10,610,062</b>	<b>\$ 6,724,260</b>	<b>\$ 7,186,198</b>
<b>"A" EXPENSES</b>				
<b>5000-00 · A EXPENDITURES</b>				
5010-00 · Salaries - Admin Salaries	\$ 539,729	\$ 625,959	\$ 558,819	\$ 683,106
5020-00 · Salaries - Operations Salaries	\$ 831,189	\$ 831,216	\$ 1,001,700	\$ 1,025,245
5030-00 · Salaries - Seasonal Salaries	\$ 47,590	\$ 62,399	\$ 65,000	\$ 75,000
5040-00 · Salaries - Overtime		\$ 30,706	\$ 40,000	\$ 40,000
5050-00 · Salaries - Adjustment/Merit	\$ 54,520	\$ -	\$ 83,276	\$ 227,919
5060-00 · Salaries - One Time Pay	\$ 3,000	\$ 29,512	\$ 41,513	\$ 54,701
5070-00 · Compensated Absences Accrued	\$ 8,364		\$ -	
5100-00 · Retirement	\$ 162,881	\$ 166,650	\$ 200,242	\$ 228,818
5110-00 · Social Security/Medicare	\$ 109,858	\$ 116,819	\$ 136,959	\$ 161,107
5120-00 · Life Insurance	\$ 1,028	\$ 1,349	\$ 2,000	\$ 2,500
5130-00 · Medical Insurance	\$ 244,486	\$ 281,806	\$ 290,000	\$ 333,500
5160-00 · Workman's Compensation	\$ 19,556	\$ 20,673	\$ 20,000	\$ 28,000
5170-00 · Unemployment Claims	\$ -	\$ -		
<b>TOTAL "A" EXPENDITURES</b>	<b>\$ 2,022,201</b>	<b>\$ 2,167,088</b>	<b>\$ 2,439,509</b>	<b>\$ 2,859,895</b>
<b>"B" EXPENSES - ADMINISTRATIVE</b>				
<b>6000-00 · TRAVEL EXPENSE</b>				
6000-01 · Travel - Conference/Project Expenses	\$ 42,688	\$ 33,402	\$ 50,000	\$ 60,000
<b>Total 6000-00 · TRAVEL EXPENSE</b>	<b>\$ 42,688</b>	<b>\$ 33,402</b>	<b>\$ 50,000</b>	<b>\$ 60,000</b>
<b>6010-00 · SUPPLIES/EQUIPMENT EXPENSE</b>				
6010-01 · Supplies/Equipment - Office	\$ 7,508	\$ 8,702	\$ 8,200	\$ 8,500
6010-02 · Supplies/Equipment - Parking	\$ 206	\$ 692	\$ 700	\$ 700
6010-03 · Supplies/Equipment - Computer	\$ 34,205	\$ 24,979	\$ 30,000	\$ 50,000



## Friedman Memorial Airport Fiscal Year 2027 Budget Draft

	FY 2024	FY 2025	FY 2026	FY 2027
	Final Year End	Final Year End	Approved Budget	Draft Budget
<b>Total 6010-00 · SUPPLIES/EQUIPMENT EXPENSE</b>	\$ 41,919	\$ 34,374	\$ 38,900	\$ 59,200
<b>6020-00 · INSURANCE</b>				
6020-01 · Insurance - Liability	\$ 86,828	\$ 118,832	\$ 133,000	\$ 144,970
6020-02 · Insurance - Public Officials				\$ -
6020-03 · Insurance-Bldg/Unlic.Veh./Prop				\$ -
<b>Total 6020-00 · INSURANCE</b>	\$ 86,828	\$ 118,832	\$ 133,000	\$ 144,970
<b>6030-00 · UTILITIES</b>				
6030-01 · Utilities - Gas/Terminal	\$ 14,580	\$ 5,401	\$ 12,000	\$ 6,000
6030-02 · Utilities - Gas/AOB & Cold Storage	\$ 7,851	\$ 4,398	\$ 8,000	\$ 6,000
6030-03 · Utilities - Elect./Runway&PAPI	\$ 5,944	\$ 5,537	\$ 6,000	\$ 6,500
6030-04 · Utilities - Elec./AOB & Cold Storage	\$ 10,243	\$ 10,929	\$ 10,000	\$ 12,000
6030-05 · Utilities - Electric/Terminal	\$ 60,764	\$ 60,551	\$ 62,000	\$ 70,000
6030-06 · Utilities - Telephone	\$ 26,048	\$ 19,644	\$ 23,000	\$ 22,000
6030-07 · Utilities - Water	\$ 16,915	\$ 17,642	\$ 18,000	\$ 18,000
6030-08 · Utilities - Garbage Removal	\$ 17,450	\$ 39,169	\$ 24,000	\$ 50,000
6030-09 · Utilities - Sewer	\$ 10,165	\$ 10,963	\$ 10,000	\$ 10,000
6030-11 · Utilities - Electric/Tower	\$ 6,716	\$ 6,611	\$ 7,000	\$ 7,000
6030-12 · Utilities - Elec./Brdfrd. Hghl	\$ 535	\$ 574	\$ 600	\$ 600
6030-13 · Utilities - Elec. - Exit Booth	\$ 1,214	\$ 1,134	\$ 1,500	\$ 1,200
6030-15 · Utilities - Elec/AWOS	\$ 3,426	\$ 3,688	\$ 3,500	\$ 3,800
6030-16 · Utilities - Elec. Wind Cone	\$ 252	\$ 325	\$ 330	\$ 400
6030-17 · Utilities - Elec./Gas - Hangar	\$ 5,987	\$ 5,083	\$ 6,000	\$ 6,000
6030-20 · Utilities - Ranch	\$ 72,186	\$ 39,059	\$ 80,000	\$ 80,000
<b>Total 6030-00 · UTILITIES</b>	\$ 260,277	\$ 230,708	\$ 271,930	\$ 299,500
<b>6040-00 · SERVICE PROVIDER</b>				
6040-01 · Service Provider - General	\$ 12	\$ 130		\$ -
6040-02 · Service Provider - Term. Services	\$ 6,049	\$ 12,191	\$ 8,000	\$ 15,000
6040-03 · Service Provider - AOB Services	\$ 48,630	\$ 76,588	\$ 75,000	\$ 80,000
6040-04 · Service Provider - Operations	\$ 11,437	\$ 17,378	\$ 18,000	\$ 18,000
6040-13 · Service Provider - Parking	\$ 87,087	\$ 91,420	\$ 85,000	\$ 88,000
<b>Total 6040-00 · SERVICE PROVIDER</b>	\$ 153,215	\$ 197,707	\$ 186,000	\$ 201,000
<b>6050-00 · PROFESSIONAL SERVICES</b>				
6050-01 · Professional Services - Legal	\$ 275,068	\$ 130,283	\$ 250,000	\$ 200,000
6050-02 · Professional Services - Audit/Finance	\$ 125,544	\$ 141,752	\$ 140,000	\$ 150,000
6050-03 · Professional Services - Engineer	\$ 64,638	\$ 59,252	\$ 75,000	\$ 75,000
6050-04 · Professional Services - Human Resources	\$ 14,270	\$ 15,760	\$ 16,000	\$ 16,000
6050-05 · Professional Services - Gen.	\$ 17,448	\$ 32,741	\$ 20,000	\$ 15,000
6050-10 · Professional Services - IT/Comp. Support	\$ 156,420	\$ 181,911	\$ 170,000	\$ 20,000
6050-12 · Professional Services - Planning - Air Service		\$ 666	\$ 2,000	\$ 2,000
6050-13 · Professional Services - Website Hosting	\$ 805	\$ 1,302	\$ 1,200	\$ 1,200
6050-15 · Professional Services - Web Maint/Outreach	\$ 9,016	\$ 6,229	\$ 30,000	\$ 30,000



## Friedman Memorial Airport Fiscal Year 2027 Budget Draft

	FY 2024	FY 2025	FY 2026	FY 2027
	Final Year End	Final Year End	Approved Budget	Draft Budget
6050-17 · Professional Services - Airspace Consulting	\$ 37,299	\$ 25,421	\$ 40,000	\$ 40,000
6050-18 · Professional Services - Approach Maintenance & Misc. Srvc	\$ -	\$ -	\$ -	\$ -
6050-19 · Professional Services - ATCT Relocation	\$ 10,560	\$ 8,910	\$ 25,000	\$ 10,000
6050-21 · Professional Services - Other	\$ 11,168	\$ 6,459	\$ 45,000	\$ 45,000
<b>Total 6050-00 · PROFESSIONAL SERVICES</b>	<b>\$ 722,236</b>	<b>\$ 610,685</b>	<b>\$ 814,200</b>	<b>\$ 604,200</b>
<b>6060-00 · MAINTENANCE-OFFICE EQUIPMENT</b>				
6060-01 · Maint.-Office Equip./Gen.	\$ -	\$ -		\$ -
6060-04 · Maintenance - Copier	\$ 1,370	\$ 1,204	\$ 2,000	\$ 2,000
6060-05 · Maintenance - Phone	\$ 1,336	\$ -	\$ 1,000	\$ 500
<b>Total 6060-00 · MAINTENANCE-OFFICE EQUIPMENT</b>	<b>\$ 2,706</b>	<b>\$ 1,204</b>	<b>\$ 3,000</b>	<b>\$ 2,500</b>
<b>6070-00 · RENT/LEASE OFFICE EQUIPMENT</b>				
6070-02 · Rent/Lease - Postage Meter	\$ 13	\$ 1,004	\$ 1,500	\$ 1,500
<b>Total 6070-00 · RENT/LEASE OFFICE EQUIPMENT</b>	<b>\$ 13</b>	<b>\$ 1,004</b>	<b>\$ 1,500</b>	<b>\$ 1,500</b>
<b>6080-00 · DUES/MEMBERSHIPS</b>				
6080-01 · Dues/Memberships	\$ 9,808	\$ 12,923	\$ 20,000	\$ 20,000
6080-04 · Publications	\$ -		\$ -	\$ -
6080-07 · Cove Canal Association Dues - Ranch	\$ -		\$ 3,200	\$ 5,300
<b>Total 6080-00 · DUES/MEMBERSHIPS</b>	<b>\$ 9,808</b>	<b>\$ 12,923</b>	<b>\$ 23,200</b>	<b>\$ 25,300</b>
<b>6090-00 · POSTAGE</b>				
6090-01 · Postage/Courier Service	\$ 1,109	\$ 3,519	\$ 1,200	\$ 1,000
<b>Total 6090-00 · POSTAGE</b>	<b>\$ 1,109</b>	<b>\$ 3,519</b>	<b>\$ 1,200</b>	<b>\$ 1,000</b>
<b>6100-00 · EDUCATION/TRAINING</b>				
6100-01 · Education/Training - Admin.	\$ 3,649	\$ 7,877	\$ 10,000	\$ 10,000
6100-02 · Education/Training - OPS	\$ 12,047	\$ 8,424	\$ 32,000	\$ 32,000
6100-03 · Education/Training - ARFF	\$ 11,371	\$ 15,853	\$ 16,000	\$ 16,000
6100-04 · Education/Training - Trienn. Drill	\$ -		\$ -	\$ 35,000
6100-06 · Education - Security	\$ 630	\$ 110	\$ 3,000	\$ 3,000
<b>Total 6100-00 · EDUCATION/TRAINING</b>	<b>\$ 27,697</b>	<b>\$ 32,264</b>	<b>\$ 61,000</b>	<b>\$ 96,000</b>
<b>6101-00 · PUBLIC OUTREACH/ADS/COMMUNICATIONS</b>				
6101-01 · Advertising/Social Media/Sponsorships	\$ 23,811	\$ 28,925	\$ 30,000	\$ 30,000
6101-03 · Public Outr/Comm - SAAC	\$ 12,873	\$ 22,706	\$ 15,000	\$ 15,000
6101-04 · Public Outr/Comm - Promotional Items				\$ 4,000
<b>Total 6101-00 · PUBLIC OUTREACH/COMMUNICATIONS</b>	<b>\$ 36,683</b>	<b>\$ 51,631</b>	<b>\$ 45,000</b>	<b>\$ 49,000</b>
<b>6110-00 · CONTRACTS</b>				
6110-02 · Contracts - FMAA	\$ 82,229	\$ 67,267	\$ 84,000	\$ 85,000
6110-16 · Contracts - Prkg Mngt Fee/Ops	\$ 12,103	\$ 11,329	\$ 15,000	\$ 30,000
6110-17 · Contracts - Landing Fee Equipment Maintenance	\$ 16,473	\$ 16,819	\$ 18,000	\$ 18,000
6110-18 · Contracts - Vector Landing Commissions	\$ 74,328	\$ 122,658	\$ 78,000	\$ 78,000



## Friedman Memorial Airport Fiscal Year 2027 Budget Draft

	FY 2024	FY 2025	FY 2026	FY 2027
	Final Year End	Final Year End	Approved Budget	Draft Budget
6110-19 · Contracts - Vector Parking Commissions				\$ 40,000
<b>Total 6110-00 · CONTRACTS</b>	\$ 185,133	\$ 218,073	\$ 195,000	\$ 251,000
<b>6130-00 · MISCELLANEOUS EXPENSES</b>				
6130-01 · Misc. - General	\$ 13,962	\$ 14,230	\$ 15,000	\$ 15,000
6140-00 · Bank Fees	\$ 60	\$ 72	\$ -	\$ -
6140-01 · Merchant Fees	\$ 578	\$ 761	\$ 600	\$ 800
6150-03 · Interest Exp - Leases	\$ 2,083	\$ -	\$ -	\$ -
<b>Total 6130-00 · MISCELLANEOUS EXPENSES</b>	\$ 16,682	\$ 15,063	\$ 15,600	\$ 15,800
<b>TOTAL "B" ADMINISTRATIVE EXPENSES</b>	\$ 1,586,995	\$ 1,561,388	\$ 1,839,530	\$ 1,810,970
<b>"B" EXPENSES - OPERATIONS</b>				
<b>6500-00 · SUPPLIES/EQUIPMENT- OPERATIONS</b>				
6500-01 · Supplies/Equipment - General	\$ 2,668	\$ 6,335	\$ 10,000	\$ 10,000
6500-02 · Supplies/Equipment - Tools	\$ 16,625	\$ 7,282	\$ 20,000	\$ 12,500
6500-03 · Supplies/Equipment - Clothing Ops	\$ 3,495	\$ 6,460	\$ 4,000	\$ 7,500
6500-04 · Supplies/Equipment - Janitorial	\$ 41,365	\$ 45,725	\$ 45,000	\$ 47,000
6500-07 · Supplies/Equipment - Clothing Parking Lot	\$ 568	\$ -	\$ 2,000	\$ 2,000
<b>Total 6500-00 · SUPPLIES/EQUIPMENT - OPERATIONS</b>	\$ 64,721	\$ 65,803	\$ 81,000	\$ 79,000
<b>6505-00 · EQUIP/VEHICLE-LEASE/RENTAL</b>				
6505-01 · General	\$ 98,264	\$ 134,796	\$ 100,000	\$ 134,796
<b>Total 6510-00 · EQUIP/VEHICLE-LEASE/RENTAL</b>	\$ 98,264	\$ 134,796	\$ 100,000	\$ 134,796
<b>6510-00 · FUEL/LUBRICANTS</b>				
6510-01 · General	\$ -	\$ 875	\$ -	\$ -
6510-02 · Fuel	\$ 36,782	\$ 46,881	\$ 55,000	\$ 55,000
6510-03 · Lubricants	\$ 4,123	\$ 9,467	\$ 7,000	\$ 10,000
<b>Total 6510-00 · FUEL/LUBRICANTS</b>	\$ 40,905	\$ 57,223	\$ 62,000	\$ 65,000
<b>Total 6520-00 · VEHICLES/MAINTENANCE</b>	\$ 101,216	\$ 117,541	\$ 150,000	\$ 150,000
<b>6530-00 · ARFF MAINTENANCE</b>				
6530-01 · ARFF Maint. General/Supplies	\$ 30,995	\$ 18,500	\$ 15,000	\$ 27,000
6530-04 · ARFF Maint. - Radios	\$ 8,662	\$ 2,184	\$ 10,000	\$ 10,000
6530-06 · ARFF Maint. - '20 Oshkosh Striker1500	\$ 1,299	\$ 37,978	\$ 2,500	\$ 2,500
6530-08 · ARFF Maint. - '24 Oshkosh Striker3000	\$ 10,958	\$ -	\$ 2,500	\$ 2,500
<b>Total 6530-00 · ARFF MAINTENANCE</b>	\$ 51,914	\$ 58,661	\$ 30,000	\$ 42,000
<b>6540-00 · REPAIRS/MAINTENANCE - BUILDING</b>				
6540-01 · R/M Bldg. - General	\$ 2,074	\$ 1,180	\$ 1,500	\$ 1,500
6540-02 · R/M Bldg. - Terminal	\$ 157,573	\$ 162,021	\$ 200,000	\$ 170,000
6540-03 · R/M Bldg. - Terminal Concession	\$ 455	\$ 31	\$ 2,000	\$ 2,000
6540-04 · R/M Bldg. - Cold Storage	\$ 487	\$ 432	\$ 1,000	\$ 1,000
6540-05 · R/M Bldg. - AOB/SHOP	\$ 96,258	\$ 24,880	\$ 50,000	\$ 50,000



## Friedman Memorial Airport Fiscal Year 2027 Budget Draft

	FY 2024	FY 2025	FY 2026	FY 2027
	Final Year End	Final Year End	Approved Budget	Draft Budget
6540-06 · R/M Bldg. - Hangars	\$ 2,653	\$ 17,407	\$ 5,000	\$ 6,000
6540-07 · R/M Bldg. - Tower	\$ 24,488	\$ 10,005	\$ 18,000	\$ 18,000
6540-10 · R/M Bldg. - Ranch	\$ 4,175	\$ 3,500	\$ 15,000	\$ 3,500
6540-11 · R/M Bldg. - GA Terminal				\$ 6,000
6540-00 · R/M Bldg. - Other	\$ 3,934	\$ -		\$ -
<b>Total 6540-00 · REPAIRS/MAINTENANCE - BUILDING</b>	<b>\$ 292,097</b>	<b>\$ 219,455</b>	<b>\$ 292,500</b>	<b>\$ 258,000</b>
<b>6550-00 · REPAIRS/MAINTENANCE - AIRSIDE</b>				
6550-01 · R/M - General	\$ 19,852	\$ 9,359	\$ 8,000	\$ 8,000
6550-02 · R/M - Airfield/Runway	\$ 19,795	\$ 17,393	\$ 40,000	\$ 40,000
6550-03 · R/M - Airfield/Runway - Deice	\$ 104,734	\$ 108,501	\$ 120,000	\$ 120,000
6550-04 · R/M - Lights	\$ 15,603	\$ 24,825	\$ 25,000	\$ 20,000
<b>Total 6550-00 · REPAIRS/MAINTENANCE - AIRSIDE</b>	<b>\$ 159,983</b>	<b>\$ 160,078</b>	<b>\$ 193,000</b>	<b>\$ 188,000</b>
<b>6551-00 · REPAIRS/MAINTENANCE - LANDSIDE</b>				
6551-01 · RM - General	\$ 18,562	\$ 15	\$ 1,000	\$ 1,000
6551-02 · RM - Parking Lot	\$ 19,313	\$ 33,133	\$ 35,000	\$ 30,000
6551-03 · RM - Landscaping	\$ 7,198	\$ 7,175	\$ 10,000	\$ 10,000
6551-04 · RM - Ranch	\$ 81,375	\$ 6,762	\$ 100,000	\$ 50,000
<b>Total 6560-00 · REPAIRS/MAINTENANCE - LANDSIDE</b>	<b>\$ 126,448</b>	<b>\$ 47,085</b>	<b>\$ 146,000</b>	<b>\$ 91,000</b>
<b>6560-00 · SECURITY EXPENSE</b>				
6560-01 · Security - General	\$ 5,454	\$ 7,698	\$ 10,000	\$ 15,000
6560-02 · Security - Law Enforcement Officer(LEO)	\$ 2,547	\$ 4,787	\$ 5,000	\$ 5,000
6560-03 · Security - Subscription License	\$ 54,102	\$ 64,594	\$ 60,000	\$ 65,000
6560-04 · Security - Perim./Access/CCTV	\$ 25,250	\$ 25,238	\$ 30,000	\$ 25,000
6560-05 · Security - Professional Services	\$ 5,000	\$ -	\$ 15,000	\$ -
6560-06 · Security - Prof. Services IT	\$ -		\$ -	
<b>Total 6560-00 · SECURITY EXPENSE</b>	<b>\$ 92,353</b>	<b>\$ 102,318</b>	<b>\$ 120,000</b>	<b>\$ 110,000</b>
<b>6570-00 · REPAIRS/MAINT.-AERONAUTICAL EQU</b>				
6570-01 · R/M Aeronautical Equip - NDB/DME	\$ 8,517	\$ 5,992	\$ 8,500	\$ 5,000
6570-02 · R/M Aeronautical Equip. - Tower	\$ 15,175	\$ 5,667	\$ 15,000	\$ 50,000
6570-04 · R/M Aeron. Equip. - AWOS/ATIS	\$ 8,517	\$ 8,772	\$ 8,500	\$ 9,000
6570-05 · R/M Aeron. Equip. - Aircraft Landing Cameras				\$ -
<b>Total 6570-00 · REPAIRS/MAINT.-AERONAUTICAL EQU</b>	<b>\$ 32,208</b>	<b>\$ 20,432</b>	<b>\$ 32,000</b>	<b>\$ 64,000</b>
<b>TOTAL "B" OPERATIONAL EXPENSES</b>	<b>\$ 1,060,109</b>	<b>\$ 983,392</b>	<b>\$ 1,206,500</b>	<b>\$ 1,181,796</b>
<b>TOTAL "B" EXPENSES</b>	<b>\$ 2,647,104</b>	<b>\$ 2,544,780</b>	<b>\$ 3,046,030</b>	<b>\$ 2,992,766</b>
<b>TOTAL "A+B" EXPENSES</b>	<b>\$ 4,669,305</b>	<b>\$ 4,711,868</b>	<b>\$ 5,485,539</b>	<b>\$ 5,852,661</b>
<b>OPERATIONAL NET POSITION</b>	<b>\$ 4,498,649</b>	<b>\$ 5,898,194</b>	<b>\$ 1,238,721</b>	<b>\$ 1,333,537</b>
<b>"C" REVENUE - CAPITAL BUDGET</b>				
4761-01 · AIP '61 - Pavement			\$ 700,000	\$ 630,000
4762-01 · AIP '62 - AGIS			\$ 600,000	\$ 16,000



## Friedman Memorial Airport Fiscal Year 2027 Budget Draft

	FY 2024	FY 2025	FY 2026	FY 2027
	Final Year End	Final Year End	Approved Budget	Draft Budget
4763-01 · AIP '63 - Construct GA Terminal/Pilots Lounge			\$ 902,000	\$ 330,000
4764-01 · AIP '64 - Airport Infrastructure and Optimization Study			\$ 740,000	\$ 600,000
4765-01 · AIP '65 - Pavement Maintenance			\$ -	\$ 740,000
476?-01 · AIP '?? - GA Development Road			\$ 2,700,000	\$ 300,000
476?-01 · AIP '?? - Rehabilitate Apron (Section 2)				\$ 800,000
476?-01 · AIP '?? - Construct Control Tower and Vehicle Parking				\$ 13,000,000
4800-00 · Current Year AIP				\$ -
4800-01 · Capital Revenue Contingency			\$ 2,000,000	\$ 2,000,000
4900-00 · BIL			\$ 1,200,000	\$ 1,200,000
CFC Collection			\$ 400,000	\$ 350,000
<b>Total "C" REVENUE</b>			\$ 9,242,000	\$ 19,966,000
<b>"C" EXPENSES - CAPITAL BUDGET</b>				
<b>7001-00 · CAPITAL EXPENDITURES</b>				
7001-02 · Buildings and Improvements			\$ 460,000	\$ 485,000
7001-03 · Airfield & General Improvements			\$ 200,000	\$ 200,000
7001-04 · Office Equipment			\$ -	\$ 10,000
7001-05 · Maintenance Equipment /Vehicle			\$ 210,000	\$ 170,000
7001-06 · Assessments/Plans/Studies			\$ -	\$ 140,000
7001-09 · Security Equipment			\$ 35,000	\$ 35,000
7001-10 · SRE Acquisition Non-AIP		\$ 6,788	\$ 900,000	
7001-12 · Network Equipment			\$ 30,000	\$ 30,000
7001-99 · CONTINGENCY			\$ 2,000,000	\$ 2,000,000
<b>Total 7001-00 · CAPITAL EXPENDITURES</b>			\$ 3,835,000	\$ 3,070,000
<b>7500-00 · CAPITAL EXPENDITURES</b>				
7561-01 · AIP '61 - Pavement			\$ -	\$ -
7562-01 · AIP '62 - AGIS			\$ -	\$ -
7563-01 · AIP '63 - Airport Infrastructure and Optimization Study			\$ 950,000	\$ 30,000
7564-01 · AIP '64 - Construct GA Terminal/Pilots Lounge			\$ 743,000	\$ 340,000
7565-01 · AIP '65 - Runway & Taxiway Maint			\$ 2,850,000	\$ 360,000
476?-01 · AIP '?? - Rehabilitate Apron (Section 2)				\$ 1,200,000
476?-01 · AIP '?? - Construct Control Tower and Vehicle Parking				\$ 15,000,000
				\$ -
				\$ -
4900-00 · BIL -			\$ 1,200,000	\$ 1,200,000
<b>Total 7500-00 · CAPITAL EXPENDITURES</b>		\$ -	\$ 5,743,000	\$ 18,130,000
<b>Total "C" EXPENSES</b>		\$ -	\$ 9,578,000	\$ 21,200,000
<b>TOTAL OPERATIONAL + CAPITAL REVENUE</b>		\$ 10,610,062	\$ 15,966,260	\$ 27,152,198
<b>TOTAL "A+B+C" EXPENSES</b>		\$ 4,711,868	\$ 15,063,539	\$ 27,052,661
<b>AIRPORT TOTAL NET POSITION (BUDGETED)</b>		\$ 5,898,194	\$ 902,721	\$ 99,537



S

U

N

S

U

N

S

U

N